



Page

Selection of geared motors

13-18

Safety Information

Cover of Rotating Parts

Contact Protection

Noise Behaviour

Coating and Corrosion Protection

Modular system overview

Installed positions of geared motors

Bauer geared motors can be supplied for any type of fitting position. Vertical installation positions (motor-down) place a particularly severe strain on the shaft seal. It is advisable to avoid this arrangement especially at high motor speeds (e.g. above 1800 r/min) and continuous operation

Notes on safety

See the notes on safety regarding installation in Operating Instructions.

Guards for rotating parts

The shrink disk (SSV) guards required under the German law relating to technical materials (Law Concerning Industrial Equipment - Equipment safety law GPSG) or by the Accident Prevention Regulations (UVV) are not included in the standard scope of supply because they are fitted by the customer in most cases, or the risk of accident can be eliminated by suitable installation.

See the Operating Instruction.

Protection against accidental contact

The D04LA and D05LA small motors have smooth motor housings. In the textile, pharmaceutical and foodstuffs industries in particular and in plant engineering, this IP54 version has a number of advantages over ribbed housings. In some instances, protection against accidental contact may have to be installed by the customer because for technical reasons, the surface temperatures of motors with smooth housings can be high, especially in continuous operation

Operating noise

The typical operating noise levels of BAUER geared motors are within the limits stipulated by VDI directive 2159 for gears and EN 60034-9, Table 2 for motors.

For physical reasons, low-ratio, high-speed gears produce more noise than medium- and high-ratio gears operating at low speeds.

See BAUER special imprint SD18.. for more information

Paint finish and corrosion protection

BAUER geared motors are spray-painted in RAL 7031 to DIN 1843 as standard. Other RAL colours are available at extra cost.

The output shafts are shipped in protective sleeves or with a protective coating to prevent corrosion.

If high requirements for corrosion resistance are required, the drives are available with enhanced corrosion protection: CORO 1, CORO 2, CORO 3 or CORO 4.

Paint finishes up to 200 µm in thickness are available on request at extra cost. Thicker paint finishes for geared motors are impractical, because the paint tends to flake at the ribs and when the terminal box is opened.

Product Description

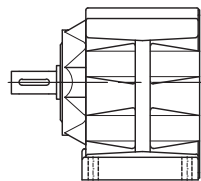
Modular system overview

2

Gear design

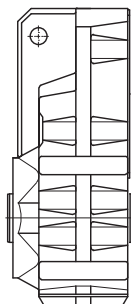
BG

Helical gear




BF

Shaft-mounted gear



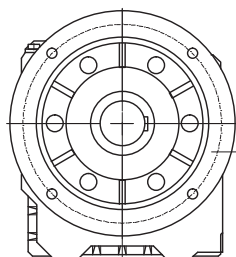
BK

Bevel gear



BS

Worm gear



Motor terminal box design

System cover

Pre-stage

Pre-stage + System cover

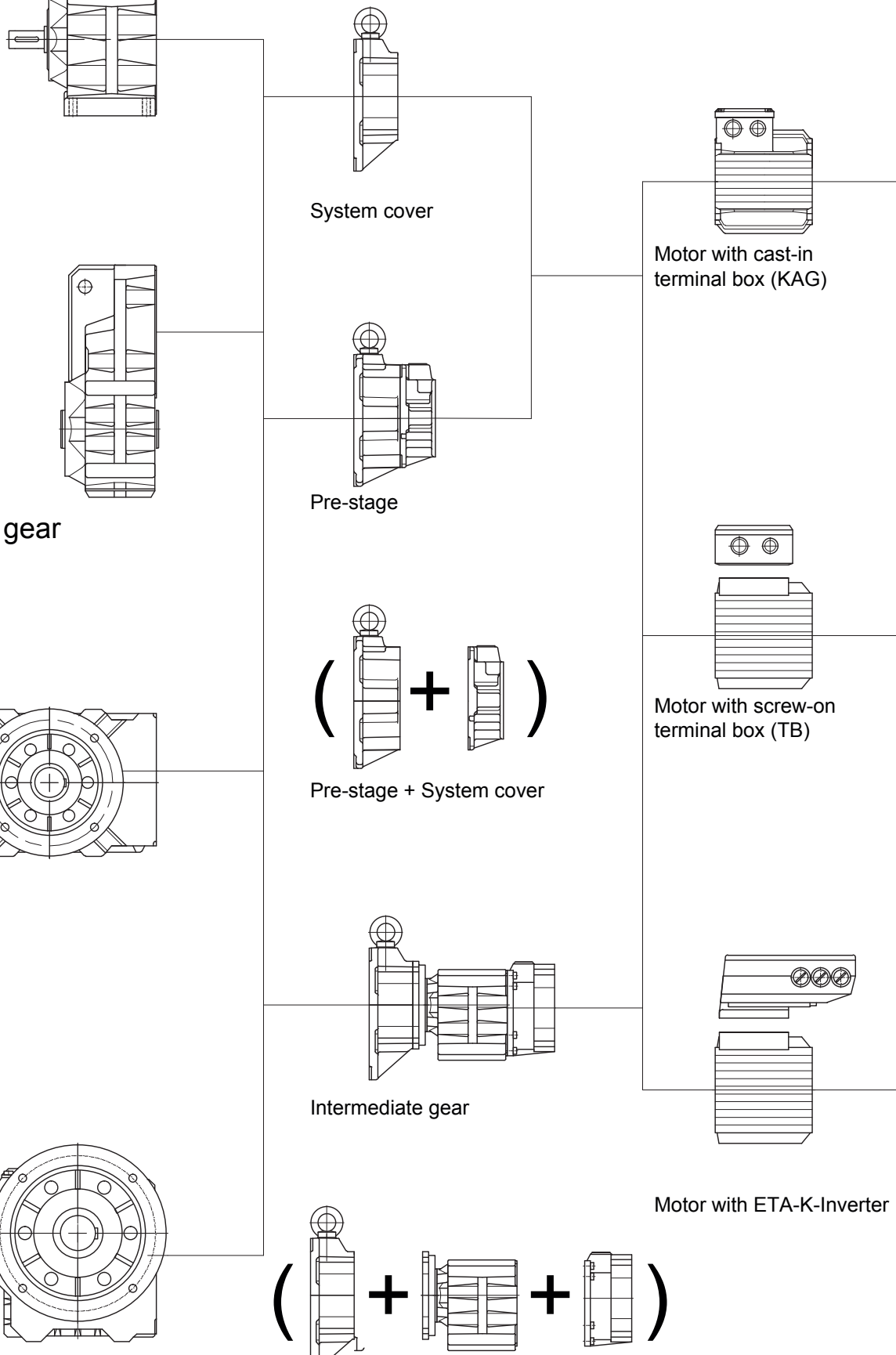
Intermediate gear

(System cover + Intermediate gear + System cover)

Motor with cast-in terminal box (KAG)

Motor with screw-on terminal box (TB)

Motor with ETA-K-Inverter



Covers
B-side

Extensions
Standard motor

Extensions
Motor with brake

