

## **BS-series worm-gear motors Selection**

### **Description of worm-gearred units**

- Sizes
- Bauer service factors ( $f_B$ ) for worm-gearred motors
- Continuous operation without switching frequency  $Z \leq 1/h$
- Switching duty
- Bauer service factor
- Explanation of shock classification
- Key to abbreviations
- Selection tables, worm-gearred motors

### **Selection - worm geared motors IE1**

### **Selection - worm geared motors IE2**

# BS-series worm-geared motors

## Description of worm-gear units

### Sizes

Bauer BS-series worm-geared motors are normally supplied in eight frame sizes and with torques of 25 to 1,000 Nm. Higher torques are available on request. The gear unit is accommodated in a sturdy cast housing.

### Efficiency

The efficiency of worm-geared motors depends on numerous factors, including lubrication, extent of wear, temperature and vibration. Calculated efficiency, therefore, is merely a guideline value. Please consult BAUER and state the boundary conditions if efficiency or self-locking capability are important factors for your application.

### Bauer service factors ( $f_B$ ) for worm-geared motors

Worm gears transmit torque by sliding friction only, which means that losses and temperature are inevitably higher than with helical-gear arrangements. Of the numerous factors influencing the total loading of a worm-gear unit, the most important include:

- Mean torque (rated torque)
- Daily operating hours
- Severity of torque peaks (shock classification)
- Frequency of torque peaks (switching duty)
- Ambient temperature

These factors can be represented in a simplified and practical manner by **service factors**. The tables and explanations below attempt to provide an objective description of the **shock classification**, rather than a classification of the driven machinery. Experience has shown that, in addition to the torque shocks caused by the driven machinery ( $M_v/M_N$ ), above all the power transmission components (clutches, chains etc.) plus the mass ratios play a decisive role in this.

See Bauer special imprint SD32 for more information.

**Factor  $f_1$**  for shock classification and operating time

Shock classification	Operating hours per day $t_d$ $\leq 10$ min	$\leq 1$ h	$> 1$ h	$> 4$ h	$> 8$ h	$> 16$ h
			$\leq 4$ h	$\leq 8$ h	$\leq 16$ h	$\leq 24$ h
I	0,7	0,8	0,9	1,0	1,25	1,4
II	0,9	1,0	1,12	1,25	1,6	1,8
III	1,25	1,4	1,6	1,8	2,2	2,5

Continuous operation without switching frequency  $Z \leq 1/h$

9

### Switching duty

**Factor  $f_2$**  or shock classification and switching frequency

Switching frequency in single- shift operation  $t_d \leq 8$  h/d

Shock classification	$1 < Z \leq 100$	$100 < Z \leq 1000$	$1000 < Z$
I	1,25	1,4	1,6
II	1,6	1,8	2,0
III	1,8	2,0	2,2

Switching frequency in multiple- shift operation  $t_d > 8$  h/d

Shock classification	$1 < Z \leq 100$	$100 < Z \leq 1000$	$1000 < Z$
I	1,4	1,6	1,8
II	1,8	2,0	2,2
III	2,0	2,2	2,5

### Ambient temperature

**Factor  $f_3$**  for increased ambient temperature

AT	-10°C .. +25°C	>25°C	>30°C	>35°C	>40°C	>45°C	>50°C	>55°C
no Factor		1,1	1,2	1,3	1,4	1,5	1,6	Enquiry

### Bauer service factor

Bauer service factor  $f_B =$  maximum value  $f_1, f_2, f_3$  (at daily operating hours > 1h)

For example: Shock classification II for  $Z = 100$  switching operations per hour and multiple-shift operation yields a service factor  $f_B = f_2 = 1,8$

### Explanation of shock classification

#### Shock classification I:

Uniform without shock loads. All the following requirements must be satisfied:

- $FI \leq 1,3$
- $M_x/M_N \leq 1,0$
- Shock-absorbing power transmission components (e.g. highly resilient, zero-play coupling,  $\varphi N \geq 5^\circ$ )

#### Shock classification II:

Moderate shock loads. At least one of the following conditions applies:

- $1,3 < FI \leq 2$
- $1 \leq M_x/M_N \leq 1,4$
- Shock-neutral power transmission components (e.g. gear wheels, zero-play rigid coupling or resilient coupling with  $\varphi N < 5^\circ$ )

#### Shock classification III:

Heavy shock loads. At least one of the following conditions applies:

- $FI > 2$
- $1,4 < M_x/M_N \leq 2,0$
- Shock-amplifying power transmission components (e.g. coupling with play or chain drive)

# BS-series worm-geared motors

## Description of worm-gear units

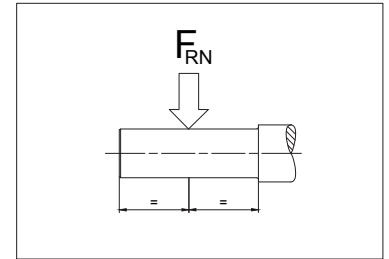
### Key to abbreviations

Z	Switching duty number of switching operations per hour
$t_d$	Daily operating time in hours (h/d)
FI	Factor of inertia $FI = (J_{ext} + J_{rot})/J_{rot}$
$J_{ext}$	Mass moment of inertia of the machine to be driven, in relation to the motor's rotor shaft ( $\text{kgm}^2$ )
$J_{rot}$	Mass moment of inertia of the motor rotor ( $\text{kgm}^2$ )
$M_x$	Highest impact torque above the static torque which can occur during normal operation or in emergency situations
$M_N$	Required static load torque for the application
$M_x/M_N$	Relative torque - Factor
$\varphi_N$	Torsional offset of the resilient coupling under rated torque
UT	Ambient temperature ( $^{\circ}\text{C}$ )

### Selection tables, worm-geared motors

### Key to abbreviations

P	Rated output
$n_2$	Rated speed of the output shaft
i	Gear reduction ratio
$M_2$	Rated torque at the output shaft
$f_B$	Bauer Service factor
$F_{RN}$	Maximum permissible radial force with standard solid shaft (Code -.1 und -.2)



Use the selection tables to determine the size of geared motor required. The codes clearly define the Type of gear unit and output shaft (see chapter 13 "dimensional drawings worm-geared motors").

The torques marked (\*) are maximum permissible torques for service factor  $f_B=1,0$ .

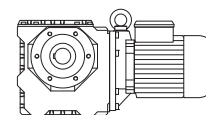
### Motor power overload protection

Motor-power ratings, particularly in conjunction with four-stage and multi-stage gear units, are more than ample in some instances. Consequently, and in much the same way as with low-power motors, rated current is not a measure of gear loading and cannot be used to protect the gear unit against overloading. It is advisable to provide gears at risk from excessive load or blockage with a protective mechanism (e. g., slip clutch, slip hub, shear pin or an alternative).

# BS-series worm-geared motors

## Selection - worm-geared motors DSE - IE1

**P = 0.03 kW**



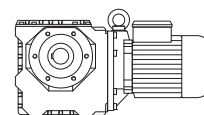
50 Hz			i	Type	m	F <sub>RN</sub>	F <sub>RV</sub>	60 Hz		
n <sub>2</sub> 1/min	M <sub>2</sub> Nm	f <sub>B</sub>						n <sub>2</sub> 1/min	M <sub>2</sub> Nm	f <sub>B</sub>
75	2.8	8.9	18.00	<b>BS02-../D04LA4</b>	3.5	1250	-	90	2.35	11
62	3.2	7.8	22.00	"	"	1250	-	74	2.7	9.3
50	3.6	6.9	27.00	"	"	1250	-	60	3.0	8.3
41	4.15	6.0	33.00	"	"	1250	-	49.5	3.45	7.2
31.5	5.6	4.3	43.00	"	"	1250	-	38	4.65	5.2
25	6.5	3.4	54.00	"	"	1250	-	30	5.4	4.1
19.5	7.4	2.7	70.00	"	"	1250	-	23.5	6.2	3.2
14.5	11.6	3.3	93.92	<b>BS04-../D04LA4</b>	3.9	2250	-	17.5	9.6	4.0
13.5	13.5	2.8	102.9	"	"	2250	-	16	11.4	3.3
12	13.6	2.8	117.0	"	"	2250	-	14	11.6	3.3
11	16.4	2.5	123.0	"	"	2250	-	13.5	13.3	3.1
9.8	18.1	2.3	138.4	"	"	2250	-	12	14.8	2.8
9.0	17.5	2.2	150.3	"	"	2250	-	11	14.3	2.7
8.5	20.5	1.8	160.1	"	"	2250	-	10.5	16.6	2.2
7.8	19.8	2.0	174.0	"	"	2250	-	9.4	16.4	2.4
6.2	24	1.65	220.0	"	"	2250	-	7.4	20.5	1.95
5.4	27.5	1.5	251.6	"	"	2250	-	6.5	22.5	1.8
4.5	32	1.35	300.7	"	"	2250	-	5.4	27	1.6
4.0	35.5	1.25	338.3	"	"	2250	-	4.8	29.5	1.5
3.5	40	1.15	391.3	"	"	2250	-	4.2	33	1.35
5.4	30.5	3.2	252.0	<b>BS06-../D04LA4</b>	8.4	3500	-	6.5	25.5	3.9
4.3	37.5	2.8	315.3	"	"	3500	-	5.2	31	3.4
3.8	42	2.6	358.9	"	"	3500	-	4.6	34.5	3.2
3.3	47.5	2.3	418.0	"	"	3500	-	3.9	40	2.8
2.9	70	1.35	474.8	<b>BS06G04-../D04LA4</b>	11	3500	-	3.5	58	1.6
2.5	79	1.25	552.6	"	"	3500	-	3.0	65	1.55
2.3	88	1.05	610.7	"	"	3500	-	2.7	75	1.25
2.0	101	0.93	704.7	"	"	3500	-	2.3	88	1.05
1.6	94*	1.0	847.0	"	"	3500	-	2.0	94	1.0
1.5	94*	1.0	939.6	"	"	3500	-	1.8	94	1.0
1.2	94*	1.0	1170	"	"	3500	-	1.4	94	1.0
0.9	94*	1.0	1503	"	"	3500	-	1.1	94	1.0
0.85	94*	1.0	1654	"	"	3500	-	1.0	94	1.0
0.75	94*	1.0	1914	"	"	3500	-	0.85	94	1.0
0.65	94*	1.0	2200	"	"	3500	-	0.75	94	1.0
0.49	94*	1.0	2768	"	"	3500	-	0.6	94	1.0
0.45	94*	1.0	3007	"	"	3500	-	0.55	94	1.0
0.41	94*	1.0	3308	"	"	3500	-	0.49	94	1.0
0.37	94*	1.0	3721	"	"	3500	-	0.44	94	1.0
0.32	94*	1.0	4304	"	"	3500	-	0.38	94	1.0
0.28	98*	1.0	4947	"	"	3500	-	0.33	98	1.0
0.25	98*	1.0	5442	"	"	3500	-	0.3	98	1.0
0.22	100*	1.0	6234	"	"	3500	-	0.26	100	1.0
2.5	67	2.8	544.8	<b>BS10Z-../D04LA4</b>	21	6000	-	3.0	56	3.4
2.2	72	2.6	638.7	"	"	6000	-	2.6	61	3.1
1.8	85	2.1	788.7	"	"	6000	-	2.1	73	2.5
1.5	101	1.55	905.6	"	"	6000	-	1.8	84	1.9
1.4	130	1.25	969.9	<b>BS10G06-../D04LA4</b>	25	6000	-	1.7	107	1.5
1.2	152	1.05	1166	"	"	6000	-	1.4	130	1.25
1.1	166	0.96	1342	"	"	6000	-	1.3	141	1.15
0.9	160*	1.0	1528	"	"	6000	-	1.1	160	1.0
0.85	160*	1.0	1668	"	"	6000	-	1.0	160	1.0
0.7	160*	1.0	1963	"	"	6000	-	0.85	160	1.0
0.6	160*	1.0	2348	"	"	6000	-	0.7	160	1.0
0.55	160*	1.0	2635	"	"	6000	-	0.65	160	1.0
0.47	160*	1.0	2875	"	"	6000	-	0.6	160	1.0
0.41	160*	1.0	3332	"	"	6000	-	0.49	160	1.0
0.38	160*	1.0	3635	"	"	6000	-	0.45	160	1.0
0.33	160*	1.0	4163	"	"	6000	-	0.39	160	1.0
0.29	160*	1.0	4776	"	"	6000	-	0.34	160	1.0
0.26	160*	1.0	5209	"	"	6000	-	0.32	160	1.0
0.23	164*	1.0	6019	"	"	6000	-	0.27	164	1.0
0.21	164*	1.0	6565	"	"	6000	-	0.25	164	1.0

9

# BS-series worm-geared motors

## Selection - worm-geared motors DSE - IE1

P = 0.03 kW



50 Hz			i	Type	m	F <sub>RN</sub>	F <sub>RV</sub>	60 Hz		
n <sub>2</sub> 1/min	M <sub>2</sub> Nm	f <sub>B</sub>						n <sub>2</sub> 1/min	M <sub>2</sub> Nm	f <sub>B</sub>
0.19	164*	1.0	7471	BS10G06-../D04LA4	"	6000	-	0.22	164	1.0
0.16	164*	1.0	8703	"	"	6000	-	0.19	164	1.0
1.7	111	2.4	831.7	BS20G06-../D04LA4	35	8000	-	2.0	94	2.9
1.4	135	2.0	1000	"	"	8000	-	1.7	111	2.4
1.1	171	1.6	1311	"	"	8000	-	1.3	145	1.85
0.9	210	1.3	1543	"	"	8000	-	1.1	171	1.6
0.85	220	1.25	1683	"	"	8000	-	1.0	189	1.45
0.7	270*	1.0	2014	"	"	8000	-	0.85	270	1.0
0.55	270*	1.0	2465	"	"	8000	-	0.7	270	1.0
0.48	270*	1.0	2857	"	"	8000	-	0.6	270	1.0
0.44	270*	1.0	3117	"	"	8000	-	0.55	270	1.0
0.38	270*	1.0	3570	"	"	8000	-	0.46	270	1.0
0.33	270*	1.0	4096	"	"	8000	-	0.4	270	1.0
0.28	270*	1.0	4910	"	"	8000	-	0.33	270	1.0
0.23	270*	1.0	5880	"	"	8000	-	0.28	270	1.0
0.19	275*	1.0	7363	"	"	8000	-	0.23	275	1.0
0.17	275*	1.0	8031	"	"	8000	-	0.21	275	1.0
0.15	280*	1.0	9220	"	"	8000	-	0.18	280	1.0
1.2	164	3.0	1176	BS30G06-../D04LA4	53	10000	-	1.4	141	3.5
0.95	205	2.4	1461	"	"	10000	-	1.2	164	3.0
0.9	215	2.3	1576	"	"	10000	-	1.1	179	2.7
0.75	260	1.9	1886	"	"	10000	-	0.9	215	2.3
0.6	325	1.5	2308	"	"	10000	-	0.75	260	1.9
0.55	355	1.4	2518	"	"	10000	-	0.65	300	1.65
0.47	420	1.15	2919	"	"	10000	-	0.6	325	1.5
0.41	480	1.0	3344	"	"	10000	-	0.49	400	1.25
0.38	490*	1.0	3647	"	"	10000	-	0.45	490	1.0
0.33	490*	1.0	4184	"	"	10000	-	0.39	490	1.0
0.28	510*	1.0	4905	"	"	10000	-	0.34	510	1.0
0.24	520*	1.0	5783	"	"	10000	-	0.29	520	1.0
0.22	520*	1.0	6308	"	"	10000	-	0.26	520	1.0
0.19	520*	1.0	7179	"	"	10000	-	0.23	520	1.0
0.17	520*	1.0	8362	"	"	10000	-	0.2	520	1.0

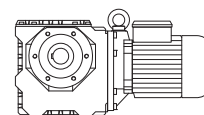
P = 0.04 kW

50 Hz			i	Type	m	F <sub>RN</sub>	F <sub>RV</sub>	60 Hz		
n <sub>2</sub> 1/min	M <sub>2</sub> Nm	f <sub>B</sub>						n <sub>2</sub> 1/min	M <sub>2</sub> Nm	f <sub>B</sub>
127	2.45	10	10.67	BS02-../D04LA4	3.5	1250	-	152	2.05	12
100	2.95	8.5	13.50	"	"	1250	-	120	2.45	10
75	3.75	6.7	18.00	"	"	1250	-	90	3.1	8.1
62	4.3	5.8	22.00	"	"	1250	-	74	3.6	6.9
50	4.8	5.2	27.00	"	"	1250	-	60	4.0	6.3
41	5.5	4.5	33.00	"	"	1250	-	49.5	4.6	5.4
31.5	7.5	3.2	43.00	"	"	1250	-	38	6.2	3.9
25	8.7	2.5	54.00	"	"	1250	-	30	7.2	3.1
19.5	9.9	2.0	70.00	"	"	1250	-	23.5	8.2	2.4
21.5	11.1	3.2	64.06	BS04-../D04LA4	3.9	2250	-	25.5	9.4	3.8
19	13.2	2.9	71.18	"	"	2250	-	23	10.9	3.5
18	12.9	2.9	77.00	"	"	2250	-	21.5	10.8	3.5
14.5	15.5	2.5	93.92	"	"	2250	-	17.5	12.8	3.0
13.5	18.1	2.1	102.9	"	"	2250	-	16	15.2	2.5
12	18.1	2.1	117.0	"	"	2250	-	14	15.5	2.5
11	21.5	1.9	123.0	"	"	2250	-	13.5	17.8	2.3
9.8	24	1.75	138.4	"	"	2250	-	12	19.7	2.1
9.0	23	1.7	150.3	"	"	2250	-	11	19.1	2.0
8.5	27	1.35	160.1	"	"	2250	-	10.5	22	1.7
7.8	26	1.55	174.0	"	"	2250	-	9.4	21.5	1.85
6.2	32.5	1.25	220.0	"	"	2250	-	7.4	27	1.5
5.4	36.5	1.1	251.6	"	"	2250	-	6.5	30.5	1.35
4.5	43	1.0	300.7	"	"	2250	-	5.4	36	1.2

# BS-series worm-geared motors

## Selection - worm-geared motors DSE - IE1

**P = 0.04 kW**



50 Hz			i	Type	m	F <sub>RN</sub>	F <sub>RV</sub>	60 Hz		
n <sub>2</sub> 1/min	M <sub>2</sub> Nm	f <sub>B</sub>						n <sub>2</sub> 1/min	M <sub>2</sub> Nm	f <sub>B</sub>
4.0	47.5	0.93	338.3	BS04-../D04LA4	"	2250	-	4.8	39.5	1.1
3.5	53	0.85	391.3	"	"	2250	-	4.2	44.5	1.0
7.9	30.5	2.9	171.0	BS06-../D04LA4	8.4	3500	-	9.5	25.5	3.5
6.2	36	2.7	220.0	"	"	3500	-	7.4	30	3.3
5.4	41	2.4	252.0	"	"	3500	-	6.5	34	2.9
4.3	50	2.1	315.3	"	"	3500	-	5.2	41.5	2.6
3.8	56	1.95	358.9	"	"	3500	-	4.6	46.5	2.4
3.3	63	1.75	418.0	"	"	3500	-	3.9	53	2.1
2.9	93	1.0	474.8	BS06G04-../D04LA4	11	3500	-	3.5	77	1.2
2.5	105	0.95	552.6	"	"	3500	-	3.0	87	1.15
2.3	117	0.8	610.7	"	"	3500	-	2.7	100	0.94
3.8	62	3.1	360.3	BS10Z-../D04LA4	21	6000	-	4.5	52	3.7
3.2	72	2.6	432.4	"	"	6000	-	3.8	61	3.1
2.5	90	2.1	544.8	"	"	6000	-	3.0	75	2.5
2.2	97	1.95	638.7	"	"	6000	-	2.6	82	2.3
1.8	114	1.6	788.7	"	"	6000	-	2.1	98	1.85
1.5	134	1.2	905.6	"	"	6000	-	1.8	112	1.4
1.4	174	0.92	969.9	BS10G06-../D04LA4	25	6000	-	1.7	143	1.1
1.2	200	0.8	1166	"	"	6000	-	1.4	174	0.92
1.8	114	2.7	763.4	BS20Z-../D04LA4	32	8000	-	2.2	93	3.3
1.7	148	1.8	831.7	BS20G06-../D04LA4	35	8000	-	2.0	126	2.1
1.4	180	1.5	1000	"	"	8000	-	1.7	148	1.8
1.1	225	1.2	1311	"	"	8000	-	1.3	193	1.4
1.4	188	2.6	1022	BS30G06-../D04LA4	53	10000	-	1.6	164	3.0
1.2	215	2.3	1176	"	"	10000	-	1.4	188	2.6
0.95	275	1.8	1461	"	"	10000	-	1.2	215	2.3
0.9	290	1.7	1576	"	"	10000	-	1.1	235	2.1
0.75	350	1.4	1886	"	"	10000	-	0.9	290	1.7
0.6	435	1.15	2308	"	"	10000	-	0.75	350	1.4
0.55	475	1.05	2518	"	"	10000	-	0.65	405	1.2

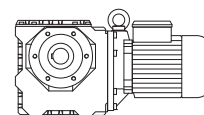
**P = 0.06 kW**

50 Hz			i	Type	m	F <sub>RN</sub>	F <sub>RV</sub>	60 Hz		
n <sub>2</sub> 1/min	M <sub>2</sub> Nm	f <sub>B</sub>						n <sub>2</sub> 1/min	M <sub>2</sub> Nm	f <sub>B</sub>
295	1.7	8.8	4.60	BS02-../D04LA4	3.5	1000	-	355	1.42	11
250	2.0	10	5.40	"	"	1000	-	300	1.68	12
200	2.45	10	6.75	"	"	1000	-	240	2.05	12
164	2.9	8.6	8.25	"	"	1100	-	197	2.4	10
127	3.65	6.8	10.67	"	"	1250	-	152	3.05	8.2
100	4.45	5.6	13.50	"	"	1250	-	120	3.7	6.8
75	5.6	4.5	18.00	"	"	1250	-	90	4.7	5.3
62	6.4	3.9	22.00	"	"	1250	-	74	5.4	4.6
50	7.2	3.5	27.00	"	"	1250	-	60	6.0	4.2
41	8.3	3.0	33.00	"	"	1250	-	49.5	6.9	3.6
31.5	11.2	2.1	43.00	"	"	1250	-	38	9.3	2.6
25	13	1.7	54.00	"	"	1250	-	30	10.8	2.0
19.5	14.9	1.35	70.00	"	"	1250	-	23.5	12.4	1.6
18	16.2	2.5	75.00	BS03-../D05LA4	5.4	1950	-	22	13.2	3.0
35.5	11.1	3.3	38.42	BS04-../D04LA4	3.9	2250	-	42.5	9.3	4.0
28.5	13.6	2.8	47.86	"	"	2250	-	34	11.4	3.3
21.5	16.7	2.2	64.06	"	"	2250	-	25.5	14.1	2.6
19	19.9	1.9	71.18	"	"	2250	-	23	16.4	2.3
18	19.4	1.95	77.00	"	"	2250	-	21.5	16.2	2.3
14.5	23	1.65	93.92	"	"	2250	-	17.5	19.3	1.95
13.5	27	1.4	102.9	"	"	2250	-	16	22.5	1.7
12	27	1.4	117.0	"	"	2250	-	14	23	1.65
11	32.5	1.25	123.0	"	"	2250	-	13.5	26.5	1.55

# BS-series worm-geared motors

## Selection - worm-geared motors DSE - IE1

P = 0.06 kW



50 Hz			i	Type	m	F <sub>RN</sub>	F <sub>RV</sub>	60 Hz		
n <sub>2</sub> 1/min	M <sub>2</sub> Nm	f <sub>B</sub>						n <sub>2</sub> 1/min	M <sub>2</sub> Nm	f <sub>B</sub>
9.8	36	1.15	138.4	BS04-../D04LA4	"	2250	-	12	29.5	1.4
9.0	35	1.1	150.3	"	"	2250	-	11	28.5	1.35
8.5	41	0.9	160.1	"	"	2250	-	10.5	33	1.1
7.8	39.5	1.0	174.0	"	"	2250	-	9.4	32.5	1.25
6.2	48.5	0.82	220.0	"	"	2250	-	7.4	41	0.98
11.5	32	2.9	118.8	BS06-../D04LA4	8.4	3500	-	14	26.5	3.5
10.5	36.5	2.8	129.0	"	"	3500	-	13	29.5	3.5
9.2	40	2.7	146.8	"	"	3500	-	11.5	32	3.3
7.8	44	2.2	174.0	"	"	3500	-	9.4	36.5	2.7
6.2	54	1.8	220.0	"	"	3500	-	7.4	45.5	2.2
5.4	61	1.6	252.0	"	"	3500	-	6.5	51	1.95
4.3	75	1.4	315.3	"	"	3500	-	5.2	62	1.7
3.8	84	1.3	358.9	"	"	3500	-	4.6	69	1.6
3.3	95	1.15	418.0	"	"	3500	-	3.9	80	1.4
11.5	36.5	3.3	119.6	BS10-../D06LA4	23	6000	-	14	30	4.0
6.3	58	3.1	216.6	"	"	6000	-	7.5	48.5	3.7
5.4	67	2.7	254.0	BS10Z-../D06LA4	24	6000	-	6.4	57	3.2
4.5	78	2.4	302.5	"	"	6000	-	5.4	65	2.9
3.8	93	2.0	360.3	"	"	6000	-	4.5	78	2.4
3.2	109	1.75	432.4	"	"	6000	-	3.8	91	2.1
2.5	135	1.4	544.8	"	"	6000	-	3.0	112	1.7
2.2	145	1.3	638.7	"	"	6000	-	2.6	123	1.55
1.8	171	1.05	788.7	"	"	6000	-	2.1	147	1.2
3.2	109	3.0	430.8	BS20Z-../D06LA4	35	8000	-	3.8	91	3.6
2.6	121	3.0	539.7	"	"	8000	-	3.1	101	3.6
2.2	140	2.4	619.2	"	"	8000	-	2.7	114	2.9
1.8	171	1.8	763.4	"	"	8000	-	2.2	140	2.2
1.7	220	1.25	831.7	BS20G06-../D06LA4	38	8000	-	2.0	189	1.45
1.4	270	1.0	1000	"	"	8000	-	1.7	220	1.25
1.7	195	2.4	804.1	BS30Z-../D06LA4	54	10000	-	2.1	158	3.0
1.5	215	2.1	932.0	"	"	10000	-	1.8	181	2.5
1.4	280	1.75	1022	BS30G06-../D06LA4	56	10000	-	1.6	245	2.0
1.2	325	1.5	1176	"	"	10000	-	1.4	280	1.75
0.95	415	1.2	1461	"	"	10000	-	1.2	325	1.5
0.9	435	1.15	1576	"	"	10000	-	1.1	355	1.4
1.5	225	3.3	908.2	BS40Z-../D06LA4	68	15000	-	1.8	187	4.0
1.4	285	3.1	965.5	BS40G10-../D06LA4	73	15000	-	1.7	235	3.7
1.2	330	2.7	1180	"	"	15000	-	1.4	285	3.1
0.95	420	2.1	1499	"	"	15000	-	1.1	360	2.4
0.8	500	1.75	1785	"	"	15000	-	0.95	420	2.1
0.65	610	1.45	2126	"	"	15000	-	0.8	500	1.75
0.6	660	1.35	2304	"	"	15000	-	0.75	530	1.65
0.55	720	1.2	2552	"	"	15000	-	0.65	610	1.45
0.47	850	1.05	2902	"	"	15000	-	0.6	660	1.35

P = 0.09 kW

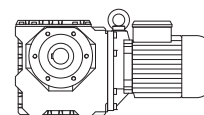
50 Hz			i	Type	m	F <sub>RN</sub>	F <sub>RV</sub>	60 Hz		
n <sub>2</sub> 1/min	M <sub>2</sub> Nm	f <sub>B</sub>						n <sub>2</sub> 1/min	M <sub>2</sub> Nm	f <sub>B</sub>
295	2.55	5.9	4.60	BS02-../D04LA4	3.5	1000	-	355	2.1	7.1
250	3.0	6.7	5.40	"	"	1000	-	300	2.5	8.0
200	3.65	6.8	6.75	"	"	1000	-	240	3.05	8.2
164	4.4	5.7	8.25	"	"	1100	-	197	3.65	6.8
127	5.5	4.5	10.67	"	"	1250	-	152	4.6	5.4
100	6.7	3.7	13.50	"	"	1250	-	120	5.5	4.5
75	8.4	3.0	18.00	"	"	1250	-	90	7.0	3.6
62	9.7	2.6	22.00	"	"	1250	-	74	8.1	3.1
50	10.8	2.3	27.00	"	"	1250	-	60	9.0	2.8
41	12.5	2.0	33.00	"	"	1250	-	49.5	10.4	2.4



# BS-series worm-geared motors

## Selection - worm-geared motors DSE - IE1

**P = 0.09 kW**

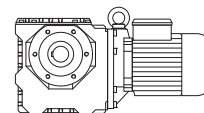


50 Hz			i	Type	m	F <sub>RN</sub>	F <sub>RV</sub>	60 Hz		
n <sub>2</sub> 1/min	M <sub>2</sub> Nm	f <sub>B</sub>						n <sub>2</sub> 1/min	M <sub>2</sub> Nm	f <sub>B</sub>
31.5	16.9	1.4	43.00	<b>BS02-../D04LA4</b>	"	1250	-	38	14	1.7
25	19.5	1.15	54.00	"	"	1250	-	30	16.3	1.35
19.5	22	0.91	70.00	"	"	1250	-	23.5	18.6	1.1
27	18.4	3.0	50.00	<b>BS03-../D05LA4</b>	5.4	1950	-	32.5	15.3	3.6
22	20.5	2.3	62.00	"	"	1950	-	26.5	17.1	2.8
18	24	1.65	75.00	"	"	1950	-	22	19.9	2.0
56	11.6	2.9	24.25	<b>BS04-../D04LA4</b>	3.9	2250	-	67	9.7	3.5
52	11.7	3.2	26.21	"	"	2250	-	62	9.8	3.9
43	13.9	2.7	31.50	"	"	2250	-	52	11.5	3.3
35.5	16.7	2.2	38.42	"	"	2250	-	42.5	13.9	2.7
28.5	20.5	1.85	47.86	"	"	2250	-	34	17.1	2.2
21.5	25	1.45	64.06	"	"	2250	-	25.5	21	1.7
19	29.5	1.3	71.18	"	"	2250	-	23	24.5	1.55
18	29	1.3	77.00	"	"	2250	-	21.5	24	1.6
14.5	34.5	1.1	93.92	"	"	2250	-	17.5	28.5	1.35
13.5	40.5	0.94	102.9	"	"	2250	-	16	34	1.1
12	40.5	0.94	117.0	"	"	2250	-	14	34.5	1.1
11	49	0.84	123.0	"	"	2250	-	13.5	40	1.05
21.5	27	3.0	64.06	<b>BS06-../D04LA4</b>	8.4	3500	-	25.5	22.5	3.6
19	32	2.9	71.18	"	"	3500	-	23	26.5	3.5
18	31.5	2.7	77.00	"	"	3500	-	21.5	26.5	3.2
15	40	2.5	90.00	"	"	3500	-	18	33	3.0
13.5	43.5	2.3	103.1	"	"	3500	-	16	37	2.7
11.5	48.5	1.95	118.8	"	"	3500	-	14	39.5	2.4
10.5	54	1.95	129.0	"	"	3500	-	13	44	2.4
9.2	60	1.75	146.8	"	"	3500	-	11.5	48.5	2.2
7.8	66	1.5	174.0	"	"	3500	-	9.4	54	1.8
6.2	81	1.2	220.0	"	"	3500	-	7.4	68	1.45
5.4	92	1.1	252.0	"	"	3500	-	6.5	76	1.3
4.3	113	0.94	315.3	"	"	3500	-	5.2	94	1.15
3.8	126	0.87	358.9	"	"	3500	-	4.6	104	1.05
11.5	55	2.2	119.6	<b>BS10-../D06LA4</b>	23	6000	-	14	45	2.7
10.5	52	3.2	130.3	"	"	6000	-	12.5	44	3.7
8.9	61	2.7	152.7	"	"	6000	-	11	50	3.3
7.2	76	2.2	188.6	"	"	6000	-	8.6	63	2.7
6.3	87	2.1	216.6	"	"	6000	-	7.5	73	2.5
5.4	101	1.8	254.0	<b>BS10Z-../D06LA4</b>	24	6000	-	6.4	85	2.1
4.5	118	1.6	302.5	"	"	6000	-	5.4	98	1.95
3.8	140	1.35	360.3	"	"	6000	-	4.5	118	1.6
3.2	163	1.15	432.4	"	"	6000	-	3.8	137	1.4
2.5	200	0.95	544.8	"	"	6000	-	3.0	169	1.1
2.2	215	0.88	638.7	"	"	6000	-	2.6	185	1.05
6.0	91	3.2	225.6	<b>BS20-../D06LA4</b>	34	8000	-	7.2	76	3.8
5.3	103	2.9	257.8	<b>BS20Z-../D06LA4</b>	35	8000	-	6.3	87	3.4
4.5	120	2.5	300.1	"	"	8000	-	5.4	100	3.0
3.8	140	2.3	359.9	"	"	8000	-	4.6	115	2.8
3.2	163	2.0	430.8	"	"	8000	-	3.8	137	2.4
2.6	181	2.0	539.7	"	"	8000	-	3.1	152	2.4
2.2	210	1.55	619.2	"	"	8000	-	2.7	171	1.95
1.8	255	1.2	763.4	"	"	8000	-	2.2	210	1.5
1.7	330	0.82	831.7	<b>BS20G06-../D06LA4</b>	38	8000	-	2.0	280	0.96
3.8	167	2.4	359.6	<b>BS30Z-../D06LA4</b>	54	10000	-	4.6	138	2.9
3.0	183	3.3	457.3	"	"	10000	-	3.6	152	3.9
2.6	210	2.9	539.3	"	"	10000	-	3.1	177	3.4
2.1	245	2.4	651.0	"	"	10000	-	2.5	205	2.8
1.7	290	1.65	804.1	"	"	10000	-	2.1	235	2.0
1.5	325	1.4	932.0	"	"	10000	-	1.8	270	1.65
1.4	420	1.15	1022	<b>BS30G06-../D06LA4</b>	56	10000	-	1.6	370	1.3
1.2	490	1.0	1176	"	"	10000	-	1.4	420	1.15

# BS-series worm-geared motors

## Selection - worm-geared motors DSE - IE1

**P = 0.09kW**



50 Hz			i	Type	m	F <sub>RN</sub>	F <sub>RV</sub>	60 Hz		
n <sub>2</sub> 1/min	M <sub>2</sub> Nm	f <sub>B</sub>						n <sub>2</sub> 1/min	M <sub>2</sub> Nm	f <sub>B</sub>
1.9	270	2.8	736.5	BS40Z-../D06LA4	68	15000	-	2.2	230	3.3
1.5	335	2.2	908.2	"	"	15000	-	1.8	280	2.7
1.4	425	2.1	965.5	BS40G10-../D06LA4	73	15000	-	1.7	350	2.5
1.2	500	1.75	1180	"	"	15000	-	1.4	425	2.1
0.95	630	1.4	1499	"	"	15000	-	1.1	540	1.65
0.8	750	1.15	1785	"	"	15000	-	0.95	630	1.4

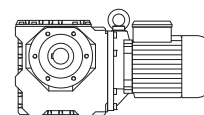
**P = 0.12kW**

50 Hz			i	Type	m	F <sub>RN</sub>	F <sub>RV</sub>	60 Hz		
n <sub>2</sub> 1/min	M <sub>2</sub> Nm	f <sub>B</sub>						n <sub>2</sub> 1/min	M <sub>2</sub> Nm	f <sub>B</sub>
295	3.4	4.4	4.60	BS02-../D04LA4	3.5	1000	-	355	2.8	5.4
250	4.0	5.0	5.40	"	"	1000	-	300	3.35	6.0
200	4.9	5.1	6.75	"	"	1000	-	240	4.1	6.1
164	5.8	4.3	8.25	"	"	1100	-	197	4.85	5.2
127	7.3	3.4	10.67	"	"	1250	-	152	6.1	4.1
100	8.9	2.8	13.50	"	"	1250	-	120	7.4	3.4
75	11.3	2.2	18.00	"	"	1250	-	90	9.4	2.7
62	12.9	1.95	22.00	"	"	1250	-	74	10.8	2.3
50	14.4	1.75	27.00	"	"	1250	-	60	12	2.1
41	16.7	1.5	33.00	"	"	1250	-	49.5	13.8	1.8
31.5	22.5	1.05	43.00	"	"	1250	-	38	18.6	1.3
25	26	0.85	54.00	"	"	1250	-	30	21.5	1.0
41	17	3.2	33.00	BS03-../D05LA4	5.4	1950	-	49.5	14.1	3.9
35	20.5	2.7	39.00	"	"	1950	-	42	17.4	3.2
27	24.5	2.2	50.00	"	"	1950	-	32.5	20	2.8
22	27.5	1.75	62.00	"	"	1950	-	26.5	22.5	2.1
18	32	1.25	75.00	"	"	1950	-	22	26.5	1.5
83	10.6	3.3	16.31	BS04-../D04LA4	3.9	1970	-	100	8.8	4.0
65	13.3	2.8	20.96	"	"	2100	-	78	11.1	3.3
56	15.5	2.2	24.25	"	"	2250	-	67	12.9	2.6
52	15.6	2.4	26.21	"	"	2250	-	62	13.1	2.9
43	18.6	2.0	31.50	"	"	2250	-	52	15.4	2.5
35.5	22	1.7	38.42	"	"	2250	-	42.5	18.6	2.0
28.5	27	1.4	47.86	"	"	2250	-	34	22.5	1.7
21.5	33.5	1.05	64.06	"	"	2250	-	25.5	28	1.3
19	39.5	0.96	71.18	"	"	2250	-	23	32.5	1.15
18	38.5	0.99	77.00	"	"	2250	-	21.5	32.5	1.15
14.5	46.5	0.82	93.92	"	"	2250	-	17.5	38.5	0.99
28	29	3.0	48.60	BS06-../D04LA4	8.4	3500	-	33.5	24.5	3.6
23.5	34.5	2.6	58.15	"	"	3500	-	28	29	3.1
21.5	36	2.2	64.06	"	"	3500	-	25.5	30.5	2.6
19	42.5	2.2	71.18	"	"	3500	-	23	35	2.7
18	42.5	2.0	77.00	"	"	3500	-	21.5	35.5	2.4
15	53	1.85	90.00	"	"	3500	-	18	44.5	2.2
13.5	58	1.7	103.1	"	"	3500	-	16	49	2.0
11.5	64	1.45	118.8	"	"	3500	-	14	53	1.75
10.5	73	1.4	129.0	"	"	3500	-	13	59	1.75
9.2	80	1.35	146.8	"	"	3500	-	11.5	64	1.65
7.8	88	1.1	174.0	"	"	3500	-	9.4	73	1.35
6.2	109	0.9	220.0	"	"	3500	-	7.4	91	1.1
5.4	123	0.8	252.0	"	"	3500	-	6.5	102	0.97
16.5	51	2.9	84.36	BS10-../D06LA4	23	5300	-	19.5	43	3.5
13.5	54	3.0	103.4	"	"	5600	-	16	45.5	3.5
11.5	73	1.65	119.6	"	"	6000	-	14	60	2.0
10.5	69	2.4	130.3	"	"	6000	-	12.5	58	2.8
8.9	82	2.0	152.7	"	"	6000	-	11	66	2.5
7.2	101	1.7	188.6	"	"	6000	-	8.6	85	2.0
6.3	116	1.55	216.6	"	"	6000	-	7.5	97	1.85

# BS-series worm-geared motors

## Selection - worm-geared motors DSE - IE1

**P = 0.12 kW**



50 Hz			i	Type	m	F <sub>RN</sub>	F <sub>RV</sub>	60 Hz		
n <sub>2</sub> 1/min	M <sub>2</sub> Nm	f <sub>B</sub>						n <sub>2</sub> 1/min	M <sub>2</sub> Nm	f <sub>B</sub>
5.4	135	1.35	254.0	BS10Z-../D06LA4	24	6000	-	6.4	114	1.6
4.5	157	1.2	302.5	"	"	6000	-	5.4	131	1.45
3.8	186	1.0	360.3	"	"	6000	-	4.5	157	1.2
3.2	215	0.88	432.4	"	"	6000	-	3.8	183	1.05
8.5	88	3.1	159.4	BS20-../D06LA4	34	8000	-	10.5	72	3.8
7.4	102	2.7	183.0	"	"	8000	-	8.9	84	3.3
6.0	122	2.4	225.6	"	"	8000	-	7.2	101	2.9
5.3	138	2.1	257.8	BS20Z-../D06LA4	35	8000	-	6.3	116	2.5
4.5	160	1.9	300.1	"	"	8000	-	5.4	133	2.3
3.8	186	1.7	359.9	"	"	8000	-	4.6	154	2.1
3.2	215	1.55	430.8	"	"	8000	-	3.8	183	1.8
2.6	240	1.5	539.7	"	"	8000	-	3.1	200	1.85
2.2	280	1.2	619.2	"	"	8000	-	2.7	225	1.45
1.8	340	0.91	763.4	"	"	8000	-	2.2	280	1.1
3.8	220	1.8	359.6	BS30Z-../D06LA4	54	10000	-	4.6	184	2.1
3.5	210	2.8	390.2	"	"	10000	-	4.2	177	3.3
3.0	240	2.5	457.3	"	"	10000	-	3.6	200	3.0
2.6	280	2.1	539.3	"	"	10000	-	3.1	235	2.6
2.1	325	1.8	651.0	"	"	10000	-	2.5	275	2.1
1.7	390	1.2	804.1	"	"	10000	-	2.1	315	1.5
1.5	435	1.05	932.0	"	"	10000	-	1.8	360	1.25
1.4	560	0.88	1022	BS30G06-../D06LA4	56	10000	-	1.6	490	1.0
2.3	300	3.0	612.1	BS40Z-../D06LA4	68	15000	-	2.7	255	3.6
1.9	360	2.1	736.5	"	"	15000	-	2.2	310	2.4
1.5	450	1.65	908.2	"	"	15000	-	1.8	375	2.0
1.4	570	1.55	965.5	BS40G10-../D06LA4	73	15000	-	1.7	470	1.85
1.2	660	1.35	1180	"	"	15000	-	1.4	570	1.55
0.95	840	1.05	1499	"	"	15000	-	1.1	720	1.2

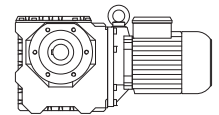
**P = 0.18 kW**

50 Hz			i	Type	m	F <sub>RN</sub>	F <sub>RV</sub>	60 Hz		
n <sub>2</sub> 1/min	M <sub>2</sub> Nm	f <sub>B</sub>						n <sub>2</sub> 1/min	M <sub>2</sub> Nm	f <sub>B</sub>
295	5.1	2.9	4.60	BS02-../D05LA4	5.3	1000	-	355	4.25	3.5
250	6.0	3.3	5.40	"	"	1000	-	300	5.0	4.0
200	7.3	3.4	6.75	"	"	1000	-	240	6.1	4.1
164	8.8	2.8	8.25	"	"	1100	-	197	7.3	3.4
127	11	2.3	10.67	"	"	1250	-	152	9.2	2.7
100	13.4	1.85	13.50	"	"	1250	-	120	11.1	2.3
75	16.9	1.5	18.00	"	"	1250	-	90	14.1	1.75
62	19.4	1.3	22.00	"	"	1250	-	74	16.2	1.55
50	21.5	1.15	27.00	"	"	1250	-	60	18	1.4
41	25	1.0	33.00	"	"	1250	-	49.5	20.5	1.2
72	18.1	3.0	19.00	BS03-../D05LA4	5.4	1950	-	86	15.1	3.6
54	21.5	2.6	25.00	"	"	1950	-	65	18.2	3.0
41	25.5	2.2	33.00	"	"	1950	-	49.5	21	2.6
35	31	1.75	39.00	"	"	1950	-	42	26	2.1
27	36.5	1.5	50.00	"	"	1950	-	32.5	30.5	1.8
22	41	1.15	62.00	"	"	1950	-	26.5	34	1.4
18	48.5	0.82	75.00	"	"	1950	-	22	39.5	1.0
126	10.6	3.0	10.73	BS04-../D05LA4	5.8	1600	-	151	8.8	3.6
104	12.7	2.6	13.09	"	"	1760	-	124	10.6	3.1
83	15.9	2.2	16.31	"	"	1970	-	100	13.2	2.7
65	20	1.85	20.96	"	"	2100	-	78	16.7	2.2
56	23	1.5	24.25	"	"	2250	-	67	19.4	1.75
52	23	1.65	26.21	"	"	2250	-	62	19.6	1.95
43	27.5	1.4	31.50	"	"	2250	-	52	23	1.65
35.5	33	1.1	38.42	"	"	2250	-	42.5	27.5	1.35
28.5	41	0.93	47.86	"	"	2250	-	34	34	1.1

# BS-series worm-geared motors

## Selection - worm-geared motors DSE - IE1

P = 0.18 kW

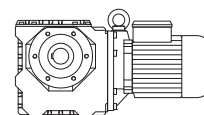


50 Hz			i	Type	m	F <sub>RN</sub>	F <sub>RV</sub>	60 Hz		
n <sub>2</sub> 1/min	M <sub>2</sub> Nm	f <sub>B</sub>						n <sub>2</sub> 1/min	M <sub>2</sub> Nm	f <sub>B</sub>
56	24.5	3.1	24.25	<b>BS06-../D05LA4</b>	10	2600	-	67	20.5	3.8
52	24	3.2	26.21	"	"	3000	-	62	20	3.9
43	29	2.8	31.50	"	"	3200	-	52	24	3.3
33	37.5	2.3	41.29	"	"	3500	-	39.5	31	2.8
28	44	2.0	48.60	"	"	3500	-	33.5	36.5	2.4
23.5	51	1.8	58.15	"	"	3500	-	28	43.5	2.1
21.5	54	1.5	64.06	"	"	3500	-	25.5	45.5	1.75
19	64	1.45	71.18	"	"	3500	-	23	53	1.75
18	63	1.35	77.00	"	"	3500	-	21.5	53	1.6
15	80	1.25	90.00	"	"	3500	-	18	66	1.5
13.5	87	1.15	103.1	"	"	3500	-	16	74	1.35
11.5	97	0.97	118.8	"	"	3500	-	14	79	1.2
10.5	109	0.95	129.0	"	"	3500	-	13	88	1.2
9.2	121	0.88	146.8	"	"	3500	-	11.5	97	1.1
28.5	45	3.2	47.59	<b>BS10-../D06LA4</b>	23	4050	-	34.5	37	3.9
24	53	2.8	57.12	"	"	4350	-	28.5	44.5	3.4
22.5	51	2.9	60.74	"	"	4550	-	27	42.5	3.5
19	66	2.4	71.96	"	"	5000	-	23	55	2.9
16.5	77	1.95	84.36	"	"	5300	-	19.5	65	2.3
13.5	81	2.0	103.4	"	"	5600	-	16	68	2.4
11.5	110	1.1	119.6	"	"	6000	-	14	90	1.35
10.5	104	1.6	130.3	"	"	6000	-	12.5	88	1.85
8.9	123	1.35	152.7	"	"	6000	-	11	100	1.65
7.2	152	1.1	188.6	"	"	6000	-	8.6	127	1.35
6.3	174	1.05	216.6	"	"	6000	-	7.5	146	1.25
5.4	200	0.9	254.0	<b>BS10Z-../D06LA4</b>	24	6000	-	6.4	171	1.05
4.5	235	0.81	302.5	"	"	6000	-	5.4	197	0.96
13	87	3.1	106.3	<b>BS20-../D06LA4</b>	34	7600	-	15.5	73	3.7
11	103	2.6	127.3	"	"	8000	-	13	87	3.1
8.5	133	2.1	159.4	"	"	8000	-	10.5	108	2.5
7.4	153	1.85	183.0	"	"	8000	-	8.9	127	2.2
6.0	183	1.6	225.6	"	"	8000	-	7.2	152	1.9
5.3	205	1.45	257.8	<b>BS20Z-../D06LA4</b>	35	8000	-	6.3	174	1.7
4.5	240	1.25	300.1	"	"	8000	-	5.4	200	1.5
3.8	280	1.15	359.9	"	"	8000	-	4.6	230	1.4
3.2	325	1.0	430.8	"	"	8000	-	3.8	275	1.2
2.6	360	1.0	539.7	"	"	8000	-	3.1	300	1.2
6.3	180	2.9	216.4	<b>BS30-../D06LA4</b>	51	10000	-	7.5	151	3.4
5.2	215	2.6	261.6	<b>BS30Z-../D06LA4</b>	54	10000	-	6.2	182	3.1
4.5	245	2.4	306.6	"	"	10000	-	5.3	210	2.8
3.8	330	1.2	359.6	"	"	10000	-	4.6	275	1.45
3.5	315	1.85	390.2	"	"	10000	-	4.2	265	2.2
3.0	365	1.65	457.3	"	"	10000	-	3.6	305	1.95
2.6	420	1.45	539.3	"	"	10000	-	3.1	350	1.7
2.1	490	1.2	651.0	"	"	10000	-	2.5	410	1.4
1.7	580	0.82	804.1	"	"	10000	-	2.1	470	1.0
4.7	270	2.6	287.7	<b>BS40Z-../D06LA4</b>	68	15000	-	5.7	220	3.3
3.1	345	2.9	446.8	"	"	15000	-	3.7	290	3.4
2.6	415	2.7	520.8	"	"	15000	-	3.2	335	3.3
2.3	455	2.0	612.1	"	"	15000	-	2.7	385	2.4
1.9	540	1.4	736.5	"	"	15000	-	2.2	465	1.65
1.5	670	1.1	908.2	"	"	15000	-	1.8	560	1.35
1.4	850	1.05	965.5	<b>BS40G10-../D06LA4</b>	73	15000	-	1.7	700	1.25
1.2	1000	0.88	1180	"	"	15000	-	1.4	850	1.05

# BS-series worm-geared motors

## Selection - worm-geared motors DSE - IE1

P = 0.25 kW

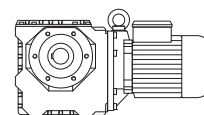


50 Hz			i	Type	m	F <sub>RN</sub>	F <sub>RV</sub>	60 Hz		
n <sub>2</sub> 1/min	M <sub>2</sub> Nm	f <sub>B</sub>						n <sub>2</sub> 1/min	M <sub>2</sub> Nm	f <sub>B</sub>
295	7.1	2.1	4.60	BS02-../D05LA4	5.3	1000	-	355	5.9	2.5
250	8.4	2.4	5.40	"	"	1000	-	300	7.0	2.9
200	10.2	2.5	6.75	"	"	1000	-	240	8.5	2.9
164	12.2	2.0	8.25	"	"	1100	-	197	10.1	2.5
127	15.4	1.6	10.67	"	"	1250	-	152	12.8	1.95
100	18.6	1.35	13.50	"	"	1250	-	120	15.5	1.6
75	23.5	1.05	18.00	"	"	1250	-	90	19.6	1.3
62	26.5	0.94	22.00	"	"	1250	-	74	22.5	1.1
50	30	0.83	27.00	"	"	1250	-	60	25	1.0
100	18.6	3.0	13.50	BS03-../D05LA4	5.4	1600	-	120	15.5	3.5
72	25	2.2	19.00	"	"	1950	-	86	21	2.6
54	30.5	1.8	25.00	"	"	1950	-	65	25	2.2
41	35.5	1.55	33.00	"	"	1950	-	49.5	29	1.9
35	43.5	1.25	39.00	"	"	1950	-	42	36	1.55
27	51	1.1	50.00	"	"	1950	-	32.5	42.5	1.3
22	57	0.84	62.00	"	"	1950	-	26.5	47.5	1.0
225	8.2	3.2	6.13	BS04-../D05LA4	5.8	1320	-	265	7.0	3.7
152	12.2	2.5	8.93	"	"	1500	-	182	10.2	2.9
126	14.7	2.2	10.73	"	"	1600	-	151	12.3	2.6
104	17.6	1.9	13.09	"	"	1760	-	124	14.8	2.2
83	22	1.6	16.31	"	"	1970	-	100	18.3	1.9
65	27.5	1.35	20.96	"	"	2100	-	78	23	1.6
56	32	1.05	24.25	"	"	2250	-	67	27	1.25
52	32.5	1.15	26.21	"	"	2250	-	62	27	1.4
43	38.5	0.99	31.50	"	"	2250	-	52	32	1.2
35.5	46	0.8	38.42	"	"	2250	-	42.5	38.5	0.96
82	23	3.1	16.56	BS06-../D05LA4	10	2400	-	98	19.4	3.7
69	27.5	2.7	19.82	"	"	2500	-	82	23	3.3
56	34	2.3	24.25	"	"	2600	-	67	28.5	2.7
52	33.5	2.3	26.21	"	"	3000	-	62	28	2.8
43	40.5	2.0	31.50	"	"	3200	-	52	33.5	2.4
33	52	1.65	41.29	"	"	3500	-	39.5	43.5	2.0
28	61	1.45	48.60	"	"	3500	-	33.5	51	1.75
23.5	72	1.25	58.15	"	"	3500	-	28	60	1.5
21.5	75	1.05	64.06	"	"	3500	-	25.5	63	1.25
19	89	1.05	71.18	"	"	3500	-	23	73	1.3
18	88	0.97	77.00	"	"	3500	-	21.5	74	1.15
15	111	0.88	90.00	"	"	3500	-	18	92	1.05
13.5	122	0.82	103.1	"	"	3500	-	16	102	0.98
40.5	44.5	3.0	33.55	BS10-../D06LA4	23	3550	-	48.5	37	3.6
34	52	2.7	39.96	"	"	3800	-	41	43.5	3.2
28.5	62	2.3	47.59	"	"	4050	-	34.5	51	2.8
24	73	2.1	57.12	"	"	4350	-	28.5	61	2.5
22.5	71	2.1	60.74	"	"	4550	-	27	59	2.5
19	92	1.75	71.96	"	"	5000	-	23	76	2.1
16.5	107	1.4	84.36	"	"	5300	-	19.5	90	1.65
13.5	113	1.4	103.4	"	"	5600	-	16	95	1.7
10.5	145	1.15	130.3	"	"	6000	-	12.5	122	1.35
8.9	171	0.96	152.7	"	"	6000	-	11	138	1.2
7.2	210	0.81	188.6	"	"	6000	-	8.6	177	0.96
19.5	91	3.3	70.30	BS20-../D06LA4	34	6300	-	23.5	76	3.9
18	87	3.1	76.18	"	"	6600	-	21.5	73	3.7
15.5	101	2.7	88.67	"	"	7000	-	18.5	85	3.2
13	121	2.2	106.3	"	"	7600	-	15.5	101	2.7
11	143	1.9	127.3	"	"	8000	-	13	121	2.2
8.5	185	1.5	159.4	"	"	8000	-	10.5	150	1.85
7.4	210	1.35	183.0	"	"	8000	-	8.9	177	1.6
6.0	250	1.15	225.6	"	"	8000	-	7.2	210	1.4
5.3	285	1.05	257.8	BS20Z-../D06LA4	35	8000	-	6.3	240	1.25
4.5	330	0.91	300.1	"	"	8000	-	5.4	275	1.1
3.8	385	0.83	359.9	"	"	8000	-	4.6	320	1.0

# BS-series worm-geared motors

## Selection - worm-geared motors DSE - IE1

P = 0.25 kW



50 Hz			i	Type	m	F <sub>RN</sub>	F <sub>RV</sub>	60 Hz		
n <sub>2</sub> 1/min	M <sub>2</sub> Nm	f <sub>B</sub>						n <sub>2</sub> 1/min	M <sub>2</sub> Nm	f <sub>B</sub>
9.0	177	3.1	151.1	BS30-../D06LA4	51	9500	-	11	145	3.7
7.3	215	2.5	186.7	"	"	10000	-	8.7	181	3.0
6.3	250	2.1	216.4	"	"	10000	-	7.5	210	2.5
5.2	300	1.85	261.6	BS30Z-../D06LA4	54	10000	-	6.2	250	2.2
4.5	340	1.7	306.6	"	"	10000	-	5.3	290	2.0
3.8	460	0.86	359.6	"	"	10000	-	4.6	380	1.05
3.5	440	1.35	390.2	"	"	10000	-	4.2	365	1.6
3.0	500	1.2	457.3	"	"	10000	-	3.6	420	1.45
2.6	580	1.05	539.3	"	"	10000	-	3.1	490	1.2
2.1	680	0.85	651.0	"	"	10000	-	2.5	570	1.0
6.9	255	2.7	197.1	BS40Z-../D06LA4	68	15000	-	8.3	210	3.3
5.5	270	3.3	249.6	"	"	15000	-	6.5	230	3.9
4.7	375	1.9	287.7	"	"	15000	-	5.7	305	2.3
4.5	330	3.2	302.1	"	"	15000	-	5.4	275	3.9
3.8	395	2.7	356.8	"	"	15000	-	4.6	325	3.3
3.1	485	2.0	446.8	"	"	15000	-	3.7	405	2.4
2.6	570	1.95	520.8	"	"	15000	-	3.2	470	2.3
2.3	630	1.45	612.1	"	"	15000	-	2.7	530	1.7
1.9	750	1.0	736.5	"	"	15000	-	2.2	650	1.15
1.5	930	0.8	908.2	"	"	15000	-	1.8	780	0.95

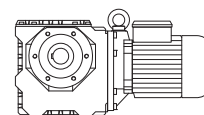
P = 0.3 kW

50 Hz			i	Type	m	F <sub>RN</sub>	F <sub>RV</sub>	60 Hz		
n <sub>2</sub> 1/min	M <sub>2</sub> Nm	f <sub>B</sub>						n <sub>2</sub> 1/min	M <sub>2</sub> Nm	f <sub>B</sub>
295	8.5	1.75	4.60	BS02-../D07LA4	9.3	1000	-	355	7.1	2.1
250	10	2.0	5.40	"	"	1000	-	300	8.4	2.4
200	12.3	2.0	6.75	"	"	1000	-	240	10.2	2.5
164	14.6	1.7	8.25	"	"	1100	-	197	12.2	2.0
127	18.4	1.35	10.67	"	"	1250	-	152	15.4	1.6
100	22	1.15	13.50	"	"	1250	-	120	18.6	1.35
75	28	0.89	18.00	"	"	1250	-	90	23.5	1.05
100	22	2.5	13.50	BS03-../D07LA4	9.4	1600	-	120	18.6	3.0
72	30	1.85	19.00	"	"	1950	-	86	25	2.2
54	36.5	1.5	25.00	"	"	1950	-	65	30	1.85
41	42.5	1.3	33.00	"	"	1950	-	49.5	35	1.55
35	52	1.05	39.00	"	"	1950	-	42	43.5	1.25
27	61	0.9	50.00	"	"	1950	-	32.5	51	1.1
225	9.9	2.6	6.13	BS04-../D07LA4	9.8	1320	-	265	8.4	3.1
152	14.7	2.0	8.93	"	"	1500	-	182	12.2	2.5
126	17.7	1.8	10.73	"	"	1600	-	151	14.7	2.2
104	21	1.55	13.09	"	"	1760	-	124	17.7	1.85
83	26.5	1.3	16.31	"	"	1970	-	100	22	1.6
65	33	1.1	20.96	"	"	2100	-	78	27.5	1.35
56	38.5	0.88	24.25	"	"	2250	-	67	32	1.05
52	39	0.97	26.21	"	"	2250	-	62	32.5	1.15
43	46.5	0.82	31.50	"	"	2250	-	52	38.5	0.99
96	24	2.8	14.07	BS06-../D07LA4	14	2200	-	116	20	3.4
82	27.5	2.6	16.56	"	"	2400	-	98	23	3.1
69	33	2.3	19.82	"	"	2500	-	82	27.5	2.7
56	40.5	1.9	24.25	"	"	2600	-	67	34	2.3
52	40	1.95	26.21	"	"	3000	-	62	33.5	2.3
43	48.5	1.65	31.50	"	"	3200	-	52	40	2.0
33	62	1.4	41.29	"	"	3500	-	39.5	52	1.65
28	73	1.2	48.60	"	"	3500	-	33.5	61	1.45
23.5	86	1.05	58.15	"	"	3500	-	28	72	1.25
21.5	90	0.89	64.06	"	"	3500	-	25.5	76	1.05
19	107	0.88	71.18	"	"	3500	-	23	88	1.05
18	106	0.8	77.00	"	"	3500	-	21.5	89	0.96

# BS-series worm-geared motors

## Selection - worm-geared motors DSE - IE1

P = 0.3 kW



50 Hz			i	Type	m	F <sub>RN</sub>	F <sub>RV</sub>	60 Hz		
n <sub>2</sub> 1/min	M <sub>2</sub> Nm	f <sub>B</sub>						n <sub>2</sub> 1/min	M <sub>2</sub> Nm	f <sub>B</sub>
52	42.5	3.1	26.42	BS10-../D07LA4	26	3250	-	62	36	3.6
40.5	53	2.5	33.55	"	"	3550	-	48.5	44.5	3.0
34	63	2.2	39.96	"	"	3800	-	41	52	2.7
28.5	75	1.95	47.59	"	"	4050	-	34.5	62	2.3
24	88	1.7	57.12	"	"	4350	-	28.5	74	2.0
22.5	85	1.75	60.74	"	"	4550	-	27	71	2.1
19	111	1.45	71.96	"	"	5000	-	23	92	1.75
16.5	128	1.15	84.36	"	"	5300	-	19.5	108	1.4
13.5	135	1.2	103.4	"	"	5600	-	16	114	1.4
10.5	174	0.94	130.3	"	"	6000	-	12.5	146	1.1
8.9	205	0.8	152.7	"	"	6000	-	11	166	0.99
23	93	3.0	58.74	BS20-../D07LA4	36	5900	-	28	76	3.7
19.5	110	2.7	70.30	"	"	6300	-	23.5	91	3.3
18	105	2.6	76.18	"	"	6600	-	21.5	87	3.1
15.5	121	2.2	88.67	"	"	7000	-	18.5	102	2.6
13	145	1.85	106.3	"	"	7600	-	15.5	121	2.2
11	171	1.6	127.3	"	"	8000	-	13	145	1.85
8.5	220	1.25	159.4	"	"	8000	-	10.5	180	1.55
7.4	255	1.1	183.0	"	"	8000	-	8.9	210	1.35
6.0	305	0.95	225.6	"	"	8000	-	7.2	250	1.15
5.3	345	0.86	257.8	BS20Z-../D07LA4	38	8000	-	6.3	290	1.0
16.5	133	3.1	83.48	BS30-../D07LA4	54	6800	-	19.5	113	3.6
11	177	2.9	125.2	"	"	8700	-	13	149	3.5
9.0	210	2.6	151.1	"	"	9500	-	11	174	3.1
7.3	255	2.1	186.7	"	"	10000	-	8.7	215	2.5
6.3	300	1.75	216.4	"	"	10000	-	7.5	250	2.1
5.2	360	1.55	261.6	BS30Z-../D07LA4	56	10000	-	6.2	300	1.85
4.5	410	1.4	306.6	"	"	10000	-	5.3	350	1.65
3.5	530	1.1	390.2	"	"	10000	-	4.2	440	1.35
3.0	610	0.98	457.3	"	"	10000	-	3.6	500	1.2
2.6	700	0.86	539.3	"	"	10000	-	3.1	590	1.0
6.9	305	2.3	197.1	BS40Z-../D07LA4	70	15000	-	8.3	255	2.7
5.5	325	2.8	249.6	"	"	15000	-	6.5	275	3.3
4.7	450	1.6	287.7	"	"	15000	-	5.7	370	1.95
4.5	400	2.7	302.1	"	"	15000	-	5.4	330	3.2
3.8	470	2.3	356.8	"	"	15000	-	4.6	390	2.8
3.1	580	1.7	446.8	"	"	15000	-	3.7	485	2.0
2.6	690	1.6	520.8	"	"	15000	-	3.2	560	1.95
2.3	750	1.2	612.1	"	"	15000	-	2.7	640	1.4
1.9	900	0.84	736.5	"	"	15000	-	2.2	780	0.97

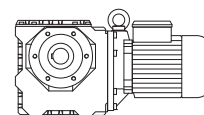
P = 0.37 kW

50 Hz			i	Type	m	F <sub>RN</sub>	F <sub>RV</sub>	60 Hz		
n <sub>2</sub> 1/min	M <sub>2</sub> Nm	f <sub>B</sub>						n <sub>2</sub> 1/min	M <sub>2</sub> Nm	f <sub>B</sub>
295	10.5	1.45	4.60	BS02-../D07LA4	9.3	1000	-	355	8.7	1.7
250	12.4	1.6	5.40	"	"	1000	-	300	10.3	1.95
200	15.1	1.65	6.75	"	"	1000	-	240	12.6	2.0
164	18	1.4	8.25	"	"	1100	-	197	15	1.65
127	22.5	1.1	10.67	"	"	1250	-	152	19	1.3
100	27.5	0.91	13.50	"	"	1250	-	120	22.5	1.1
100	27.5	2.0	13.50	BS03-../D07LA4	9.4	1600	-	120	22.5	2.4
72	37	1.5	19.00	"	"	1950	-	86	31	1.75
54	45	1.2	25.00	"	"	1950	-	65	37.5	1.45
41	52	1.05	33.00	"	"	1950	-	49.5	43.5	1.25
35	64	0.86	39.00	"	"	1950	-	42	53	1.05
225	12.2	2.1	6.13	BS04-../D07LA4	9.8	1320	-	265	10.4	2.5
152	18.1	1.65	8.93	"	"	1500	-	182	15.1	2.0
126	21.5	1.5	10.73	"	"	1600	-	151	18.2	1.75

# BS-series worm-geared motors

## Selection - worm-geared motors DSE - IE1

P = 0.37 kW



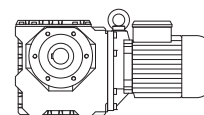
50 Hz			i	Type	m kg	F <sub>RN</sub> N	F <sub>RV</sub> N	60 Hz		
n <sub>2</sub> 1/min	M <sub>2</sub> Nm	f <sub>B</sub>						n <sub>2</sub> 1/min	M <sub>2</sub> Nm	f <sub>B</sub>
104	26	1.25	13.09	<b>BS04-../D07LA4</b>	"	1760	-	124	21.5	1.55
83	32.5	1.1	16.31	"	"	1970	-	100	27	1.3
65	41	0.9	20.96	"	"	2100	-	78	34	1.1
152	18.8	3.3	8.93	<b>BS06-../D07LA4</b>	14	1710	-	182	15.7	3.9
126	22.5	2.9	10.73	"	"	1850	-	151	18.9	3.4
96	29.5	2.3	14.07	"	"	2200	-	116	24.5	2.8
82	34	2.1	16.56	"	"	2400	-	98	28.5	2.5
69	40.5	1.85	19.82	"	"	2500	-	82	34	2.2
56	50	1.55	24.25	"	"	2600	-	67	42	1.85
52	49.5	1.55	26.21	"	"	3000	-	62	41.5	1.85
43	59	1.35	31.50	"	"	3200	-	52	49.5	1.6
33	77	1.1	41.29	"	"	3500	-	39.5	64	1.35
28	90	0.98	48.60	"	"	3500	-	33.5	75	1.15
23.5	106	0.86	58.15	"	"	3500	-	28	89	1.0
63	44.5	2.8	21.61	<b>BS10-../D07LA4</b>	26	3000	-	75	37.5	3.3
52	53	2.5	26.42	"	"	3250	-	62	44	3.0
40.5	66	2.0	33.55	"	"	3550	-	48.5	55	2.5
34	77	1.8	39.96	"	"	3800	-	41	64	2.2
28.5	92	1.6	47.59	"	"	4050	-	34.5	76	1.9
24	108	1.4	57.12	"	"	4350	-	28.5	91	1.65
22.5	105	1.45	60.74	"	"	4550	-	27	87	1.7
19	137	1.15	71.96	"	"	5000	-	23	113	1.4
16.5	158	0.95	84.36	"	"	5300	-	19.5	134	1.1
13.5	167	0.96	103.4	"	"	5600	-	16	141	1.15
32.5	82	3.3	42.08	<b>BS20-../D07LA4</b>	36	5200	-	38.5	69	3.9
28	94	2.9	48.98	"	"	5500	-	33.5	79	3.4
27	87	3.1	50.44	"	"	5700	-	32.5	72	3.8
23	115	2.4	58.74	"	"	5900	-	28	94	3.0
19.5	135	2.2	70.30	"	"	6300	-	23.5	112	2.7
18	129	2.1	76.18	"	"	6600	-	21.5	108	2.5
15.5	150	1.8	88.67	"	"	7000	-	18.5	126	2.1
13	179	1.5	106.3	"	"	7600	-	15.5	150	1.8
11	210	1.3	127.3	"	"	8000	-	13	179	1.5
8.5	270	1.0	159.4	"	"	8000	-	10.5	220	1.25
7.4	315	0.89	183.0	"	"	8000	-	8.9	260	1.1
6.8	330	0.85	201.4	<b>BS20Z-../D07LA4</b>	38	8000	-	8.1	275	1.0
16.5	164	2.5	83.48	<b>BS30-../D07LA4</b>	54	6800	-	19.5	139	2.9
15	162	3.0	90.59	"	"	7700	-	18	135	3.6
13	184	2.8	106.2	"	"	8200	-	15.5	155	3.3
11	215	2.4	125.2	"	"	8700	-	13	184	2.8
9.0	260	2.1	151.1	"	"	9500	-	11	215	2.5
7.3	315	1.7	186.7	"	"	10000	-	8.7	265	2.0
6.3	370	1.4	216.4	"	"	10000	-	7.5	310	1.7
5.2	445	1.25	261.6	<b>BS30Z-../D07LA4</b>	56	10000	-	6.2	375	1.5
4.5	510	1.15	306.6	"	"	10000	-	5.3	430	1.35
3.5	650	0.91	390.2	"	"	10000	-	4.2	540	1.1
3.0	750	0.8	457.3	"	"	10000	-	3.6	620	0.97
6.9	375	1.85	197.1	<b>BS40Z-../D07LA4</b>	70	15000	-	8.3	315	2.2
5.5	400	2.3	249.6	"	"	15000	-	6.5	340	2.6
4.7	550	1.3	287.7	"	"	15000	-	5.7	455	1.55
4.5	490	2.2	302.1	"	"	15000	-	5.4	410	2.6
3.8	580	1.85	356.8	"	"	15000	-	4.6	480	2.3
3.1	710	1.4	446.8	"	"	15000	-	3.7	600	1.65
2.6	850	1.3	520.8	"	"	15000	-	3.2	690	1.6
2.3	930	0.98	612.1	"	"	15000	-	2.7	790	1.15



# BS-series worm-geared motors

## Selection - worm-geared motors DSE - IE1

**P = 0.55 kW**

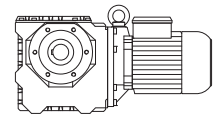


50 Hz			i	Type	m	F <sub>RN</sub>	F <sub>RV</sub>	60 Hz		
n <sub>2</sub> 1/min	M <sub>2</sub> Nm	f <sub>B</sub>						n <sub>2</sub> 1/min	M <sub>2</sub> Nm	f <sub>B</sub>
305	15.1	2.6	4.60	<b>BS03-../D08MA4</b>	10	1070	-	370	12.4	3.2
235	19.6	2.2	6.00	"	"	1170	-	280	16.5	2.7
175	25.5	1.9	8.00	"	"	1320	-	210	21.5	2.2
140	31.5	1.65	10.00	"	"	1450	-	168	26	2.0
104	39	1.4	13.50	"	"	1600	-	125	32.5	1.7
74	53	1.05	19.00	"	"	1950	-	89	44.5	1.25
56	64	0.86	25.00	"	"	1950	-	68	53	1.05
210	20	2.8	6.67	<b>BS06-../D08MA4</b>	16	1550	-	255	16.6	3.4
157	27	2.3	8.93	"	"	1710	-	189	22.5	2.8
131	32	2.0	10.73	"	"	1850	-	157	27	2.4
100	42.5	1.6	14.07	"	"	2200	-	120	35	1.95
85	49	1.45	16.56	"	"	2400	-	102	41	1.75
71	59	1.25	19.82	"	"	2500	-	85	49	1.55
58	72	1.05	24.25	"	"	2600	-	70	60	1.3
54	71	1.1	26.21	"	"	3000	-	65	58	1.35
44.5	86	0.93	31.50	"	"	3200	-	54	71	1.15
113	37	2.9	12.49	<b>BS10-../D08MA4</b>	27	2400	-	135	31	3.5
83	50	2.4	16.92	"	"	2700	-	100	42	2.9
65	64	1.95	21.61	"	"	3000	-	78	53	2.4
53	77	1.7	26.42	"	"	3250	-	64	64	2.0
46	78	1.65	30.63	"	"	3550	-	55	65	2.0
42	95	1.4	33.55	"	"	3550	-	51	78	1.75
35.5	110	1.25	39.96	"	"	3800	-	42.5	92	1.5
29.5	133	1.1	47.59	"	"	4050	-	35.5	110	1.3
25	155	0.97	57.12	"	"	4350	-	29.5	131	1.15
23.5	149	1.0	60.74	"	"	4550	-	28	125	1.2
19.5	199	0.8	71.96	"	"	5000	-	23.5	165	0.97
51	80	3.1	27.86	<b>BS20-../D08MA4</b>	37	4450	-	61	67	3.7
46	82	3.0	30.63	"	"	4750	-	55	68	3.7
43	94	2.9	32.87	"	"	4750	-	52	77	3.5
35	108	2.4	40.25	"	"	5300	-	42	90	2.9
33.5	119	2.3	42.08	"	"	5200	-	40	99	2.7
29	135	2.0	48.98	"	"	5500	-	34.5	114	2.4
28	125	2.2	50.44	"	"	5700	-	33.5	105	2.6
24	164	1.7	58.74	"	"	5900	-	29	135	2.1
20	196	1.55	70.30	"	"	6300	-	24	164	1.85
18.5	187	1.45	76.18	"	"	6600	-	22.5	154	1.75
16	215	1.25	88.67	"	"	7000	-	19	182	1.5
13.5	255	1.05	106.3	"	"	7600	-	16	215	1.25
11	315	0.86	127.3	"	"	8000	-	13.5	255	1.05
28	144	3.1	50.04	<b>BS30-../D08MA4</b>	55	5900	-	34	118	3.8
24	168	2.7	58.64	"	"	6900	-	29	139	3.3
20	183	2.6	71.17	"	"	7000	-	24	153	3.1
17	235	1.75	83.48	"	"	6800	-	20.5	197	2.1
15.5	230	2.1	90.59	"	"	7700	-	19	190	2.6
13.5	260	1.95	106.2	"	"	8200	-	16	220	2.3
11.5	310	1.7	125.2	"	"	8700	-	13.5	260	2.0
9.3	375	1.45	151.1	"	"	9500	-	11.5	305	1.75
7.5	460	1.2	186.7	"	"	10000	-	9.0	385	1.4
6.5	530	0.98	216.4	"	"	10000	-	7.8	440	1.2
5.4	640	0.88	261.6	<b>BS30Z-../D08MA4</b>	58	10000	-	6.5	530	1.05
11.5	305	3.2	126.0	<b>BS40-../D08MA4</b>	68	14900	-	13.5	260	3.8
9.5	355	2.7	148.1	"	"	15000	-	11.5	295	3.3
7.9	430	1.9	178.2	"	"	15000	-	9.5	355	2.3
6.4	510	1.55	219.7	"	"	15000	-	7.7	425	1.85
5.7	580	1.55	249.6	<b>BS40Z-../D08MA4</b>	71	15000	-	6.8	485	1.85
4.9	790	0.91	287.7	"	"	15000	-	5.9	650	1.1
4.7	700	1.55	302.1	"	"	15000	-	5.6	590	1.8
4.0	820	1.3	356.8	"	"	15000	-	4.8	680	1.6
3.2	1030	0.96	446.8	"	"	15000	-	3.8	870	1.15
2.7	1220	0.9	520.8	"	"	15000	-	3.3	1000	1.1

# BS-series worm-geared motors

## Selection - worm-geared motors DSE - IE1

P = 0.75 kW

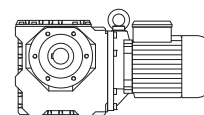


50 Hz			i	Type	m	F <sub>RN</sub>	F <sub>RV</sub>	60 Hz		
n <sub>2</sub> 1/min	M <sub>2</sub> Nm	f <sub>B</sub>						n <sub>2</sub> 1/min	M <sub>2</sub> Nm	f <sub>B</sub>
305	20.5	1.95	4.60	BS03-../DSE08LA4	12	1070	-	370	17	2.4
235	26.5	1.65	6.00	"	"	1170	-	280	22.5	1.95
175	35	1.35	8.00	"	"	1320	-	210	29	1.65
140	42.5	1.2	10.00	"	"	1450	-	168	35.5	1.45
104	53	1.05	13.50	"	"	1600	-	125	44.5	1.25
210	27.5	2.0	6.67	BS06-../DSE08LA4	17	1550	-	255	22.5	2.5
157	36.5	1.7	8.93	"	"	1710	-	189	30.5	2.0
131	44	1.5	10.73	"	"	1850	-	157	36.5	1.8
100	58	1.15	14.07	"	"	2200	-	120	48	1.4
85	67	1.05	16.56	"	"	2400	-	102	56	1.3
71	80	0.94	19.82	"	"	2500	-	85	67	1.1
54	96	0.8	26.21	"	"	3000	-	65	80	0.96
113	50	2.2	12.49	BS10-../DSE08LA4	28	2400	-	135	42	2.6
83	69	1.75	16.92	"	"	2700	-	100	57	2.1
65	88	1.4	21.61	"	"	3000	-	78	73	1.7
53	105	1.25	26.42	"	"	3250	-	64	87	1.5
46	107	1.2	30.63	"	"	3550	-	55	89	1.45
42	129	1.05	33.55	"	"	3550	-	51	106	1.25
35.5	151	0.93	39.96	"	"	3800	-	42.5	126	1.1
29.5	182	0.8	47.59	"	"	4050	-	35.5	151	0.96
83	69	3.2	16.92	BS20-../DSE08LA4	39	3700	-	100	58	3.8
63	92	2.5	22.23	"	"	4100	-	76	76	3.0
51	109	2.3	27.86	"	"	4450	-	61	91	2.7
46	112	2.2	30.63	"	"	4750	-	55	93	2.7
43	128	2.1	32.87	"	"	4750	-	52	106	2.5
35	147	1.75	40.25	"	"	5300	-	42	122	2.1
33.5	162	1.65	42.08	"	"	5200	-	40	136	2.0
29	185	1.45	48.98	"	"	5500	-	34.5	155	1.75
28	171	1.6	50.44	"	"	5700	-	33.5	143	1.9
24	220	1.25	58.74	"	"	5900	-	29	185	1.5
20	265	1.15	70.30	"	"	6300	-	24	220	1.35
18.5	255	1.05	76.18	"	"	6600	-	22.5	210	1.3
16	295	0.92	88.67	"	"	7000	-	19	245	1.1
42	139	3.0	33.55	BS30-../DSE08LA4	56	5200	-	51	115	3.7
37	145	2.9	37.92	"	"	5500	-	44.5	120	3.5
36	161	2.7	39.31	"	"	5500	-	43	134	3.2
28	196	2.3	50.04	"	"	5900	-	34	162	2.8
24	225	2.0	58.64	"	"	6900	-	29	190	2.4
20	250	1.9	71.17	"	"	7000	-	24	205	2.3
17	320	1.3	83.48	"	"	6800	-	20.5	265	1.55
15.5	315	1.55	90.59	"	"	7700	-	19	260	1.9
13.5	360	1.4	106.2	"	"	8200	-	16	300	1.7
11.5	420	1.25	125.2	"	"	8700	-	13.5	360	1.45
9.3	510	1.05	151.1	"	"	9500	-	11.5	415	1.3
7.5	630	0.86	186.7	"	"	10000	-	9.0	520	1.05
20.5	265	2.8	69.60	BS40-../DSE08LA4	69	11800	-	24.5	225	3.3
16.5	295	3.1	86.33	"	"	12900	-	19.5	250	3.6
13	365	2.6	108.1	"	"	14000	-	16	295	3.2
11.5	415	2.4	126.0	"	"	14900	-	13.5	355	2.8
9.5	490	2.0	148.1	"	"	15000	-	11.5	400	2.4
7.9	580	1.4	178.2	"	"	15000	-	9.5	490	1.65
6.4	700	1.15	219.7	"	"	15000	-	7.7	580	1.35
5.7	790	1.15	249.6	BS40Z-../DSE08LA4	73	15000	-	6.8	660	1.35
4.7	960	1.1	302.1	"	"	15000	-	5.6	800	1.35
4.0	1120	0.96	356.8	"	"	15000	-	4.8	940	1.15

# BS-series worm-geared motors

## Selection - worm-geared motors DSE - IE1

**P = 1.1 kW**



50 Hz			i	Type	m	F <sub>RN</sub>	F <sub>RV</sub>	60 Hz		
n <sub>2</sub> 1/min	M <sub>2</sub> Nm	f <sub>B</sub>						n <sub>2</sub> 1/min	M <sub>2</sub> Nm	f <sub>B</sub>
305	30	1.35	4.60	BS03-../DSE08XA4	13	1070	-	370	24.5	1.65
235	39	1.15	6.00	"	"	1170	-	280	33	1.35
175	51	0.94	8.00	"	"	1320	-	210	43	1.1
140	63	0.83	10.00	"	"	1450	-	168	52	1.0
210	40.5	1.4	6.67	BS06-../DSE08XA4	18	1550	-	255	33	1.7
157	54	1.15	8.93	"	"	1710	-	189	45	1.4
131	64	1.0	10.73	"	"	1850	-	157	54	1.2
100	85	0.8	14.07	"	"	2200	-	120	70	0.97
113	74	1.45	12.49	BS10-../DSE08XA4	30	2400	-	135	62	1.75
83	101	1.2	16.92	"	"	2700	-	100	84	1.45
65	129	0.97	21.61	"	"	3000	-	78	107	1.15
53	154	0.84	26.42	"	"	3250	-	64	128	1.0
46	157	0.83	30.63	"	"	3550	-	55	131	0.99
110	77	2.6	12.77	BS20-../DSE08XA4	40	3350	-	132	64	3.1
83	102	2.2	16.92	"	"	3700	-	100	85	2.6
63	135	1.7	22.23	"	"	4100	-	76	111	2.1
51	160	1.55	27.86	"	"	4450	-	61	134	1.85
46	164	1.5	30.63	"	"	4750	-	55	137	1.8
43	188	1.45	32.87	"	"	4750	-	52	155	1.75
35	215	1.2	40.25	"	"	5300	-	42	180	1.45
33.5	235	1.15	42.08	"	"	5200	-	40	199	1.35
29	270	1.0	48.98	"	"	5500	-	34.5	225	1.2
28	250	1.1	50.44	"	"	5700	-	33.5	210	1.3
24	325	0.86	58.74	"	"	5900	-	29	270	1.05
67	130	2.9	20.94	BS30-../DSE08XA4	57	4300	-	81	107	3.6
52	167	2.4	27.07	"	"	4750	-	63	138	2.9
46	171	2.3	30.63	"	"	5000	-	55	143	2.8
42	205	2.0	33.55	"	"	5200	-	51	168	2.5
37	210	2.0	37.92	"	"	5500	-	44.5	177	2.4
36	235	1.85	39.31	"	"	5500	-	43	197	2.2
28	285	1.6	50.04	"	"	5900	-	34	235	1.9
24	335	1.35	58.64	"	"	6900	-	29	275	1.65
20	365	1.3	71.17	"	"	7000	-	24	305	1.55
17	475	0.86	83.48	"	"	6800	-	20.5	390	1.05
15.5	465	1.05	90.59	"	"	7700	-	19	380	1.3
13.5	520	0.98	106.2	"	"	8200	-	16	445	1.15
11.5	620	0.84	125.2	"	"	8700	-	13.5	520	1.0
29.5	275	3.0	47.69	BS40-../DSE08XA4	70	9600	-	35.5	230	3.6
23.5	315	2.7	60.38	"	"	11200	-	28	265	3.2
20.5	390	1.9	69.60	"	"	11800	-	24.5	330	2.3
19.5	375	2.3	73.09	"	"	12100	-	23	315	2.8
16.5	435	2.1	86.33	"	"	12900	-	19.5	370	2.4
13	540	1.75	108.1	"	"	14000	-	16	435	2.2
11.5	610	1.6	126.0	"	"	14900	-	13.5	520	1.9
9.5	710	1.35	148.1	"	"	15000	-	11.5	590	1.65
7.9	860	0.95	178.2	"	"	15000	-	9.5	710	1.15

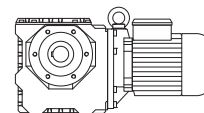
**P = 1.5 kW**

50 Hz			i	Type	m	F <sub>RN</sub>	F <sub>RV</sub>	60 Hz		
n <sub>2</sub> 1/min	M <sub>2</sub> Nm	f <sub>B</sub>						n <sub>2</sub> 1/min	M <sub>2</sub> Nm	f <sub>B</sub>
114	100	1.1	12.49	BS10-../DSE09LA4	36	2400	-	137	83	1.3
84	136	0.88	16.92	"	"	2700	-	102	112	1.05
112	103	1.95	12.77	BS20-../DSE09LA4	46	3350	-	134	86	2.3
84	138	1.6	16.92	"	"	3700	-	102	113	1.95
64	181	1.25	22.23	"	"	4100	-	77	150	1.55
51	215	1.15	27.86	"	"	4450	-	62	180	1.4
46.5	220	1.15	30.63	"	"	4750	-	56	184	1.35
43.5	250	1.1	32.87	"	"	4750	-	53	205	1.3

# BS-series worm-geared motors

## Selection - worm-geared motors DSE - IE1

P = 1.5 kW



50 Hz			i	Type	m	F <sub>RN</sub>	F <sub>RV</sub>	60 Hz		
n <sub>2</sub> 1/min	M <sub>2</sub> Nm	f <sub>B</sub>						n <sub>2</sub> 1/min	M <sub>2</sub> Nm	f <sub>B</sub>
35.5	290	0.9	40.25	BS20-../DSE09LA4	"	5300	-	42.5	240	1.1
34	320	0.84	42.08	"	"	5200	-	41	265	1.0
28.5	335	0.81	50.44	"	"	5700	-	34	280	0.96
107	111	3.0	13.29	BS30-../DSE09LA4	64	3600	-	129	92	3.6
84	141	2.6	16.92	"	"	3950	-	102	116	3.1
68	174	2.2	20.94	"	"	4300	-	82	144	2.6
53	220	1.8	27.07	"	"	4750	-	64	185	2.2
46.5	230	1.75	30.63	"	"	5000	-	56	191	2.1
42.5	275	1.55	33.55	"	"	5200	-	51	230	1.85
37.5	285	1.45	37.92	"	"	5500	-	45.5	235	1.8
36.5	315	1.35	39.31	"	"	5500	-	44	260	1.65
28.5	385	1.15	50.04	"	"	5900	-	34.5	315	1.45
24.5	450	1.0	58.64	"	"	6900	-	29.5	370	1.25
20	500	0.96	71.17	"	"	7000	-	24.5	405	1.2
16	610	0.8	90.59	"	"	7700	-	19	520	0.94
46.5	225	3.3	30.63	BS40-../DSE09LA4	77	8700	-	56	189	4.0
43	265	2.9	33.35	"	"	8300	-	52	220	3.5
37.5	275	2.8	38.13	"	"	9400	-	45	230	3.4
35.5	315	2.5	40.37	"	"	9000	-	42.5	265	3.0
30	370	2.2	47.69	"	"	9600	-	36	310	2.7
24	420	2.0	60.38	"	"	11200	-	28.5	355	2.4
20.5	530	1.4	69.60	"	"	11800	-	25	440	1.7
19.5	510	1.75	73.09	"	"	12100	-	23.5	425	2.1
16.5	590	1.55	86.33	"	"	12900	-	20	490	1.85
13.5	710	1.35	108.1	"	"	14000	-	16	590	1.6
11.5	830	1.2	126.0	"	"	14900	-	14	680	1.45
9.6	960	1.0	148.1	"	"	15000	-	12	770	1.25

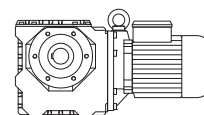
P = 2.2 kW

50 Hz			i	Type	m	F <sub>RN</sub>	F <sub>RV</sub>	60 Hz		
n <sub>2</sub> 1/min	M <sub>2</sub> Nm	f <sub>B</sub>						n <sub>2</sub> 1/min	M <sub>2</sub> Nm	f <sub>B</sub>
112	151	1.3	12.77	BS20-../DSE09XA4	50	3350	-	134	127	1.55
84	200	1.1	16.92	"	"	3700	-	102	166	1.35
64	265	0.87	22.23	"	"	4100	-	77	220	1.05
107	162	2.0	13.29	BS30-../DSE09XA4	68	3600	-	129	135	2.5
84	205	1.75	16.92	"	"	3950	-	102	170	2.1
68	255	1.5	20.94	"	"	4300	-	82	210	1.8
53	325	1.25	27.07	"	"	4750	-	64	270	1.5
46.5	335	1.2	30.63	"	"	5000	-	56	280	1.45
42.5	405	1.05	33.55	"	"	5200	-	51	335	1.25
37.5	420	1.0	37.92	"	"	5500	-	45.5	345	1.2
36.5	465	0.92	39.31	"	"	5500	-	44	385	1.1
28.5	560	0.8	50.04	"	"	5900	-	34.5	465	0.97
84	210	3.2	16.92	BS40-../DSE09XA4	81	6400	-	102	175	3.8
68	250	2.8	21.06	"	"	6900	-	82	210	3.4
55	310	2.4	26.18	"	"	7500	-	66	260	2.8
46.5	330	2.3	30.63	"	"	8700	-	56	275	2.7
43	390	2.0	33.35	"	"	8300	-	52	320	2.4
37.5	405	1.95	38.13	"	"	9400	-	45	340	2.3
35.5	465	1.7	40.37	"	"	9000	-	42.5	390	2.1
30	540	1.55	47.69	"	"	9600	-	36	455	1.8
24	620	1.4	60.38	"	"	11200	-	28.5	520	1.65
20.5	780	0.95	69.60	"	"	11800	-	25	640	1.15
19.5	750	1.15	73.09	"	"	12100	-	23.5	620	1.4
16.5	870	1.05	86.33	"	"	12900	-	20	720	1.25
13.5	1040	0.91	108.1	"	"	14000	-	16	870	1.1
11.5	1220	0.8	126.0	"	"	14900	-	14	1000	0.98

# BS-series worm-geared motors

## Selection - worm-geared motors DSE - IE1

**P = 3 kW**



50 Hz			i	Type	m	F <sub>RN</sub>	F <sub>RV</sub>	60 Hz		
n <sub>2</sub> 1/min	M <sub>2</sub> Nm	f <sub>B</sub>						n <sub>2</sub> 1/min	M <sub>2</sub> Nm	f <sub>B</sub>
107	220	1.5	13.29	BS30-../DSE11SA4	71	3600	-	129	184	1.8
84	280	1.3	16.92	"	"	3950	-	102	230	1.55
68	345	1.1	20.94	"	"	4300	-	82	285	1.35
53	445	0.9	27.07	"	"	4750	-	64	370	1.1
46.5	460	0.87	30.63	"	"	5000	-	56	380	1.05
109	220	2.8	13.03	BS40-../DSE11SA4	89	5800	-	132	184	3.3
84	285	2.4	16.92	"	"	6400	-	102	235	2.9
68	345	2.1	21.06	"	"	6900	-	82	285	2.5
55	425	1.75	26.18	"	"	7500	-	66	355	2.1
46.5	455	1.65	30.63	"	"	8700	-	56	375	2.0
43	530	1.45	33.35	"	"	8300	-	52	440	1.75
37.5	550	1.4	38.13	"	"	9400	-	45	460	1.7
35.5	630	1.25	40.37	"	"	9000	-	42.5	530	1.5
30	740	1.1	47.69	"	"	9600	-	36	620	1.35
24	840	1.0	60.38	"	"	11200	-	28.5	710	1.2
19.5	1020	0.86	73.09	"	"	12100	-	23.5	850	1.05

**P = 4 kW**

50 Hz			i	Type	m	F <sub>RN</sub>	F <sub>RV</sub>	60 Hz		
n <sub>2</sub> 1/min	M <sub>2</sub> Nm	f <sub>B</sub>						n <sub>2</sub> 1/min	M <sub>2</sub> Nm	f <sub>B</sub>
107	295	1.15	13.29	BS30-../DSE11MA4	77	3600	-	129	245	1.35
84	375	0.96	16.92	"	"	3950	-	102	310	1.15
68	465	0.82	20.94	"	"	4300	-	82	385	0.99
109	295	2.1	13.03	BS40-../DSE11MA4	95	5800	-	132	245	2.5
84	385	1.75	16.92	"	"	6400	-	102	315	2.1
68	460	1.55	21.06	"	"	6900	-	82	380	1.85
55	560	1.3	26.18	"	"	7500	-	66	470	1.55
46.5	600	1.25	30.63	"	"	8700	-	56	500	1.5
43	710	1.1	33.35	"	"	8300	-	52	580	1.35
37.5	740	1.05	38.13	"	"	9400	-	45	610	1.3
35.5	850	0.94	40.37	"	"	9000	-	42.5	710	1.15
30	990	0.84	47.69	"	"	9600	-	36	820	1.0

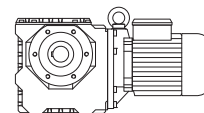
**P = 5.5 kW**

50 Hz			i	Type	m	F <sub>RN</sub>	F <sub>RV</sub>	60 Hz		
n <sub>2</sub> 1/min	M <sub>2</sub> Nm	f <sub>B</sub>						n <sub>2</sub> 1/min	M <sub>2</sub> Nm	f <sub>B</sub>
107	405	0.82	13.29	BS30-../DSE11LA4	89	3600	-	129	335	0.99
109	405	1.5	13.03	BS40-../DSE11LA4	107	5800	-	132	335	1.85
84	530	1.25	16.92	"	"	6400	-	102	435	1.55
68	630	1.15	21.06	"	"	6900	-	82	520	1.35
55	780	0.95	26.18	"	"	7500	-	66	650	1.15
46.5	830	0.9	30.63	"	"	8700	-	56	690	1.1
43	970	0.8	33.35	"	"	8300	-	52	800	0.98

# BS-series worm-geared motors

## Selection - worm-geared motors DHE - IE2

P = 0.03 kW

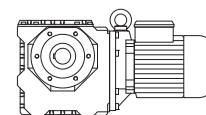


50 Hz			i	Type	m	F <sub>RN</sub>	F <sub>RV</sub>	60 Hz		
n <sub>2</sub> 1/min	M <sub>2</sub> Nm	f <sub>B</sub>						n <sub>2</sub> 1/min	M <sub>2</sub> Nm	f <sub>B</sub>
75	2.8	8.9	18.00	<b>BS02-../D04LA4</b>	3.5	1250	-	90	2.35	11
62	3.2	7.8	22.00	"	"	1250	-	74	2.7	9.3
50	3.6	6.9	27.00	"	"	1250	-	60	3.0	8.3
41	4.15	6.0	33.00	"	"	1250	-	49.5	3.45	7.2
31.5	5.6	4.3	43.00	"	"	1250	-	38	4.65	5.2
25	6.5	3.4	54.00	"	"	1250	-	30	5.4	4.1
19.5	7.4	2.7	70.00	"	"	1250	-	23.5	6.2	3.2
14.5	11.6	3.3	93.92	<b>BS04-../D04LA4</b>	3.9	2250	-	17.5	9.6	4.0
13.5	13.5	2.8	102.9	"	"	2250	-	16	11.4	3.3
12	13.6	2.8	117.0	"	"	2250	-	14	11.6	3.3
11	16.4	2.5	123.0	"	"	2250	-	13.5	13.3	3.1
9.8	18.1	2.3	138.4	"	"	2250	-	12	14.8	2.8
9.0	17.5	2.2	150.3	"	"	2250	-	11	14.3	2.7
8.5	20.5	1.8	160.1	"	"	2250	-	10.5	16.6	2.2
7.8	19.8	2.0	174.0	"	"	2250	-	9.4	16.4	2.4
6.2	24	1.65	220.0	"	"	2250	-	7.4	20.5	1.95
5.4	27.5	1.5	251.6	"	"	2250	-	6.5	22.5	1.8
4.5	32	1.35	300.7	"	"	2250	-	5.4	27	1.6
4.0	35.5	1.25	338.3	"	"	2250	-	4.8	29.5	1.5
3.5	40	1.15	391.3	"	"	2250	-	4.2	33	1.35
5.4	30.5	3.2	252.0	<b>BS06-../D04LA4</b>	8.4	3500	-	6.5	25.5	3.9
4.3	37.5	2.8	315.3	"	"	3500	-	5.2	31	3.4
3.8	42	2.6	358.9	"	"	3500	-	4.6	34.5	3.2
3.3	47.5	2.3	418.0	"	"	3500	-	3.9	40	2.8
2.9	70	1.35	474.8	<b>BS06G04-../D04LA4</b>	11	3500	-	3.5	58	1.6
2.5	79	1.25	552.6	"	"	3500	-	3.0	65	1.55
2.3	88	1.05	610.7	"	"	3500	-	2.7	75	1.25
2.0	101	0.93	704.7	"	"	3500	-	2.3	88	1.05
1.6	94*	1.0	847.0	"	"	3500	-	2.0	94	1.0
1.5	94*	1.0	939.6	"	"	3500	-	1.8	94	1.0
1.2	94*	1.0	1170	"	"	3500	-	1.4	94	1.0
0.9	94*	1.0	1503	"	"	3500	-	1.1	94	1.0
0.85	94*	1.0	1654	"	"	3500	-	1.0	94	1.0
0.75	94*	1.0	1914	"	"	3500	-	0.85	94	1.0
0.65	94*	1.0	2200	"	"	3500	-	0.75	94	1.0
0.49	94*	1.0	2768	"	"	3500	-	0.6	94	1.0
0.45	94*	1.0	3007	"	"	3500	-	0.55	94	1.0
0.41	94*	1.0	3308	"	"	3500	-	0.49	94	1.0
0.37	94*	1.0	3721	"	"	3500	-	0.44	94	1.0
0.32	94*	1.0	4304	"	"	3500	-	0.38	94	1.0
0.28	98*	1.0	4947	"	"	3500	-	0.33	98	1.0
0.25	98*	1.0	5442	"	"	3500	-	0.3	98	1.0
0.22	100*	1.0	6234	"	"	3500	-	0.26	100	1.0
2.5	67	2.8	544.8	<b>BS10Z-../D04LA4</b>	21	6000	-	3.0	56	3.4
2.2	72	2.6	638.7	"	"	6000	-	2.6	61	3.1
1.8	85	2.1	788.7	"	"	6000	-	2.1	73	2.5
1.5	101	1.55	905.6	"	"	6000	-	1.8	84	1.9
1.4	130	1.25	969.9	<b>BS10G06-../D04LA4</b>	25	6000	-	1.7	107	1.5
1.2	152	1.05	1166	"	"	6000	-	1.4	130	1.25
1.1	166	0.96	1342	"	"	6000	-	1.3	141	1.15
0.9	160*	1.0	1528	"	"	6000	-	1.1	160	1.0
0.85	160*	1.0	1668	"	"	6000	-	1.0	160	1.0
0.7	160*	1.0	1963	"	"	6000	-	0.85	160	1.0
0.6	160*	1.0	2348	"	"	6000	-	0.7	160	1.0
0.55	160*	1.0	2635	"	"	6000	-	0.65	160	1.0
0.47	160*	1.0	2875	"	"	6000	-	0.6	160	1.0
0.41	160*	1.0	3332	"	"	6000	-	0.49	160	1.0
0.38	160*	1.0	3635	"	"	6000	-	0.45	160	1.0
0.33	160*	1.0	4163	"	"	6000	-	0.39	160	1.0
0.29	160*	1.0	4776	"	"	6000	-	0.34	160	1.0
0.26	160*	1.0	5209	"	"	6000	-	0.32	160	1.0
0.23	164*	1.0	6019	"	"	6000	-	0.27	164	1.0
0.21	164*	1.0	6565	"	"	6000	-	0.25	164	1.0

# BS-series worm-geared motors

## Selection - worm-geared motors DHE - IE2

**P = 0.03 kW**



50 Hz			i	Type	m	F <sub>RN</sub>	F <sub>RV</sub>	60 Hz		
n <sub>2</sub> 1/min	M <sub>2</sub> Nm	f <sub>B</sub>						n <sub>2</sub> 1/min	M <sub>2</sub> Nm	f <sub>B</sub>
0.19	164*	1.0	7471	BS10G06-../D04LA4	"	6000	-	0.22	164	1.0
0.16	164*	1.0	8703	"	"	6000	-	0.19	164	1.0
1.7	111	2.4	831.7	BS20G06-../D04LA4	35	8000	-	2.0	94	2.9
1.4	135	2.0	1000	"	"	8000	-	1.7	111	2.4
1.1	171	1.6	1311	"	"	8000	-	1.3	145	1.85
0.9	210	1.3	1543	"	"	8000	-	1.1	171	1.6
0.85	220	1.25	1683	"	"	8000	-	1.0	189	1.45
0.7	270*	1.0	2014	"	"	8000	-	0.85	270	1.0
0.55	270*	1.0	2465	"	"	8000	-	0.7	270	1.0
0.48	270*	1.0	2857	"	"	8000	-	0.6	270	1.0
0.44	270*	1.0	3117	"	"	8000	-	0.55	270	1.0
0.38	270*	1.0	3570	"	"	8000	-	0.46	270	1.0
0.33	270*	1.0	4096	"	"	8000	-	0.4	270	1.0
0.28	270*	1.0	4910	"	"	8000	-	0.33	270	1.0
0.23	270*	1.0	5880	"	"	8000	-	0.28	270	1.0
0.19	275*	1.0	7363	"	"	8000	-	0.23	275	1.0
0.17	275*	1.0	8031	"	"	8000	-	0.21	275	1.0
0.15	280*	1.0	9220	"	"	8000	-	0.18	280	1.0
1.2	164	3.0	1176	BS30G06-../D04LA4	53	10000	-	1.4	141	3.5
0.95	205	2.4	1461	"	"	10000	-	1.2	164	3.0
0.9	215	2.3	1576	"	"	10000	-	1.1	179	2.7
0.75	260	1.9	1886	"	"	10000	-	0.9	215	2.3
0.6	325	1.5	2308	"	"	10000	-	0.75	260	1.9
0.55	355	1.4	2518	"	"	10000	-	0.65	300	1.65
0.47	420	1.15	2919	"	"	10000	-	0.6	325	1.5
0.41	480	1.0	3344	"	"	10000	-	0.49	400	1.25
0.38	490*	1.0	3647	"	"	10000	-	0.45	490	1.0
0.33	490*	1.0	4184	"	"	10000	-	0.39	490	1.0
0.28	510*	1.0	4905	"	"	10000	-	0.34	510	1.0
0.24	520*	1.0	5783	"	"	10000	-	0.29	520	1.0
0.22	520*	1.0	6308	"	"	10000	-	0.26	520	1.0
0.19	520*	1.0	7179	"	"	10000	-	0.23	520	1.0
0.17	520*	1.0	8362	"	"	10000	-	0.2	520	1.0

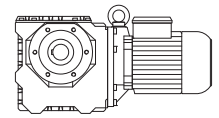
**P = 0.04 kW**

50 Hz			i	Type	m	F <sub>RN</sub>	F <sub>RV</sub>	60 Hz		
n <sub>2</sub> 1/min	M <sub>2</sub> Nm	f <sub>B</sub>						n <sub>2</sub> 1/min	M <sub>2</sub> Nm	f <sub>B</sub>
127	2.45	10	10.67	BS02-../D04LA4	3.5	1250	-	152	2.05	12
100	2.95	8.5	13.50	"	"	1250	-	120	2.45	10
75	3.75	6.7	18.00	"	"	1250	-	90	3.1	8.1
62	4.3	5.8	22.00	"	"	1250	-	74	3.6	6.9
50	4.8	5.2	27.00	"	"	1250	-	60	4.0	6.3
41	5.5	4.5	33.00	"	"	1250	-	49.5	4.6	5.4
31.5	7.5	3.2	43.00	"	"	1250	-	38	6.2	3.9
25	8.7	2.5	54.00	"	"	1250	-	30	7.2	3.1
19.5	9.9	2.0	70.00	"	"	1250	-	23.5	8.2	2.4
21.5	11.1	3.2	64.06	BS04-../D04LA4	3.9	2250	-	25.5	9.4	3.8
19	13.2	2.9	71.18	"	"	2250	-	23	10.9	3.5
18	12.9	2.9	77.00	"	"	2250	-	21.5	10.8	3.5
14.5	15.5	2.5	93.92	"	"	2250	-	17.5	12.8	3.0
13.5	18.1	2.1	102.9	"	"	2250	-	16	15.2	2.5
12	18.1	2.1	117.0	"	"	2250	-	14	15.5	2.5
11	21.5	1.9	123.0	"	"	2250	-	13.5	17.8	2.3
9.8	24	1.75	138.4	"	"	2250	-	12	19.7	2.1
9.0	23	1.7	150.3	"	"	2250	-	11	19.1	2.0
8.5	27	1.35	160.1	"	"	2250	-	10.5	22	1.7
7.8	26	1.55	174.0	"	"	2250	-	9.4	21.5	1.85
6.2	32.5	1.25	220.0	"	"	2250	-	7.4	27	1.5
5.4	36.5	1.1	251.6	"	"	2250	-	6.5	30.5	1.35
4.5	43	1.0	300.7	"	"	2250	-	5.4	36	1.2

# BS-series worm-geared motors

## Selection - worm-geared motors DHE - IE2

**P = 0.04 kW**



50 Hz			i	Type	m	F <sub>RN</sub>	F <sub>RV</sub>	60 Hz		
n <sub>2</sub> 1/min	M <sub>2</sub> Nm	f <sub>B</sub>						n <sub>2</sub> 1/min	M <sub>2</sub> Nm	f <sub>B</sub>
4.0	47.5	0.93	338.3	BS04-../D04LA4	"	2250	-	4.8	39.5	1.1
3.5	53	0.85	391.3	"	"	2250	-	4.2	44.5	1.0
7.9	30.5	2.9	171.0	BS06-../D04LA4	8.4	3500	-	9.5	25.5	3.5
6.2	36	2.7	220.0	"	"	3500	-	7.4	30	3.3
5.4	41	2.4	252.0	"	"	3500	-	6.5	34	2.9
4.3	50	2.1	315.3	"	"	3500	-	5.2	41.5	2.6
3.8	56	1.95	358.9	"	"	3500	-	4.6	46.5	2.4
3.3	63	1.75	418.0	"	"	3500	-	3.9	53	2.1
2.9	93	1.0	474.8	BS06G04-../D04LA4	11	3500	-	3.5	77	1.2
2.5	105	0.95	552.6	"	"	3500	-	3.0	87	1.15
2.3	117	0.8	610.7	"	"	3500	-	2.7	100	0.94
3.8	62	3.1	360.3	BS10Z-../D04LA4	21	6000	-	4.5	52	3.7
3.2	72	2.6	432.4	"	"	6000	-	3.8	61	3.1
2.5	90	2.1	544.8	"	"	6000	-	3.0	75	2.5
2.2	97	1.95	638.7	"	"	6000	-	2.6	82	2.3
1.8	114	1.6	788.7	"	"	6000	-	2.1	98	1.85
1.5	134	1.2	905.6	"	"	6000	-	1.8	112	1.4
1.4	174	0.92	969.9	BS10G06-../D04LA4	25	6000	-	1.7	143	1.1
1.2	200	0.8	1166	"	"	6000	-	1.4	174	0.92
1.8	114	2.7	763.4	BS20Z-../D04LA4	32	8000	-	2.2	93	3.3
1.7	148	1.8	831.7	BS20G06-../D04LA4	35	8000	-	2.0	126	2.1
1.4	180	1.5	1000	"	"	8000	-	1.7	148	1.8
1.1	225	1.2	1311	"	"	8000	-	1.3	193	1.4
1.4	188	2.6	1022	BS30G06-../D04LA4	53	10000	-	1.6	164	3.0
1.2	215	2.3	1176	"	"	10000	-	1.4	188	2.6
0.95	275	1.8	1461	"	"	10000	-	1.2	215	2.3
0.9	290	1.7	1576	"	"	10000	-	1.1	235	2.1
0.75	350	1.4	1886	"	"	10000	-	0.9	290	1.7
0.6	435	1.15	2308	"	"	10000	-	0.75	350	1.4
0.55	475	1.05	2518	"	"	10000	-	0.65	405	1.2

**P = 0.06 kW**

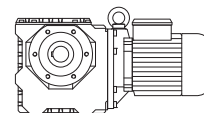
50 Hz			i	Type	m	F <sub>RN</sub>	F <sub>RV</sub>	60 Hz		
n <sub>2</sub> 1/min	M <sub>2</sub> Nm	f <sub>B</sub>						n <sub>2</sub> 1/min	M <sub>2</sub> Nm	f <sub>B</sub>
295	1.7	8.8	4.60	BS02-../D04LA4	3.5	1000	-	355	1.42	11
250	2.0	10	5.40	"	"	1000	-	300	1.68	12
200	2.45	10	6.75	"	"	1000	-	240	2.05	12
164	2.9	8.6	8.25	"	"	1100	-	197	2.4	10
127	3.65	6.8	10.67	"	"	1250	-	152	3.05	8.2
100	4.45	5.6	13.50	"	"	1250	-	120	3.7	6.8
75	5.6	4.5	18.00	"	"	1250	-	90	4.7	5.3
62	6.4	3.9	22.00	"	"	1250	-	74	5.4	4.6
50	7.2	3.5	27.00	"	"	1250	-	60	6.0	4.2
41	8.3	3.0	33.00	"	"	1250	-	49.5	6.9	3.6
31.5	11.2	2.1	43.00	"	"	1250	-	38	9.3	2.6
25	13	1.7	54.00	"	"	1250	-	30	10.8	2.0
19.5	14.9	1.35	70.00	"	"	1250	-	23.5	12.4	1.6
18	16.2	2.5	75.00	BS03-../D05LA4	5.4	1950	-	22	13.2	3.0
35.5	11.1	3.3	38.42	BS04-../D04LA4	3.9	2250	-	42.5	9.3	4.0
28.5	13.6	2.8	47.86	"	"	2250	-	34	11.4	3.3
21.5	16.7	2.2	64.06	"	"	2250	-	25.5	14.1	2.6
19	19.9	1.9	71.18	"	"	2250	-	23	16.4	2.3
18	19.4	1.95	77.00	"	"	2250	-	21.5	16.2	2.3
14.5	23	1.65	93.92	"	"	2250	-	17.5	19.3	1.95
13.5	27	1.4	102.9	"	"	2250	-	16	22.5	1.7
12	27	1.4	117.0	"	"	2250	-	14	23	1.65
11	32.5	1.25	123.0	"	"	2250	-	13.5	26.5	1.55



# BS-series worm-geared motors

## Selection - worm-geared motors DHE - IE2

**P = 0.06 kW**



50 Hz			i	Type	m	F <sub>RN</sub>	F <sub>RV</sub>	60 Hz		
n <sub>2</sub> 1/min	M <sub>2</sub> Nm	f <sub>B</sub>						n <sub>2</sub> 1/min	M <sub>2</sub> Nm	f <sub>B</sub>
9.8	36	1.15	138.4	BS04-../D04LA4	"	2250	-	12	29.5	1.4
9.0	35	1.1	150.3	"	"	2250	-	11	28.5	1.35
8.5	41	0.9	160.1	"	"	2250	-	10.5	33	1.1
7.8	39.5	1.0	174.0	"	"	2250	-	9.4	32.5	1.25
6.2	48.5	0.82	220.0	"	"	2250	-	7.4	41	0.98
11.5	32	2.9	118.8	BS06-../D04LA4	8.4	3500	-	14	26.5	3.5
10.5	36.5	2.8	129.0	"	"	3500	-	13	29.5	3.5
9.2	40	2.7	146.8	"	"	3500	-	11.5	32	3.3
7.8	44	2.2	174.0	"	"	3500	-	9.4	36.5	2.7
6.2	54	1.8	220.0	"	"	3500	-	7.4	45.5	2.2
5.4	61	1.6	252.0	"	"	3500	-	6.5	51	1.95
4.3	75	1.4	315.3	"	"	3500	-	5.2	62	1.7
3.8	84	1.3	358.9	"	"	3500	-	4.6	69	1.6
3.3	95	1.15	418.0	"	"	3500	-	3.9	80	1.4
11.5	36.5	3.3	119.6	BS10-../D06LA4	23	6000	-	14	30	4.0
6.3	58	3.1	216.6	"	"	6000	-	7.5	48.5	3.7
5.4	67	2.7	254.0	BS10Z-../D06LA4	24	6000	-	6.4	57	3.2
4.5	78	2.4	302.5	"	"	6000	-	5.4	65	2.9
3.8	93	2.0	360.3	"	"	6000	-	4.5	78	2.4
3.2	109	1.75	432.4	"	"	6000	-	3.8	91	2.1
2.5	135	1.4	544.8	"	"	6000	-	3.0	112	1.7
2.2	145	1.3	638.7	"	"	6000	-	2.6	123	1.55
1.8	171	1.05	788.7	"	"	6000	-	2.1	147	1.2
3.2	109	3.0	430.8	BS20Z-../D06LA4	35	8000	-	3.8	91	3.6
2.6	121	3.0	539.7	"	"	8000	-	3.1	101	3.6
2.2	140	2.4	619.2	"	"	8000	-	2.7	114	2.9
1.8	171	1.8	763.4	"	"	8000	-	2.2	140	2.2
1.7	220	1.25	831.7	BS20G06-../D06LA4	38	8000	-	2.0	189	1.45
1.4	270	1.0	1000	"	"	8000	-	1.7	220	1.25
1.7	195	2.4	804.1	BS30Z-../D06LA4	54	10000	-	2.1	158	3.0
1.5	215	2.1	932.0	"	"	10000	-	1.8	181	2.5
1.4	280	1.75	1022	BS30G06-../D06LA4	56	10000	-	1.6	245	2.0
1.2	325	1.5	1176	"	"	10000	-	1.4	280	1.75
0.95	415	1.2	1461	"	"	10000	-	1.2	325	1.5
0.9	435	1.15	1576	"	"	10000	-	1.1	355	1.4
1.5	225	3.3	908.2	BS40Z-../D06LA4	68	15000	-	1.8	187	4.0
1.4	285	3.1	965.5	BS40G10-../D06LA4	73	15000	-	1.7	235	3.7
1.2	330	2.7	1180	"	"	15000	-	1.4	285	3.1
0.95	420	2.1	1499	"	"	15000	-	1.1	360	2.4
0.8	500	1.75	1785	"	"	15000	-	0.95	420	2.1
0.65	610	1.45	2126	"	"	15000	-	0.8	500	1.75
0.6	660	1.35	2304	"	"	15000	-	0.75	530	1.65
0.55	720	1.2	2552	"	"	15000	-	0.65	610	1.45
0.47	850	1.05	2902	"	"	15000	-	0.6	660	1.35

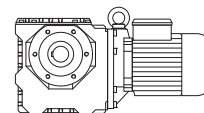
**P = 0.09 kW**

50 Hz			i	Type	m	F <sub>RN</sub>	F <sub>RV</sub>	60 Hz		
n <sub>2</sub> 1/min	M <sub>2</sub> Nm	f <sub>B</sub>						n <sub>2</sub> 1/min	M <sub>2</sub> Nm	f <sub>B</sub>
295	2.55	5.9	4.60	BS02-../D04LA4	3.5	1000	-	355	2.1	7.1
250	3.0	6.7	5.40	"	"	1000	-	300	2.5	8.0
200	3.65	6.8	6.75	"	"	1000	-	240	3.05	8.2
164	4.4	5.7	8.25	"	"	1100	-	197	3.65	6.8
127	5.5	4.5	10.67	"	"	1250	-	152	4.6	5.4
100	6.7	3.7	13.50	"	"	1250	-	120	5.5	4.5
75	8.4	3.0	18.00	"	"	1250	-	90	7.0	3.6
62	9.7	2.6	22.00	"	"	1250	-	74	8.1	3.1
50	10.8	2.3	27.00	"	"	1250	-	60	9.0	2.8
41	12.5	2.0	33.00	"	"	1250	-	49.5	10.4	2.4

# BS-series worm-geared motors

## Selection - worm-geared motors DHE - IE2

P = 0.09 kW

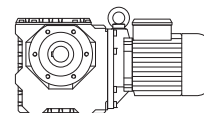


50 Hz			i	Type	m	F <sub>RN</sub>	F <sub>RV</sub>	60 Hz		
n <sub>2</sub> 1/min	M <sub>2</sub> Nm	f <sub>B</sub>						n <sub>2</sub> 1/min	M <sub>2</sub> Nm	f <sub>B</sub>
31.5	16.9	1.4	43.00	<b>BS02-../D04LA4</b>	"	1250	-	38	14	1.7
25	19.5	1.15	54.00	"	"	1250	-	30	16.3	1.35
19.5	22	0.91	70.00	"	"	1250	-	23.5	18.6	1.1
27	18.4	3.0	50.00	<b>BS03-../D05LA4</b>	5.4	1950	-	32.5	15.3	3.6
22	20.5	2.3	62.00	"	"	1950	-	26.5	17.1	2.8
18	24	1.65	75.00	"	"	1950	-	22	19.9	2.0
56	11.6	2.9	24.25	<b>BS04-../D04LA4</b>	3.9	2250	-	67	9.7	3.5
52	11.7	3.2	26.21	"	"	2250	-	62	9.8	3.9
43	13.9	2.7	31.50	"	"	2250	-	52	11.5	3.3
35.5	16.7	2.2	38.42	"	"	2250	-	42.5	13.9	2.7
28.5	20.5	1.85	47.86	"	"	2250	-	34	17.1	2.2
21.5	25	1.45	64.06	"	"	2250	-	25.5	21	1.7
19	29.5	1.3	71.18	"	"	2250	-	23	24.5	1.55
18	29	1.3	77.00	"	"	2250	-	21.5	24	1.6
14.5	34.5	1.1	93.92	"	"	2250	-	17.5	28.5	1.35
13.5	40.5	0.94	102.9	"	"	2250	-	16	34	1.1
12	40.5	0.94	117.0	"	"	2250	-	14	34.5	1.1
11	49	0.84	123.0	"	"	2250	-	13.5	40	1.05
21.5	27	3.0	64.06	<b>BS06-../D04LA4</b>	8.4	3500	-	25.5	22.5	3.6
19	32	2.9	71.18	"	"	3500	-	23	26.5	3.5
18	31.5	2.7	77.00	"	"	3500	-	21.5	26.5	3.2
15	40	2.5	90.00	"	"	3500	-	18	33	3.0
13.5	43.5	2.3	103.1	"	"	3500	-	16	37	2.7
11.5	48.5	1.95	118.8	"	"	3500	-	14	39.5	2.4
10.5	54	1.95	129.0	"	"	3500	-	13	44	2.4
9.2	60	1.75	146.8	"	"	3500	-	11.5	48.5	2.2
7.8	66	1.5	174.0	"	"	3500	-	9.4	54	1.8
6.2	81	1.2	220.0	"	"	3500	-	7.4	68	1.45
5.4	92	1.1	252.0	"	"	3500	-	6.5	76	1.3
4.3	113	0.94	315.3	"	"	3500	-	5.2	94	1.15
3.8	126	0.87	358.9	"	"	3500	-	4.6	104	1.05
11.5	55	2.2	119.6	<b>BS10-../D06LA4</b>	23	6000	-	14	45	2.7
10.5	52	3.2	130.3	"	"	6000	-	12.5	44	3.7
8.9	61	2.7	152.7	"	"	6000	-	11	50	3.3
7.2	76	2.2	188.6	"	"	6000	-	8.6	63	2.7
6.3	87	2.1	216.6	"	"	6000	-	7.5	73	2.5
5.4	101	1.8	254.0	<b>BS10Z-../D06LA4</b>	24	6000	-	6.4	85	2.1
4.5	118	1.6	302.5	"	"	6000	-	5.4	98	1.95
3.8	140	1.35	360.3	"	"	6000	-	4.5	118	1.6
3.2	163	1.15	432.4	"	"	6000	-	3.8	137	1.4
2.5	200	0.95	544.8	"	"	6000	-	3.0	169	1.1
2.2	215	0.88	638.7	"	"	6000	-	2.6	185	1.05
6.0	91	3.2	225.6	<b>BS20-../D06LA4</b>	34	8000	-	7.2	76	3.8
5.3	103	2.9	257.8	<b>BS20Z-../D06LA4</b>	35	8000	-	6.3	87	3.4
4.5	120	2.5	300.1	"	"	8000	-	5.4	100	3.0
3.8	140	2.3	359.9	"	"	8000	-	4.6	115	2.8
3.2	163	2.0	430.8	"	"	8000	-	3.8	137	2.4
2.6	181	2.0	539.7	"	"	8000	-	3.1	152	2.4
2.2	210	1.55	619.2	"	"	8000	-	2.7	171	1.95
1.8	255	1.2	763.4	"	"	8000	-	2.2	210	1.5
1.7	330	0.82	831.7	<b>BS20G06-../D06LA4</b>	38	8000	-	2.0	280	0.96
3.8	167	2.4	359.6	<b>BS30Z-../D06LA4</b>	54	10000	-	4.6	138	2.9
3.0	183	3.3	457.3	"	"	10000	-	3.6	152	3.9
2.6	210	2.9	539.3	"	"	10000	-	3.1	177	3.4
2.1	245	2.4	651.0	"	"	10000	-	2.5	205	2.8
1.7	290	1.65	804.1	"	"	10000	-	2.1	235	2.0
1.5	325	1.4	932.0	"	"	10000	-	1.8	270	1.65
1.4	420	1.15	1022	<b>BS30G06-../D06LA4</b>	56	10000	-	1.6	370	1.3
1.2	490	1.0	1176	"	"	10000	-	1.4	420	1.15

# BS-series worm-geared motors

## Selection - worm-geared motors DHE - IE2

**P = 0.09 kW**



50 Hz			i	Type	m	F <sub>RN</sub>	F <sub>RV</sub>	60 Hz		
n <sub>2</sub> 1/min	M <sub>2</sub> Nm	f <sub>B</sub>						n <sub>2</sub> 1/min	M <sub>2</sub> Nm	f <sub>B</sub>
1.9	270	2.8	736.5	BS40Z-../D06LA4	68	15000	-	2.2	230	3.3
1.5	335	2.2	908.2	"	"	15000	-	1.8	280	2.7
1.4	425	2.1	965.5	BS40G10-../D06LA4	73	15000	-	1.7	350	2.5
1.2	500	1.75	1180	"	"	15000	-	1.4	425	2.1
0.95	630	1.4	1499	"	"	15000	-	1.1	540	1.65
0.8	750	1.15	1785	"	"	15000	-	0.95	630	1.4

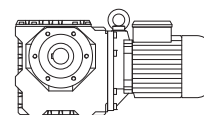
**P = 0.12 kW**

50 Hz			i	Type	m	F <sub>RN</sub>	F <sub>RV</sub>	60 Hz		
n <sub>2</sub> 1/min	M <sub>2</sub> Nm	f <sub>B</sub>						n <sub>2</sub> 1/min	M <sub>2</sub> Nm	f <sub>B</sub>
295	3.4	4.4	4.60	BS02-../D04LA4	3.5	1000	-	355	2.8	5.4
250	4.0	5.0	5.40	"	"	1000	-	300	3.35	6.0
200	4.9	5.1	6.75	"	"	1000	-	240	4.1	6.1
164	5.8	4.3	8.25	"	"	1100	-	197	4.85	5.2
127	7.3	3.4	10.67	"	"	1250	-	152	6.1	4.1
100	8.9	2.8	13.50	"	"	1250	-	120	7.4	3.4
75	11.3	2.2	18.00	"	"	1250	-	90	9.4	2.7
62	12.9	1.95	22.00	"	"	1250	-	74	10.8	2.3
50	14.4	1.75	27.00	"	"	1250	-	60	12	2.1
41	16.7	1.5	33.00	"	"	1250	-	49.5	13.8	1.8
31.5	22.5	1.05	43.00	"	"	1250	-	38	18.6	1.3
25	26	0.85	54.00	"	"	1250	-	30	21.5	1.0
41	17	3.2	33.00	BS03-../D05LA4	5.4	1950	-	49.5	14.1	3.9
35	20.5	2.7	39.00	"	"	1950	-	42	17.4	3.2
27	24.5	2.2	50.00	"	"	1950	-	32.5	20	2.8
22	27.5	1.75	62.00	"	"	1950	-	26.5	22.5	2.1
18	32	1.25	75.00	"	"	1950	-	22	26.5	1.5
83	10.6	3.3	16.31	BS04-../D04LA4	3.9	1970	-	100	8.8	4.0
65	13.3	2.8	20.96	"	"	2100	-	78	11.1	3.3
56	15.5	2.2	24.25	"	"	2250	-	67	12.9	2.6
52	15.6	2.4	26.21	"	"	2250	-	62	13.1	2.9
43	18.6	2.0	31.50	"	"	2250	-	52	15.4	2.5
35.5	22	1.7	38.42	"	"	2250	-	42.5	18.6	2.0
28.5	27	1.4	47.86	"	"	2250	-	34	22.5	1.7
21.5	33.5	1.05	64.06	"	"	2250	-	25.5	28	1.3
19	39.5	0.96	71.18	"	"	2250	-	23	32.5	1.15
18	38.5	0.99	77.00	"	"	2250	-	21.5	32.5	1.15
14.5	46.5	0.82	93.92	"	"	2250	-	17.5	38.5	0.99
28	29	3.0	48.60	BS06-../D04LA4	8.4	3500	-	33.5	24.5	3.6
23.5	34.5	2.6	58.15	"	"	3500	-	28	29	3.1
21.5	36	2.2	64.06	"	"	3500	-	25.5	30.5	2.6
19	42.5	2.2	71.18	"	"	3500	-	23	35	2.7
18	42.5	2.0	77.00	"	"	3500	-	21.5	35.5	2.4
15	53	1.85	90.00	"	"	3500	-	18	44.5	2.2
13.5	58	1.7	103.1	"	"	3500	-	16	49	2.0
11.5	64	1.45	118.8	"	"	3500	-	14	53	1.75
10.5	73	1.4	129.0	"	"	3500	-	13	59	1.75
9.2	80	1.35	146.8	"	"	3500	-	11.5	64	1.65
7.8	88	1.1	174.0	"	"	3500	-	9.4	73	1.35
6.2	109	0.9	220.0	"	"	3500	-	7.4	91	1.1
5.4	123	0.8	252.0	"	"	3500	-	6.5	102	0.97
16.5	51	2.9	84.36	BS10-../D06LA4	23	5300	-	19.5	43	3.5
13.5	54	3.0	103.4	"	"	5600	-	16	45.5	3.5
11.5	73	1.65	119.6	"	"	6000	-	14	60	2.0
10.5	69	2.4	130.3	"	"	6000	-	12.5	58	2.8
8.9	82	2.0	152.7	"	"	6000	-	11	66	2.5
7.2	101	1.7	188.6	"	"	6000	-	8.6	85	2.0
6.3	116	1.55	216.6	"	"	6000	-	7.5	97	1.85

# BS-series worm-geared motors

## Selection - worm-geared motors DHE - IE2

P = 0.12 kW



50 Hz			i	Type	m	F <sub>RN</sub>	F <sub>RV</sub>	60 Hz		
n <sub>2</sub> 1/min	M <sub>2</sub> Nm	f <sub>B</sub>						n <sub>2</sub> 1/min	M <sub>2</sub> Nm	f <sub>B</sub>
5.4	135	1.35	254.0	BS10Z-../D06LA4	24	6000	-	6.4	114	1.6
4.5	157	1.2	302.5	"	"	6000	-	5.4	131	1.45
3.8	186	1.0	360.3	"	"	6000	-	4.5	157	1.2
3.2	215	0.88	432.4	"	"	6000	-	3.8	183	1.05
8.5	88	3.1	159.4	BS20-../D06LA4	34	8000	-	10.5	72	3.8
7.4	102	2.7	183.0	"	"	8000	-	8.9	84	3.3
6.0	122	2.4	225.6	"	"	8000	-	7.2	101	2.9
5.3	138	2.1	257.8	BS20Z-../D06LA4	35	8000	-	6.3	116	2.5
4.5	160	1.9	300.1	"	"	8000	-	5.4	133	2.3
3.8	186	1.7	359.9	"	"	8000	-	4.6	154	2.1
3.2	215	1.55	430.8	"	"	8000	-	3.8	183	1.8
2.6	240	1.5	539.7	"	"	8000	-	3.1	200	1.85
2.2	280	1.2	619.2	"	"	8000	-	2.7	225	1.45
1.8	340	0.91	763.4	"	"	8000	-	2.2	280	1.1
3.8	220	1.8	359.6	BS30Z-../D06LA4	54	10000	-	4.6	184	2.1
3.5	210	2.8	390.2	"	"	10000	-	4.2	177	3.3
3.0	240	2.5	457.3	"	"	10000	-	3.6	200	3.0
2.6	280	2.1	539.3	"	"	10000	-	3.1	235	2.6
2.1	325	1.8	651.0	"	"	10000	-	2.5	275	2.1
1.7	390	1.2	804.1	"	"	10000	-	2.1	315	1.5
1.5	435	1.05	932.0	"	"	10000	-	1.8	360	1.25
1.4	560	0.88	1022	BS30G06-../D06LA4	56	10000	-	1.6	490	1.0
2.3	300	3.0	612.1	BS40Z-../D06LA4	68	15000	-	2.7	255	3.6
1.9	360	2.1	736.5	"	"	15000	-	2.2	310	2.4
1.5	450	1.65	908.2	"	"	15000	-	1.8	375	2.0
1.4	570	1.55	965.5	BS40G10-../D06LA4	73	15000	-	1.7	470	1.85
1.2	660	1.35	1180	"	"	15000	-	1.4	570	1.55
0.95	840	1.05	1499	"	"	15000	-	1.1	720	1.2

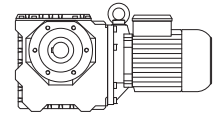
P = 0.18 kW

50 Hz			i	Type	m	F <sub>RN</sub>	F <sub>RV</sub>	60 Hz		
n <sub>2</sub> 1/min	M <sub>2</sub> Nm	f <sub>B</sub>						n <sub>2</sub> 1/min	M <sub>2</sub> Nm	f <sub>B</sub>
295	5.1	2.9	4.60	BS02-../D05LA4	5.3	1000	-	355	4.25	3.5
250	6.0	3.3	5.40	"	"	1000	-	300	5.0	4.0
200	7.3	3.4	6.75	"	"	1000	-	240	6.1	4.1
164	8.8	2.8	8.25	"	"	1100	-	197	7.3	3.4
127	11	2.3	10.67	"	"	1250	-	152	9.2	2.7
100	13.4	1.85	13.50	"	"	1250	-	120	11.1	2.3
75	16.9	1.5	18.00	"	"	1250	-	90	14.1	1.75
62	19.4	1.3	22.00	"	"	1250	-	74	16.2	1.55
50	21.5	1.15	27.00	"	"	1250	-	60	18	1.4
41	25	1.0	33.00	"	"	1250	-	49.5	20.5	1.2
72	18.1	3.0	19.00	BS03-../D05LA4	5.4	1950	-	86	15.1	3.6
54	21.5	2.6	25.00	"	"	1950	-	65	18.2	3.0
41	25.5	2.2	33.00	"	"	1950	-	49.5	21	2.6
35	31	1.75	39.00	"	"	1950	-	42	26	2.1
27	36.5	1.5	50.00	"	"	1950	-	32.5	30.5	1.8
22	41	1.15	62.00	"	"	1950	-	26.5	34	1.4
18	48.5	0.82	75.00	"	"	1950	-	22	39.5	1.0
126	10.6	3.0	10.73	BS04-../D05LA4	5.8	1600	-	151	8.8	3.6
104	12.7	2.6	13.09	"	"	1760	-	124	10.6	3.1
83	15.9	2.2	16.31	"	"	1970	-	100	13.2	2.7
65	20	1.85	20.96	"	"	2100	-	78	16.7	2.2
56	23	1.5	24.25	"	"	2250	-	67	19.4	1.75
52	23	1.65	26.21	"	"	2250	-	62	19.6	1.95
43	27.5	1.4	31.50	"	"	2250	-	52	23	1.65
35.5	33	1.1	38.42	"	"	2250	-	42.5	27.5	1.35
28.5	41	0.93	47.86	"	"	2250	-	34	34	1.1

# BS-series worm-geared motors

## Selection - worm-geared motors DHE - IE2

**P = 0.18 kW**

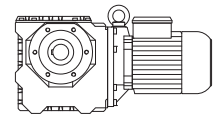


50 Hz			i	Type	m	F <sub>RN</sub>	F <sub>RV</sub>	60 Hz		
n <sub>2</sub> 1/min	M <sub>2</sub> Nm	f <sub>B</sub>						n <sub>2</sub> 1/min	M <sub>2</sub> Nm	f <sub>B</sub>
56	24.5	3.1	24.25	<b>BS06-../D05LA4</b>	10	2600	-	67	20.5	3.8
52	24	3.2	26.21	"	"	3000	-	62	20	3.9
43	29	2.8	31.50	"	"	3200	-	52	24	3.3
33	37.5	2.3	41.29	"	"	3500	-	39.5	31	2.8
28	44	2.0	48.60	"	"	3500	-	33.5	36.5	2.4
23.5	51	1.8	58.15	"	"	3500	-	28	43.5	2.1
21.5	54	1.5	64.06	"	"	3500	-	25.5	45.5	1.75
19	64	1.45	71.18	"	"	3500	-	23	53	1.75
18	63	1.35	77.00	"	"	3500	-	21.5	53	1.6
15	80	1.25	90.00	"	"	3500	-	18	66	1.5
13.5	87	1.15	103.1	"	"	3500	-	16	74	1.35
11.5	97	0.97	118.8	"	"	3500	-	14	79	1.2
10.5	109	0.95	129.0	"	"	3500	-	13	88	1.2
9.2	121	0.88	146.8	"	"	3500	-	11.5	97	1.1
28.5	45	3.2	47.59	<b>BS10-../D06LA4</b>	23	4050	-	34.5	37	3.9
24	53	2.8	57.12	"	"	4350	-	28.5	44.5	3.4
22.5	51	2.9	60.74	"	"	4550	-	27	42.5	3.5
19	66	2.4	71.96	"	"	5000	-	23	55	2.9
16.5	77	1.95	84.36	"	"	5300	-	19.5	65	2.3
13.5	81	2.0	103.4	"	"	5600	-	16	68	2.4
11.5	110	1.1	119.6	"	"	6000	-	14	90	1.35
10.5	104	1.6	130.3	"	"	6000	-	12.5	88	1.85
8.9	123	1.35	152.7	"	"	6000	-	11	100	1.65
7.2	152	1.1	188.6	"	"	6000	-	8.6	127	1.35
6.3	174	1.05	216.6	"	"	6000	-	7.5	146	1.25
5.4	200	0.9	254.0	<b>BS10Z-../D06LA4</b>	24	6000	-	6.4	171	1.05
4.5	235	0.81	302.5	"	"	6000	-	5.4	197	0.96
13	87	3.1	106.3	<b>BS20-../D06LA4</b>	34	7600	-	15.5	73	3.7
11	103	2.6	127.3	"	"	8000	-	13	87	3.1
8.5	133	2.1	159.4	"	"	8000	-	10.5	108	2.5
7.4	153	1.85	183.0	"	"	8000	-	8.9	127	2.2
6.0	183	1.6	225.6	"	"	8000	-	7.2	152	1.9
5.3	205	1.45	257.8	<b>BS20Z-../D06LA4</b>	35	8000	-	6.3	174	1.7
4.5	240	1.25	300.1	"	"	8000	-	5.4	200	1.5
3.8	280	1.15	359.9	"	"	8000	-	4.6	230	1.4
3.2	325	1.0	430.8	"	"	8000	-	3.8	275	1.2
2.6	360	1.0	539.7	"	"	8000	-	3.1	300	1.2
6.3	180	2.9	216.4	<b>BS30-../D06LA4</b>	51	10000	-	7.5	151	3.4
5.2	215	2.6	261.6	<b>BS30Z-../D06LA4</b>	54	10000	-	6.2	182	3.1
4.5	245	2.4	306.6	"	"	10000	-	5.3	210	2.8
3.8	330	1.2	359.6	"	"	10000	-	4.6	275	1.45
3.5	315	1.85	390.2	"	"	10000	-	4.2	265	2.2
3.0	365	1.65	457.3	"	"	10000	-	3.6	305	1.95
2.6	420	1.45	539.3	"	"	10000	-	3.1	350	1.7
2.1	490	1.2	651.0	"	"	10000	-	2.5	410	1.4
1.7	580	0.82	804.1	"	"	10000	-	2.1	470	1.0
4.7	270	2.6	287.7	<b>BS40Z-../D06LA4</b>	68	15000	-	5.7	220	3.3
3.1	345	2.9	446.8	"	"	15000	-	3.7	290	3.4
2.6	415	2.7	520.8	"	"	15000	-	3.2	335	3.3
2.3	455	2.0	612.1	"	"	15000	-	2.7	385	2.4
1.9	540	1.4	736.5	"	"	15000	-	2.2	465	1.65
1.5	670	1.1	908.2	"	"	15000	-	1.8	560	1.35
1.4	850	1.05	965.5	<b>BS40G10-../D06LA4</b>	73	15000	-	1.7	700	1.25
1.2	1000	0.88	1180	"	"	15000	-	1.4	850	1.05

# BS-series worm-geared motors

## Selection - worm-geared motors DHE - IE2

P = 0.25 kW

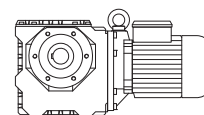


50 Hz			i	Type	m	F <sub>RN</sub>	F <sub>RV</sub>	60 Hz		
n <sub>2</sub> 1/min	M <sub>2</sub> Nm	f <sub>B</sub>						n <sub>2</sub> 1/min	M <sub>2</sub> Nm	f <sub>B</sub>
295	7.1	2.1	4.60	<b>BS02-../D05LA4</b>	5.3	1000	-	355	5.9	2.5
250	8.4	2.4	5.40	"	"	1000	-	300	7.0	2.9
200	10.2	2.5	6.75	"	"	1000	-	240	8.5	2.9
164	12.2	2.0	8.25	"	"	1100	-	197	10.1	2.5
127	15.4	1.6	10.67	"	"	1250	-	152	12.8	1.95
100	18.6	1.35	13.50	"	"	1250	-	120	15.5	1.6
75	23.5	1.05	18.00	"	"	1250	-	90	19.6	1.3
62	26.5	0.94	22.00	"	"	1250	-	74	22.5	1.1
50	30	0.83	27.00	"	"	1250	-	60	25	1.0
100	18.6	3.0	13.50	<b>BS03-../D05LA4</b>	5.4	1600	-	120	15.5	3.5
72	25	2.2	19.00	"	"	1950	-	86	21	2.6
54	30.5	1.8	25.00	"	"	1950	-	65	25	2.2
41	35.5	1.55	33.00	"	"	1950	-	49.5	29	1.9
35	43.5	1.25	39.00	"	"	1950	-	42	36	1.55
27	51	1.1	50.00	"	"	1950	-	32.5	42.5	1.3
22	57	0.84	62.00	"	"	1950	-	26.5	47.5	1.0
225	8.2	3.2	6.13	<b>BS04-../D05LA4</b>	5.8	1320	-	265	7.0	3.7
152	12.2	2.5	8.93	"	"	1500	-	182	10.2	2.9
126	14.7	2.2	10.73	"	"	1600	-	151	12.3	2.6
104	17.6	1.9	13.09	"	"	1760	-	124	14.8	2.2
83	22	1.6	16.31	"	"	1970	-	100	18.3	1.9
65	27.5	1.35	20.96	"	"	2100	-	78	23	1.6
56	32	1.05	24.25	"	"	2250	-	67	27	1.25
52	32.5	1.15	26.21	"	"	2250	-	62	27	1.4
43	38.5	0.99	31.50	"	"	2250	-	52	32	1.2
35.5	46	0.8	38.42	"	"	2250	-	42.5	38.5	0.96
82	23	3.1	16.56	<b>BS06-../D05LA4</b>	10	2400	-	98	19.4	3.7
69	27.5	2.7	19.82	"	"	2500	-	82	23	3.3
56	34	2.3	24.25	"	"	2600	-	67	28.5	2.7
52	33.5	2.3	26.21	"	"	3000	-	62	28	2.8
43	40.5	2.0	31.50	"	"	3200	-	52	33.5	2.4
33	52	1.65	41.29	"	"	3500	-	39.5	43.5	2.0
28	61	1.45	48.60	"	"	3500	-	33.5	51	1.75
23.5	72	1.25	58.15	"	"	3500	-	28	60	1.5
21.5	75	1.05	64.06	"	"	3500	-	25.5	63	1.25
19	89	1.05	71.18	"	"	3500	-	23	73	1.3
18	88	0.97	77.00	"	"	3500	-	21.5	74	1.15
15	111	0.88	90.00	"	"	3500	-	18	92	1.05
13.5	122	0.82	103.1	"	"	3500	-	16	102	0.98
40.5	44.5	3.0	33.55	<b>BS10-../D06LA4</b>	23	3550	-	48.5	37	3.6
34	52	2.7	39.96	"	"	3800	-	41	43.5	3.2
28.5	62	2.3	47.59	"	"	4050	-	34.5	51	2.8
24	73	2.1	57.12	"	"	4350	-	28.5	61	2.5
22.5	71	2.1	60.74	"	"	4550	-	27	59	2.5
19	92	1.75	71.96	"	"	5000	-	23	76	2.1
16.5	107	1.4	84.36	"	"	5300	-	19.5	90	1.65
13.5	113	1.4	103.4	"	"	5600	-	16	95	1.7
10.5	145	1.15	130.3	"	"	6000	-	12.5	122	1.35
8.9	171	0.96	152.7	"	"	6000	-	11	138	1.2
7.2	210	0.81	188.6	"	"	6000	-	8.6	177	0.96
19.5	91	3.3	70.30	<b>BS20-../D06LA4</b>	34	6300	-	23.5	76	3.9
18	87	3.1	76.18	"	"	6600	-	21.5	73	3.7
15.5	101	2.7	88.67	"	"	7000	-	18.5	85	3.2
13	121	2.2	106.3	"	"	7600	-	15.5	101	2.7
11	143	1.9	127.3	"	"	8000	-	13	121	2.2
8.5	185	1.5	159.4	"	"	8000	-	10.5	150	1.85
7.4	210	1.35	183.0	"	"	8000	-	8.9	177	1.6
6.0	250	1.15	225.6	"	"	8000	-	7.2	210	1.4
5.3	285	1.05	257.8	<b>BS20Z-../D06LA4</b>	35	8000	-	6.3	240	1.25
4.5	330	0.91	300.1	"	"	8000	-	5.4	275	1.1
3.8	385	0.83	359.9	"	"	8000	-	4.6	320	1.0

# BS-series worm-geared motors

## Selection - worm-geared motors DHE - IE2

**P = 0.25 kW**



50 Hz			i	Type	m	F <sub>RN</sub>	F <sub>RV</sub>	60 Hz		
n <sub>2</sub> 1/min	M <sub>2</sub> Nm	f <sub>B</sub>						n <sub>2</sub> 1/min	M <sub>2</sub> Nm	f <sub>B</sub>
9.0	177	3.1	151.1	BS30-../D06LA4	51	9500	-	11	145	3.7
7.3	215	2.5	186.7	"	"	10000	-	8.7	181	3.0
6.3	250	2.1	216.4	"	"	10000	-	7.5	210	2.5
5.2	300	1.85	261.6	BS30Z-../D06LA4	54	10000	-	6.2	250	2.2
4.5	340	1.7	306.6	"	"	10000	-	5.3	290	2.0
3.8	460	0.86	359.6	"	"	10000	-	4.6	380	1.05
3.5	440	1.35	390.2	"	"	10000	-	4.2	365	1.6
3.0	500	1.2	457.3	"	"	10000	-	3.6	420	1.45
2.6	580	1.05	539.3	"	"	10000	-	3.1	490	1.2
2.1	680	0.85	651.0	"	"	10000	-	2.5	570	1.0
6.9	255	2.7	197.1	BS40Z-../D06LA4	68	15000	-	8.3	210	3.3
5.5	270	3.3	249.6	"	"	15000	-	6.5	230	3.9
4.7	375	1.9	287.7	"	"	15000	-	5.7	305	2.3
4.5	330	3.2	302.1	"	"	15000	-	5.4	275	3.9
3.8	395	2.7	356.8	"	"	15000	-	4.6	325	3.3
3.1	485	2.0	446.8	"	"	15000	-	3.7	405	2.4
2.6	570	1.95	520.8	"	"	15000	-	3.2	470	2.3
2.3	630	1.45	612.1	"	"	15000	-	2.7	530	1.7
1.9	750	1.0	736.5	"	"	15000	-	2.2	650	1.15
1.5	930	0.8	908.2	"	"	15000	-	1.8	780	0.95

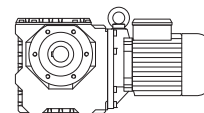
**P = 0.3 kW**

50 Hz			i	Type	m	F <sub>RN</sub>	F <sub>RV</sub>	60 Hz		
n <sub>2</sub> 1/min	M <sub>2</sub> Nm	f <sub>B</sub>						n <sub>2</sub> 1/min	M <sub>2</sub> Nm	f <sub>B</sub>
295	8.5	1.75	4.60	BS02-../D07LA4	9.3	1000	-	355	7.1	2.1
250	10	2.0	5.40	"	"	1000	-	300	8.4	2.4
200	12.3	2.0	6.75	"	"	1000	-	240	10.2	2.5
164	14.6	1.7	8.25	"	"	1100	-	197	12.2	2.0
127	18.4	1.35	10.67	"	"	1250	-	152	15.4	1.6
100	22	1.15	13.50	"	"	1250	-	120	18.6	1.35
75	28	0.89	18.00	"	"	1250	-	90	23.5	1.05
100	22	2.5	13.50	BS03-../D07LA4	9.4	1600	-	120	18.6	3.0
72	30	1.85	19.00	"	"	1950	-	86	25	2.2
54	36.5	1.5	25.00	"	"	1950	-	65	30	1.85
41	42.5	1.3	33.00	"	"	1950	-	49.5	35	1.55
35	52	1.05	39.00	"	"	1950	-	42	43.5	1.25
27	61	0.9	50.00	"	"	1950	-	32.5	51	1.1
225	9.9	2.6	6.13	BS04-../D07LA4	9.8	1320	-	265	8.4	3.1
152	14.7	2.0	8.93	"	"	1500	-	182	12.2	2.5
126	17.7	1.8	10.73	"	"	1600	-	151	14.7	2.2
104	21	1.55	13.09	"	"	1760	-	124	17.7	1.85
83	26.5	1.3	16.31	"	"	1970	-	100	22	1.6
65	33	1.1	20.96	"	"	2100	-	78	27.5	1.35
56	38.5	0.88	24.25	"	"	2250	-	67	32	1.05
52	39	0.97	26.21	"	"	2250	-	62	32.5	1.15
43	46.5	0.82	31.50	"	"	2250	-	52	38.5	0.99
96	24	2.8	14.07	BS06-../D07LA4	14	2200	-	116	20	3.4
82	27.5	2.6	16.56	"	"	2400	-	98	23	3.1
69	33	2.3	19.82	"	"	2500	-	82	27.5	2.7
56	40.5	1.9	24.25	"	"	2600	-	67	34	2.3
52	40	1.95	26.21	"	"	3000	-	62	33.5	2.3
43	48.5	1.65	31.50	"	"	3200	-	52	40	2.0
33	62	1.4	41.29	"	"	3500	-	39.5	52	1.65
28	73	1.2	48.60	"	"	3500	-	33.5	61	1.45
23.5	86	1.05	58.15	"	"	3500	-	28	72	1.25
21.5	90	0.89	64.06	"	"	3500	-	25.5	76	1.05
19	107	0.88	71.18	"	"	3500	-	23	88	1.05
18	106	0.8	77.00	"	"	3500	-	21.5	89	0.96

# BS-series worm-geared motors

## Selection - worm-geared motors DHE - IE2

P = 0.3 kW



50 Hz			i	Type	m	F <sub>RN</sub>	F <sub>RV</sub>	60 Hz		
n <sub>2</sub> 1/min	M <sub>2</sub> Nm	f <sub>B</sub>						n <sub>2</sub> 1/min	M <sub>2</sub> Nm	f <sub>B</sub>
52	42.5	3.1	26.42	BS10-../D07LA4	26	3250	-	62	36	3.6
40.5	53	2.5	33.55	"	"	3550	-	48.5	44.5	3.0
34	63	2.2	39.96	"	"	3800	-	41	52	2.7
28.5	75	1.95	47.59	"	"	4050	-	34.5	62	2.3
24	88	1.7	57.12	"	"	4350	-	28.5	74	2.0
22.5	85	1.75	60.74	"	"	4550	-	27	71	2.1
19	111	1.45	71.96	"	"	5000	-	23	92	1.75
16.5	128	1.15	84.36	"	"	5300	-	19.5	108	1.4
13.5	135	1.2	103.4	"	"	5600	-	16	114	1.4
10.5	174	0.94	130.3	"	"	6000	-	12.5	146	1.1
8.9	205	0.8	152.7	"	"	6000	-	11	166	0.99
23	93	3.0	58.74	BS20-../D07LA4	36	5900	-	28	76	3.7
19.5	110	2.7	70.30	"	"	6300	-	23.5	91	3.3
18	105	2.6	76.18	"	"	6600	-	21.5	87	3.1
15.5	121	2.2	88.67	"	"	7000	-	18.5	102	2.6
13	145	1.85	106.3	"	"	7600	-	15.5	121	2.2
11	171	1.6	127.3	"	"	8000	-	13	145	1.85
8.5	220	1.25	159.4	"	"	8000	-	10.5	180	1.55
7.4	255	1.1	183.0	"	"	8000	-	8.9	210	1.35
6.0	305	0.95	225.6	"	"	8000	-	7.2	250	1.15
5.3	345	0.86	257.8	BS20Z-../D07LA4	38	8000	-	6.3	290	1.0
16.5	133	3.1	83.48	BS30-../D07LA4	54	6800	-	19.5	113	3.6
11	177	2.9	125.2	"	"	8700	-	13	149	3.5
9.0	210	2.6	151.1	"	"	9500	-	11	174	3.1
7.3	255	2.1	186.7	"	"	10000	-	8.7	215	2.5
6.3	300	1.75	216.4	"	"	10000	-	7.5	250	2.1
5.2	360	1.55	261.6	BS30Z-../D07LA4	56	10000	-	6.2	300	1.85
4.5	410	1.4	306.6	"	"	10000	-	5.3	350	1.65
3.5	530	1.1	390.2	"	"	10000	-	4.2	440	1.35
3.0	610	0.98	457.3	"	"	10000	-	3.6	500	1.2
2.6	700	0.86	539.3	"	"	10000	-	3.1	590	1.0
6.9	305	2.3	197.1	BS40Z-../D07LA4	70	15000	-	8.3	255	2.7
5.5	325	2.8	249.6	"	"	15000	-	6.5	275	3.3
4.7	450	1.6	287.7	"	"	15000	-	5.7	370	1.95
4.5	400	2.7	302.1	"	"	15000	-	5.4	330	3.2
3.8	470	2.3	356.8	"	"	15000	-	4.6	390	2.8
3.1	580	1.7	446.8	"	"	15000	-	3.7	485	2.0
2.6	690	1.6	520.8	"	"	15000	-	3.2	560	1.95
2.3	750	1.2	612.1	"	"	15000	-	2.7	640	1.4
1.9	900	0.84	736.5	"	"	15000	-	2.2	780	0.97

P = 0.37 kW

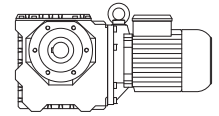
50 Hz			i	Type	m	F <sub>RN</sub>	F <sub>RV</sub>	60 Hz		
n <sub>2</sub> 1/min	M <sub>2</sub> Nm	f <sub>B</sub>						n <sub>2</sub> 1/min	M <sub>2</sub> Nm	f <sub>B</sub>
295	10.5	1.45	4.60	BS02-../D07LA4	9.3	1000	-	355	8.7	1.7
250	12.4	1.6	5.40	"	"	1000	-	300	10.3	1.95
200	15.1	1.65	6.75	"	"	1000	-	240	12.6	2.0
164	18	1.4	8.25	"	"	1100	-	197	15	1.65
127	22.5	1.1	10.67	"	"	1250	-	152	19	1.3
100	27.5	0.91	13.50	"	"	1250	-	120	22.5	1.1
100	27.5	2.0	13.50	BS03-../D07LA4	9.4	1600	-	120	22.5	2.4
72	37	1.5	19.00	"	"	1950	-	86	31	1.75
54	45	1.2	25.00	"	"	1950	-	65	37.5	1.45
41	52	1.05	33.00	"	"	1950	-	49.5	43.5	1.25
35	64	0.86	39.00	"	"	1950	-	42	53	1.05
225	12.2	2.1	6.13	BS04-../D07LA4	9.8	1320	-	265	10.4	2.5
152	18.1	1.65	8.93	"	"	1500	-	182	15.1	2.0



# BS-series worm-geared motors

## Selection - worm-geared motors DHE - IE2

**P = 0.37 kW**

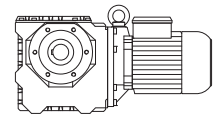


50 Hz			i	Type	m	F <sub>RN</sub>	F <sub>RV</sub>	60 Hz		
n <sub>2</sub> 1/min	M <sub>2</sub> Nm	f <sub>B</sub>						n <sub>2</sub> 1/min	M <sub>2</sub> Nm	f <sub>B</sub>
126	21.5	1.5	10.73	BS04-../D07LA4	"	1600	-	151	18.2	1.75
104	26	1.25	13.09	"	"	1760	-	124	21.5	1.55
83	32.5	1.1	16.31	"	"	1970	-	100	27	1.3
65	41	0.9	20.96	"	"	2100	-	78	34	1.1
152	18.8	3.3	8.93	BS06-../D07LA4	14	1710	-	182	15.7	3.9
126	22.5	2.9	10.73	"	"	1850	-	151	18.9	3.4
96	29.5	2.3	14.07	"	"	2200	-	116	24.5	2.8
82	34	2.1	16.56	"	"	2400	-	98	28.5	2.5
69	40.5	1.85	19.82	"	"	2500	-	82	34	2.2
56	50	1.55	24.25	"	"	2600	-	67	42	1.85
52	49.5	1.55	26.21	"	"	3000	-	62	41.5	1.85
43	59	1.35	31.50	"	"	3200	-	52	49.5	1.6
33	77	1.1	41.29	"	"	3500	-	39.5	64	1.35
28	90	0.98	48.60	"	"	3500	-	33.5	75	1.15
23.5	106	0.86	58.15	"	"	3500	-	28	89	1.0
63	44.5	2.8	21.61	BS10-../D07LA4	26	3000	-	75	37.5	3.3
52	53	2.5	26.42	"	"	3250	-	62	44	3.0
40.5	66	2.0	33.55	"	"	3550	-	48.5	55	2.5
34	77	1.8	39.96	"	"	3800	-	41	64	2.2
28.5	92	1.6	47.59	"	"	4050	-	34.5	76	1.9
24	108	1.4	57.12	"	"	4350	-	28.5	91	1.65
22.5	105	1.45	60.74	"	"	4550	-	27	87	1.7
19	137	1.15	71.96	"	"	5000	-	23	113	1.4
16.5	158	0.95	84.36	"	"	5300	-	19.5	134	1.1
13.5	167	0.96	103.4	"	"	5600	-	16	141	1.15
32.5	82	3.3	42.08	BS20-../D07LA4	36	5200	-	38.5	69	3.9
28	94	2.9	48.98	"	"	5500	-	33.5	79	3.4
27	87	3.1	50.44	"	"	5700	-	32.5	72	3.8
23	115	2.4	58.74	"	"	5900	-	28	94	3.0
19.5	135	2.2	70.30	"	"	6300	-	23.5	112	2.7
18	129	2.1	76.18	"	"	6600	-	21.5	108	2.5
15.5	150	1.8	88.67	"	"	7000	-	18.5	126	2.1
13	179	1.5	106.3	"	"	7600	-	15.5	150	1.8
11	210	1.3	127.3	"	"	8000	-	13	179	1.5
8.5	270	1.0	159.4	"	"	8000	-	10.5	220	1.25
7.4	315	0.89	183.0	"	"	8000	-	8.9	260	1.1
6.8	330	0.85	201.4	BS20Z-../D07LA4	38	8000	-	8.1	275	1.0
16.5	164	2.5	83.48	BS30-../D07LA4	54	6800	-	19.5	139	2.9
15	162	3.0	90.59	"	"	7700	-	18	135	3.6
13	184	2.8	106.2	"	"	8200	-	15.5	155	3.3
11	215	2.4	125.2	"	"	8700	-	13	184	2.8
9.0	260	2.1	151.1	"	"	9500	-	11	215	2.5
7.3	315	1.7	186.7	"	"	10000	-	8.7	265	2.0
6.3	370	1.4	216.4	"	"	10000	-	7.5	310	1.7
5.2	445	1.25	261.6	BS30Z-../D07LA4	56	10000	-	6.2	375	1.5
4.5	510	1.15	306.6	"	"	10000	-	5.3	430	1.35
3.5	650	0.91	390.2	"	"	10000	-	4.2	540	1.1
3.0	750	0.8	457.3	"	"	10000	-	3.6	620	0.97
6.9	375	1.85	197.1	BS40Z-../D07LA4	70	15000	-	8.3	315	2.2
5.5	400	2.3	249.6	"	"	15000	-	6.5	340	2.6
4.7	550	1.3	287.7	"	"	15000	-	5.7	455	1.55
4.5	490	2.2	302.1	"	"	15000	-	5.4	410	2.6
3.8	580	1.85	356.8	"	"	15000	-	4.6	480	2.3
3.1	710	1.4	446.8	"	"	15000	-	3.7	600	1.65
2.6	850	1.3	520.8	"	"	15000	-	3.2	690	1.6
2.3	930	0.98	612.1	"	"	15000	-	2.7	790	1.15

# BS-series worm-geared motors

## Selection - worm-geared motors DHE - IE2

P = 0.55 kW

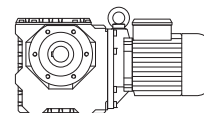


50 Hz			i	Type	m	F <sub>RN</sub>	F <sub>RV</sub>	60 Hz		
n <sub>2</sub> 1/min	M <sub>2</sub> Nm	f <sub>B</sub>						n <sub>2</sub> 1/min	M <sub>2</sub> Nm	f <sub>B</sub>
305	15.1	2.6	4.60	<b>BS03-../D08MA4</b>	10	1070	-	370	12.4	3.2
235	19.6	2.2	6.00	"	"	1170	-	280	16.5	2.7
175	25.5	1.9	8.00	"	"	1320	-	210	21.5	2.2
140	31.5	1.65	10.00	"	"	1450	-	168	26	2.0
104	39	1.4	13.50	"	"	1600	-	125	32.5	1.7
74	53	1.05	19.00	"	"	1950	-	89	44.5	1.25
56	64	0.86	25.00	"	"	1950	-	68	53	1.05
210	20	2.8	6.67	<b>BS06-../D08MA4</b>	16	1550	-	255	16.6	3.4
157	27	2.3	8.93	"	"	1710	-	189	22.5	2.8
131	32	2.0	10.73	"	"	1850	-	157	27	2.4
100	42.5	1.6	14.07	"	"	2200	-	120	35	1.95
85	49	1.45	16.56	"	"	2400	-	102	41	1.75
71	59	1.25	19.82	"	"	2500	-	85	49	1.55
58	72	1.05	24.25	"	"	2600	-	70	60	1.3
54	71	1.1	26.21	"	"	3000	-	65	58	1.35
44.5	86	0.93	31.50	"	"	3200	-	54	71	1.15
113	37	2.9	12.49	<b>BS10-../D08MA4</b>	27	2400	-	135	31	3.5
83	50	2.4	16.92	"	"	2700	-	100	42	2.9
65	64	1.95	21.61	"	"	3000	-	78	53	2.4
53	77	1.7	26.42	"	"	3250	-	64	64	2.0
46	78	1.65	30.63	"	"	3550	-	55	65	2.0
42	95	1.4	33.55	"	"	3550	-	51	78	1.75
35.5	110	1.25	39.96	"	"	3800	-	42.5	92	1.5
29.5	133	1.1	47.59	"	"	4050	-	35.5	110	1.3
25	155	0.97	57.12	"	"	4350	-	29.5	131	1.15
23.5	149	1.0	60.74	"	"	4550	-	28	125	1.2
19.5	199	0.8	71.96	"	"	5000	-	23.5	165	0.97
51	80	3.1	27.86	<b>BS20-../D08MA4</b>	37	4450	-	61	67	3.7
46	82	3.0	30.63	"	"	4750	-	55	68	3.7
43	94	2.9	32.87	"	"	4750	-	52	77	3.5
35	108	2.4	40.25	"	"	5300	-	42	90	2.9
33.5	119	2.3	42.08	"	"	5200	-	40	99	2.7
29	135	2.0	48.98	"	"	5500	-	34.5	114	2.4
28	125	2.2	50.44	"	"	5700	-	33.5	105	2.6
24	164	1.7	58.74	"	"	5900	-	29	135	2.1
20	196	1.55	70.30	"	"	6300	-	24	164	1.85
18.5	187	1.45	76.18	"	"	6600	-	22.5	154	1.75
16	215	1.25	88.67	"	"	7000	-	19	182	1.5
13.5	255	1.05	106.3	"	"	7600	-	16	215	1.25
11	315	0.86	127.3	"	"	8000	-	13.5	255	1.05
28	144	3.1	50.04	<b>BS30-../D08MA4</b>	55	5900	-	34	118	3.8
24	168	2.7	58.64	"	"	6900	-	29	139	3.3
20	183	2.6	71.17	"	"	7000	-	24	153	3.1
17	235	1.75	83.48	"	"	6800	-	20.5	197	2.1
15.5	230	2.1	90.59	"	"	7700	-	19	190	2.6
13.5	260	1.95	106.2	"	"	8200	-	16	220	2.3
11.5	310	1.7	125.2	"	"	8700	-	13.5	260	2.0
9.3	375	1.45	151.1	"	"	9500	-	11.5	305	1.75
7.5	460	1.2	186.7	"	"	10000	-	9.0	385	1.4
6.5	530	0.98	216.4	"	"	10000	-	7.8	440	1.2
5.4	640	0.88	261.6	<b>BS30Z-../D08MA4</b>	58	10000	-	6.5	530	1.05
11.5	305	3.2	126.0	<b>BS40-../D08MA4</b>	68	14900	-	13.5	260	3.8
9.5	355	2.7	148.1	"	"	15000	-	11.5	295	3.3
7.9	430	1.9	178.2	"	"	15000	-	9.5	355	2.3
6.4	510	1.55	219.7	"	"	15000	-	7.7	425	1.85
5.7	580	1.55	249.6	<b>BS40Z-../D08MA4</b>	71	15000	-	6.8	485	1.85
4.9	790	0.91	287.7	"	"	15000	-	5.9	650	1.1
4.7	700	1.55	302.1	"	"	15000	-	5.6	590	1.8
4.0	820	1.3	356.8	"	"	15000	-	4.8	680	1.6
3.2	1030	0.96	446.8	"	"	15000	-	3.8	870	1.15
2.7	1220	0.9	520.8	"	"	15000	-	3.3	1000	1.1

# BS-series worm-geared motors

## Selection - worm-geared motors DHE - IE2

**P = 0.75 kW**

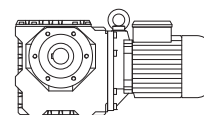


50 Hz			i	Type	m	F <sub>RN</sub>	F <sub>RV</sub>	60 Hz		
n <sub>2</sub> 1/min	M <sub>2</sub> Nm	f <sub>B</sub>						n <sub>2</sub> 1/min	M <sub>2</sub> Nm	f <sub>B</sub>
310	20	2.0	4.60	BS03-../DHE08XA4	13	1070	-	375	16.8	2.4
240	26	1.7	6.00	"	"	1170	-	285	22	2.0
178	34.5	1.4	8.00	"	"	1320	-	215	28.5	1.7
142	42	1.25	10.00	"	"	1450	-	171	35	1.5
106	52	1.05	13.50	"	"	1600	-	127	43.5	1.25
215	26.5	2.1	6.67	BS06-../DHE08XA4	18	1550	-	260	22	2.5
160	36	1.7	8.93	"	"	1710	-	192	30	2.1
133	43.5	1.5	10.73	"	"	1850	-	160	36	1.8
101	57	1.2	14.07	"	"	2200	-	122	47.5	1.45
86	66	1.1	16.56	"	"	2400	-	104	55	1.3
72	79	0.95	19.82	"	"	2500	-	87	65	1.15
55	95	0.81	26.21	"	"	3000	-	66	79	0.97
114	50	2.2	12.49	BS10-../DHE08XA4	30	2400	-	137	41.5	2.6
84	68	1.75	16.92	"	"	2700	-	102	56	2.1
66	86	1.45	21.61	"	"	3000	-	80	71	1.75
54	103	1.25	26.42	"	"	3250	-	65	85	1.55
46.5	106	1.25	30.63	"	"	3550	-	56	88	1.5
42.5	128	1.05	33.55	"	"	3550	-	51	106	1.25
36	149	0.94	39.96	"	"	3800	-	43	124	1.15
30	179	0.81	47.59	"	"	4050	-	36	149	0.97
84	69	3.2	16.92	BS20-../DHE08XA4	40	3700	-	102	56	3.9
64	90	2.6	22.23	"	"	4100	-	77	75	3.1
51	109	2.3	27.86	"	"	4450	-	62	90	2.8
46.5	110	2.3	30.63	"	"	4750	-	56	92	2.7
43.5	126	2.1	32.87	"	"	4750	-	53	104	2.6
35.5	145	1.8	40.25	"	"	5300	-	42.5	121	2.1
34	160	1.7	42.08	"	"	5200	-	41	132	2.0
28.5	168	1.6	50.44	"	"	5700	-	34	141	1.9
24.5	215	1.3	58.74	"	"	5900	-	29.5	182	1.55
20.5	260	1.15	70.30	"	"	6300	-	24.5	215	1.4
19	245	1.1	76.18	"	"	6600	-	22.5	210	1.3
16.5	285	0.95	88.67	"	"	7000	-	19.5	240	1.15
42.5	138	3.0	33.55	BS30-../DHE08XA4	57	5200	-	51	115	3.7
37.5	143	2.9	37.92	"	"	5500	-	45.5	118	3.6
36.5	158	2.7	39.31	"	"	5500	-	44	131	3.3
28.5	193	2.3	50.04	"	"	5900	-	34.5	159	2.8
24.5	225	2.0	58.64	"	"	6900	-	29.5	186	2.5
20	250	1.9	71.17	"	"	7000	-	24.5	200	2.4
17.5	315	1.3	83.48	"	"	6800	-	20.5	265	1.55
16	305	1.6	90.59	"	"	7700	-	19	260	1.9
13.5	360	1.4	106.2	"	"	8200	-	16.5	295	1.75
11.5	420	1.25	125.2	"	"	8700	-	14	345	1.5
9.4	510	1.05	151.1	"	"	9500	-	11.5	415	1.3
7.7	610	0.89	186.7	"	"	10000	-	9.2	510	1.05
20.5	265	2.8	69.60	BS40-../DHE08XA4	70	11800	-	25	220	3.4
16.5	295	3.1	86.33	"	"	12900	-	20	245	3.7
13.5	355	2.7	108.1	"	"	14000	-	16	295	3.2
11.5	415	2.4	126.0	"	"	14900	-	14	340	2.9
9.6	480	2.0	148.1	"	"	15000	-	12	385	2.5
8.0	580	1.4	178.2	"	"	15000	-	9.6	480	1.7
6.5	690	1.15	219.7	"	"	15000	-	7.8	570	1.4
5.7	790	1.15	249.6	BS40Z-../DHE08XA4	74	15000	-	6.9	650	1.4
4.8	940	1.15	302.1	"	"	15000	-	5.7	790	1.35
4.0	1120	0.96	356.8	"	"	15000	-	4.8	940	1.15

# BS-series worm-geared motors

## Selection - worm-geared motors DHE - IE2

P = 1.1 kW



50 Hz			i	Type	m	F <sub>RN</sub>	F <sub>RV</sub>	60 Hz		
n <sub>2</sub> 1/min	M <sub>2</sub> Nm	f <sub>B</sub>						n <sub>2</sub> 1/min	M <sub>2</sub> Nm	f <sub>B</sub>
116	72	1.5	12.49	BS10-../DHE09LA4	36	2400	-	140	60	1.8
86	97	1.25	16.92	"	"	2700	-	103	81	1.5
67	125	1.0	21.61	"	"	3000	-	81	103	1.2
55	148	0.88	26.42	"	"	3250	-	66	124	1.05
47.5	152	0.86	30.63	"	"	3550	-	57	127	1.0
113	75	2.7	12.77	BS20-../DHE09LA4	46	3350	-	137	62	3.2
86	98	2.2	16.92	"	"	3700	-	103	82	2.7
65	130	1.75	22.23	"	"	4100	-	79	107	2.1
52	157	1.6	27.86	"	"	4450	-	63	130	1.9
47.5	159	1.55	30.63	"	"	4750	-	57	132	1.9
44	183	1.5	32.87	"	"	4750	-	53	152	1.8
36	210	1.25	40.25	"	"	5300	-	43.5	173	1.5
34.5	230	1.15	42.08	"	"	5200	-	41.5	192	1.4
29	240	1.15	50.44	"	"	5700	-	34.5	200	1.35
25	315	0.89	58.74	"	"	5900	-	30	260	1.1
69	126	3.0	20.94	BS30-../DHE09LA4	64	4300	-	84	103	3.7
54	161	2.5	27.07	"	"	4750	-	65	134	3.0
47.5	165	2.4	30.63	"	"	5000	-	57	138	2.9
43	200	2.1	33.55	"	"	5200	-	52	165	2.5
38	205	2.0	37.92	"	"	5500	-	46	171	2.5
37	225	1.9	39.31	"	"	5500	-	44.5	191	2.3
29	275	1.65	50.04	"	"	5900	-	35	230	1.95
25	320	1.45	58.64	"	"	6900	-	30	265	1.75
20.5	355	1.35	71.17	"	"	7000	-	24.5	300	1.6
17.5	460	0.89	83.48	"	"	6800	-	21	385	1.05
16	450	1.1	90.59	"	"	7700	-	19.5	370	1.3
14	510	1.0	106.2	"	"	8200	-	16.5	430	1.2
12	590	0.88	125.2	"	"	8700	-	14	510	1.0
30.5	265	3.1	47.69	BS40-../DHE09LA4	77	9600	-	36.5	220	3.8
24	310	2.8	60.38	"	"	11200	-	29	255	3.4
21	385	1.95	69.60	"	"	11800	-	25	320	2.3
20	365	2.4	73.09	"	"	12100	-	24	305	2.9
17	425	2.1	86.33	"	"	12900	-	20.5	350	2.6
13.5	520	1.85	108.1	"	"	14000	-	16.5	425	2.2
11.5	610	1.6	126.0	"	"	14900	-	14	500	1.95
9.8	690	1.4	148.1	"	"	15000	-	12	560	1.75
8.1	840	0.98	178.2	"	"	15000	-	9.8	690	1.2

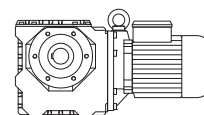
P = 1.5 kW

50 Hz			i	Type	m	F <sub>RN</sub>	F <sub>RV</sub>	60 Hz		
n <sub>2</sub> 1/min	M <sub>2</sub> Nm	f <sub>B</sub>						n <sub>2</sub> 1/min	M <sub>2</sub> Nm	f <sub>B</sub>
116	98	1.1	12.49	BS10-../DHE09XA4	40	2400	-	140	81	1.35
86	133	0.9	16.92	"	"	2700	-	103	111	1.1
113	102	1.95	12.77	BS20-../DHE09XA4	50	3350	-	137	84	2.4
86	134	1.65	16.92	"	"	3700	-	103	112	1.95
65	178	1.3	22.23	"	"	4100	-	79	146	1.6
52	210	1.2	27.86	"	"	4450	-	63	177	1.4
47.5	215	1.15	30.63	"	"	4750	-	57	180	1.4
44	250	1.1	32.87	"	"	4750	-	53	205	1.3
36	285	0.91	40.25	"	"	5300	-	43.5	235	1.1
34.5	315	0.86	42.08	"	"	5200	-	41.5	260	1.05
29	330	0.82	50.44	"	"	5700	-	34.5	275	0.98
109	109	3.0	13.29	BS30-../DHE09XA4	68	3600	-	131	90	3.7
86	138	2.6	16.92	"	"	3950	-	103	115	3.1
69	172	2.2	20.94	"	"	4300	-	84	141	2.7
54	220	1.8	27.07	"	"	4750	-	65	182	2.2
47.5	225	1.8	30.63	"	"	5000	-	57	188	2.1

# BS-series worm-geared motors

## Selection - worm-geared motors DHE - IE2

**P = 1.5 kW**



50 Hz			i	Type	m	F <sub>RN</sub>	F <sub>RV</sub>	60 Hz		
n <sub>2</sub> 1/min	M <sub>2</sub> Nm	f <sub>B</sub>						n <sub>2</sub> 1/min	M <sub>2</sub> Nm	f <sub>B</sub>
43	270	1.55	33.55	<b>BS30-../DHE09XA4</b>	"	5200	-	52	225	1.85
38	280	1.5	37.92	"	"	5500	-	46	230	1.85
37	310	1.4	39.31	"	"	5500	-	44.5	260	1.65
29	380	1.2	50.04	"	"	5900	-	35	315	1.45
25	440	1.05	58.64	"	"	6900	-	30	365	1.25
20.5	485	0.99	71.17	"	"	7000	-	24.5	405	1.2
16	610	0.8	90.59	"	"	7700	-	19.5	500	0.98
43.5	260	3.0	33.35	<b>BS40-../DHE09XA4</b>	81	8300	-	53	215	3.6
38	275	2.8	38.13	"	"	9400	-	46	225	3.5
36	310	2.6	40.37	"	"	9000	-	43.5	260	3.1
30.5	365	2.3	47.69	"	"	9600	-	36.5	305	2.7
24	420	2.0	60.38	"	"	11200	-	29	350	2.5
21	520	1.45	69.60	"	"	11800	-	25	440	1.7
20	500	1.75	73.09	"	"	12100	-	24	415	2.1
17	580	1.55	86.33	"	"	12900	-	20.5	480	1.9
13.5	710	1.35	108.1	"	"	14000	-	16.5	580	1.65
11.5	830	1.2	126.0	"	"	14900	-	14	680	1.45
9.8	950	1.0	148.1	"	"	15000	-	12	770	1.25

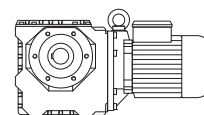
**P = 2.2 kW**

50 Hz			i	Type	m	F <sub>RN</sub>	F <sub>RV</sub>	60 Hz		
n <sub>2</sub> 1/min	M <sub>2</sub> Nm	f <sub>B</sub>						n <sub>2</sub> 1/min	M <sub>2</sub> Nm	f <sub>B</sub>
113	150	1.35	12.77	<b>BS20-../DHE09XA4C</b>	53	3350	-	137	124	1.6
86	197	1.1	16.92	"	"	3700	-	103	165	1.35
65	260	0.88	22.23	"	"	4100	-	79	215	1.05
109	159	2.1	13.29	<b>BS30-../DHE09XA4C</b>	71	3600	-	131	133	2.5
86	200	1.8	16.92	"	"	3950	-	103	169	2.1
69	250	1.5	20.94	"	"	4300	-	84	205	1.85
54	320	1.25	27.07	"	"	4750	-	65	265	1.5
47.5	330	1.2	30.63	"	"	5000	-	57	275	1.45
43	400	1.05	33.55	"	"	5200	-	52	330	1.25
38	410	1.0	37.92	"	"	5500	-	46	340	1.25
37	455	0.95	39.31	"	"	5500	-	44.5	380	1.15
29	550	0.82	50.04	"	"	5900	-	35	460	0.98
86	205	3.3	16.92	<b>BS40-../DHE09XA4C</b>	84	6400	-	103	173	3.9
69	245	2.9	21.06	"	"	6900	-	83	205	3.5
56	305	2.4	26.18	"	"	7500	-	67	255	2.9
47.5	325	2.3	30.63	"	"	8700	-	57	270	2.8
43.5	385	2.0	33.35	"	"	8300	-	53	315	2.5
38	400	1.95	38.13	"	"	9400	-	46	330	2.4
36	460	1.75	40.37	"	"	9000	-	43.5	380	2.1
30.5	530	1.55	47.69	"	"	9600	-	36.5	445	1.85
24	620	1.4	60.38	"	"	11200	-	29	510	1.7
21	770	0.97	69.60	"	"	11800	-	25	640	1.15
20	730	1.2	73.09	"	"	12100	-	24	610	1.45
17	850	1.05	86.33	"	"	12900	-	20.5	700	1.3
13.5	1040	0.91	108.1	"	"	14000	-	16.5	850	1.1
11.5	1220	0.8	126.0	"	"	14900	-	14	1000	0.98

# BS-series worm-geared motors

## Selection - worm-geared motors DHE - IE2

**P = 3 kW**



50 Hz			i	Type	m kg	F <sub>RN</sub> N	F <sub>RV</sub> N	60 Hz		
n <sub>2</sub> 1/min	M <sub>2</sub> Nm	f <sub>B</sub>						n <sub>2</sub> 1/min	M <sub>2</sub> Nm	f <sub>B</sub>
109	215	1.55	13.29	BS30-../DHE11MA4	77	3600	-	131	181	1.85
86	275	1.3	16.92	"	"	3950	-	103	230	1.55
69	340	1.1	20.94	"	"	4300	-	84	280	1.35
54	440	0.91	27.07	"	"	4750	-	65	365	1.1
47.5	450	0.89	30.63	"	"	5000	-	57	375	1.05
111	215	2.9	13.03	BS40-../DHE11MA4	95	5800	-	134	181	3.4
86	280	2.4	16.92	"	"	6400	-	103	235	2.9
69	340	2.1	21.06	"	"	6900	-	83	280	2.5
56	415	1.8	26.18	"	"	7500	-	67	350	2.1
47.5	445	1.7	30.63	"	"	8700	-	57	370	2.0
43.5	520	1.5	33.35	"	"	8300	-	53	430	1.8
38	550	1.4	38.13	"	"	9400	-	46	450	1.75
36	620	1.3	40.37	"	"	9000	-	43.5	520	1.55
30.5	730	1.15	47.69	"	"	9600	-	36.5	610	1.35
24	840	1.0	60.38	"	"	11200	-	29	700	1.25
20	1000	0.88	73.09	"	"	12100	-	24	830	1.05

**P = 4 kW**

50 Hz			i	Type	m kg	F <sub>RN</sub> N	F <sub>RV</sub> N	60 Hz		
n <sub>2</sub> 1/min	M <sub>2</sub> Nm	f <sub>B</sub>						n <sub>2</sub> 1/min	M <sub>2</sub> Nm	f <sub>B</sub>
109	290	1.15	13.29	BS30-../DHE11LA4	89	3600	-	131	240	1.4
86	365	0.99	16.92	"	"	3950	-	103	305	1.2
69	455	0.84	20.94	"	"	4300	-	84	375	1.0
111	290	2.1	13.03	BS40-../DHE11LA4	107	5800	-	134	240	2.6
86	375	1.8	16.92	"	"	6400	-	103	315	2.1
69	450	1.6	21.06	"	"	6900	-	83	375	1.9
56	550	1.35	26.18	"	"	7500	-	67	465	1.6
47.5	590	1.25	30.63	"	"	8700	-	57	495	1.5
43.5	700	1.1	33.35	"	"	8300	-	53	570	1.35
38	730	1.05	38.13	"	"	9400	-	46	600	1.3
36	830	0.96	40.37	"	"	9000	-	43.5	690	1.15
30.5	970	0.86	47.69	"	"	9600	-	36.5	810	1.0

**P = 5.5 kW**

50 Hz			i	Type	m kg	F <sub>RN</sub> N	F <sub>RV</sub> N	60 Hz		
n <sub>2</sub> 1/min	M <sub>2</sub> Nm	f <sub>B</sub>						n <sub>2</sub> 1/min	M <sub>2</sub> Nm	f <sub>B</sub>
110	395	0.84	13.29	BS30-../DHE11LA4C	93	3600	-	133	325	1.0
113	395	1.55	13.03	BS40-../DHE11LA4C	111	5800	-	136	325	1.9
87	510	1.3	16.92	"	"	6400	-	105	425	1.6
70	610	1.15	21.06	"	"	6900	-	84	510	1.4
56	760	0.97	26.18	"	"	7500	-	68	630	1.15
48	800	0.94	30.63	"	"	8700	-	58	670	1.1
44	950	0.82	33.35	"	"	8300	-	53	790	0.99