

BF-series shaft-mounted geared motors - Selection

Description of shaft-mounted gear units	219
Sizes	219
Bauer service factors (f_B) for shaft-mounted geared motors	219
Continuous operation without switching frequency $Z \leq 1/h$	219
Switching duty	219
Bauer service factor	219
Explanation of shock classification	219
Key to abbreviations	220
Selection tables, shaft-mounted geared motors	220
Selection - shaft-mounted geared motors DSE - IE1	221
Selection - shaft-mounted geared motors DHE - IE2	253
Selection - shaft-mounted geared motors DPE - IE3	287

Energy Efficient Geared Motors

AC Line Operated

7

BF-series shaft-mounted geared motors

Description of shaft-mounted gear units

Sizes

Bauer BF-series shaft-mounted geared motors are normally supplied in ten frame sizes and with torques of 90 to 18,500 Nm. Higher torques are available on request. The gear unit is accommodated in a sturdy cast housing

Bauer service factors (f_B) for shaft-mounted geared motors

Of the numerous factors influencing the total loading of a gear unit, the most important include:

- Mean torque (rated torque)
- Daily operating hours
- Severity of torque peaks (shock classification)
- Frequency of torque peaks (switching duty)

These factors can be represented in a simplified and practical manner by **service factors**. The tables and explanations below attempt to provide an objective description of the **shock classification**, rather than a classification of the driven machinery. Experience has shown that, in addition to the torque shocks caused by the driven machinery (M_K/M_N), above all the power transmission components (clutches, chains etc.) plus the mass ratios play a decisive role in this.

See Bauer special imprint SD32 for more information.

Continuous operation without switching frequency $Z \leq 1/h$

Factor f_1 for shock classification and operating time

Shock classification	Operating hours per day t_d		
	>4 h ≤8 h	>8 h ≤16 h	>16 h ≤24 h
I	0,8	1,0	1,2
II	1,05	1,25	1,45
III	1,45	1,55	1,7

Switching duty

Factor f_2 for shock classification and switching frequency

Switching frequency in single- shift operation $t_d \leq 8 h/d$

Shock classification	$1 < Z \leq 100$	$100 < Z \leq 1000$	$1000 < Z$
I	0,95	1,1	1,15
II	1,2	1,35	1,4
III	1,55	1,6	1,6

Switching frequency in multiple- shift operation $t_d > 8 h/d$

Shock classification	$1 < Z \leq 100$	$100 < Z \leq 1000$	$1000 < Z$
I	1,3	1,45	1,5
II	1,5	1,6	1,65
III	1,75	1,8	1,8

Bauer service factor

Bauer Service factor $f_B = f_1$ or $f_B = f_2$

For example: Shock classification II for $Z = 100$ switching operations per hour and multiple-shift operation yields a service factor $f_B = f_2 = 1.5$

Explanation of shock classification

Shock classification I:

Uniform without shock loads. All the following requirements must be satisfied:

- $F_I \leq 1,3$
- $M_K/M_N \leq 1,0$
- Shock-absorbing power transmission components (e.g. highly resilient, zero-play coupling, $\varphi \geq 5^\circ$)

BF-series shaft-mounted geared motors

Description of shaft-mounted gear units

Shock classification II:

Moderate shock loads. At least one of the following conditions applies:

- $1,3 < FI \leq 4$
- $1 < M_x/M_N \leq 1,6$
- Shock-neutral power transmission components (e.g. gear wheels, zero-play rigid coupling or resilient coupling with $\varphi_N < 5^\circ$)

Shock classification III:

Heavy shock loads. At least one of the following conditions applies:

- $FI > 4$
- $1,6 < M_x/M_N \leq 2,0$
- Shock-amplifying power transmission components (e.g. coupling with play or chain drive)

Key to abbreviations

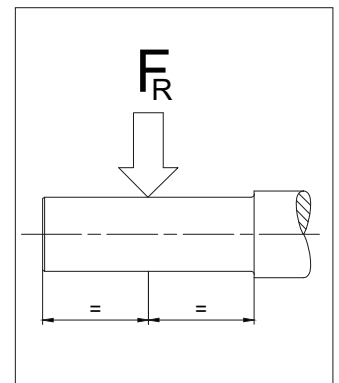
Z	Switching duty number of switching operations per hour
t_d	Daily operating time in hours (h/d)
FI	Factor of inertia $FI = (J_{ext} + J_{rot})/J_{rot}$
J_{ext}	Mass moment of inertia of the machine to be driven, in relation to the motor's rotor shaft (kgm ²)
J_{rot}	Mass moment of inertia of the motor rotor (kgm ²)
M_x	Highest impact torque above the static torque which can occur during normal operation or in emergency situations
M_N	Required static load torque for the application
M_x/M_N	Relative torque - Factor
φ_N	Torsional offset of the resilient coupling under rated torque

7

Selection tables, shaft-mounted geared motors

Key to abbreviations

P	Rated output
n_2	Rated speed of the output shaft
i	Gear reduction ratio
M_2	Rated torque at the output shaft
f_B	Bauer service factor
F_{RN}	Maximum permissible radial force with normal bearings
F_{RV}	Maximum permissible radial force with reinforced bearings in each case with standard solid shaft (Code -.1 und -.2)



Use the selection tables to determine the size of geared motor required. The codes clearly define the Type of gear unit and output shaft (see chapter 11 „dimensional drawings shaft-mounted gear motors“).

Motor power overload protection

Motor-power ratings, particularly in conjunction with four-stage and multi-stage gear units, are more than ample in some instances. Consequently, and in much the same way as with low-power motors, rated current is not a measure of gear loading and cannot be used to protect the gear unit against overloading. It is advisable to provide gears at risk from excessive load or blockage with a protective mechanism (e. g., sliding clutch, sliding hub, shear pin or an alternative).

BF-series shaft-mounted geared motors

Selection - shaft-mounted geared motors DSE - IE1

0.03 kW



P _N [kW]	n ₂ [1/min]	50 Hz		i [:1]	Type	m		
		M ₂ [Nm]	f _B [—]			[kg]	[N]	[N]
0.03	9.0	31.5	7.6	151.2	BF10Z-../D04LA4	21	6400	-
0.03	8.2	34.5	7.0	166.2	BF10Z-../D04LA4	21	6400	-
0.03	7.5	38	6.3	180.1	BF10Z-../D04LA4	21	6400	-
0.03	6.9	41.5	5.8	198.0	BF10Z-../D04LA4	21	6400	-
0.03	6.3	45	5.3	214.5	BF10Z-../D04LA4	21	6400	-
0.03	5.8	49	4.9	235.8	BF10Z-../D04LA4	21	6400	-
0.03	5.3	54	4.4	257.4	BF10Z-../D04LA4	21	6400	-
0.03	4.8	59	4.1	283.1	BF10Z-../D04LA4	21	6400	-
0.03	4.2	68	3.5	324.3	BF10Z-../D04LA4	21	6400	-
0.03	3.8	75	3.2	356.6	BF10Z-../D04LA4	21	6400	-
0.03	3.6	79	3.0	380.2	BF10Z-../D04LA4	21	6400	-
0.03	3.3	86	2.8	418.0	BF10Z-../D04LA4	21	6400	-
0.03	2.9	98	2.4	469.5	BF10Z-../D04LA4	21	6400	-
0.03	2.6	110	2.2	539.1	BF10Z-../D04LA4	21	6400	-
0.03	2.3	124	1.95	592.8	BF10Z-../D04LA4	21	6400	-
0.03	1.8	97	2.7	768.2	BF10G06-../D04LA4	25	6400	-
0.03	1.6	110	2.4	845.1	BF10G06-../D04LA4	25	6400	-
0.03	1.4	130	2.0	994.0	BF10G06-../D04LA4	25	6400	-
0.03	1.2	159	1.65	1190	BF10G06-../D04LA4	25	6400	-
0.03	0.95	210	1.25	1452	BF10G06-../D04LA4	25	6400	-
0.03	0.8	260*	1.0	1744	BF10G06-../D04LA4	25	6400	-
0.03	0.65	260*	1.0	2096	BF10G06-../D04LA4	25	6400	-
0.03	0.55	260*	1.0	2467	BF10G06-../D04LA4	25	6400	-
0.03	0.46	260*	1.0	2952	BF10G06-../D04LA4	25	6400	-
0.03	0.42	260*	1.0	3220	BF10G06-../D04LA4	25	6400	-
0.03	0.35	260*	1.0	3942	BF10G06-../D04LA4	25	6400	-
0.03	0.3	260*	1.0	4569	BF10G06-../D04LA4	25	6400	-
0.03	0.24	260*	1.0	5709	BF10G06-../D04LA4	25	6400	-
0.03	0.21	260*	1.0	6550	BF10G06-../D04LA4	25	6400	-
0.03	0.19	260*	1.0	7144	BF10G06-../D04LA4	25	6400	-
0.03	0.16	260*	1.0	8681	BF10G06-../D04LA4	25	6400	-
0.03	0.15	260*	1.0	9471	BF10G06-../D04LA4	25	6400	-
0.03	1.2	162	2.8	1140	BF20G06-../D04LA4	31	7900	-
0.03	1.0	200	2.3	1392	BF20G06-../D04LA4	31	7900	-
0.03	0.9	230	2.0	1533	BF20G06-../D04LA4	31	7900	-
0.03	0.8	265	1.75	1764	BF20G06-../D04LA4	31	7900	-
0.03	0.65	345	1.35	2192	BF20G06-../D04LA4	31	7900	-
0.03	0.55	410	1.1	2579	BF20G06-../D04LA4	31	7900	-
0.03	0.48	460*	1.0	2829	BF20G06-../D04LA4	31	7900	-
0.03	0.44	460*	1.0	3086	BF20G06-../D04LA4	31	7900	-
0.03	0.36	460*	1.0	3778	BF20G06-../D04LA4	31	7900	-
0.03	0.31	460*	1.0	4379	BF20G06-../D04LA4	31	7900	-
0.03	0.25	460*	1.0	5471	BF20G06-../D04LA4	31	7900	-
0.03	0.2	460*	1.0	6847	BF20G06-../D04LA4	31	7900	-
0.03	0.17	460*	1.0	8320	BF20G06-../D04LA4	31	7900	-
0.03	0.15	460*	1.0	9077	BF20G06-../D04LA4	31	7900	-
0.03	1.0	200	3.2	1404	BF30G06-../D04LA4	41	7400	-
0.03	0.85	245	2.6	1686	BF30G06-../D04LA4	41	7400	-
0.03	0.7	315	2.0	2026	BF30G06-../D04LA4	41	7400	-
0.03	0.6	370	1.7	2386	BF30G06-../D04LA4	41	7400	-
0.03	0.48	485	1.3	2854	BF30G06-../D04LA4	41	7400	-
0.03	0.39	610	1.05	3493	BF30G06-../D04LA4	41	7400	-
0.03	0.36	630*	1.0	3811	BF30G06-../D04LA4	41	7400	-
0.03	0.31	630*	1.0	4417	BF30G06-../D04LA4	41	7400	-
0.03	0.27	630*	1.0	5060	BF30G06-../D04LA4	41	7400	-
0.03	0.22	630*	1.0	6333	BF30G06-../D04LA4	41	7400	-
0.03	0.19	630*	1.0	7206	BF30G06-../D04LA4	41	7400	-
0.03	0.18	630*	1.0	7861	BF30G06-../D04LA4	41	7400	-
0.03	0.15	630*	1.0	9157	BF30G06-../D04LA4	41	7400	-

The torques marked (*) are maximum permissible torques for service factor f_B=1.0.

BF-series shaft-mounted geared motors

Selection - shaft-mounted geared motors DSE - IE1

0.04 kW



P _N [kW]	n ₂ [1/min]	50 Hz		i [:1]	Type	m		
		M ₂ [Nm]	f _B [-]			[kg]	[N]	[N]
0.04	9.0	42	5.7	151.2	BF10Z-../D04LA4	21	6400	-
0.04	8.2	46.5	5.2	166.2	BF10Z-../D04LA4	21	6400	-
0.04	7.5	50	4.8	180.1	BF10Z-../D04LA4	21	6400	-
0.04	6.9	55	4.4	198.0	BF10Z-../D04LA4	21	6400	-
0.04	6.3	60	4.0	214.5	BF10Z-../D04LA4	21	6400	-
0.04	5.8	65	3.7	235.8	BF10Z-../D04LA4	21	6400	-
0.04	5.3	72	3.3	257.4	BF10Z-../D04LA4	21	6400	-
0.04	4.8	79	3.0	283.1	BF10Z-../D04LA4	21	6400	-
0.04	4.2	90	2.7	324.3	BF10Z-../D04LA4	21	6400	-
0.04	3.8	100	2.4	356.6	BF10Z-../D04LA4	21	6400	-
0.04	3.6	106	2.3	380.2	BF10Z-../D04LA4	21	6400	-
0.04	3.3	115	2.1	418.0	BF10Z-../D04LA4	21	6400	-
0.04	2.9	131	1.85	469.5	BF10Z-../D04LA4	21	6400	-
0.04	2.6	146	1.65	539.1	BF10Z-../D04LA4	21	6400	-
0.04	2.3	166	1.45	592.8	BF10Z-../D04LA4	21	6400	-
0.04	2.1	119	2.2	643.8	BF10G06-../D04LA4	25	6400	-
0.04	1.8	150	1.75	768.2	BF10G06-../D04LA4	25	6400	-
0.04	1.6	170	1.55	845.1	BF10G06-../D04LA4	25	6400	-
0.04	1.4	199	1.3	994.0	BF10G06-../D04LA4	25	6400	-
0.04	1.2	235	1.1	1190	BF10G06-../D04LA4	25	6400	-
0.04	3.0	127	3.3	460.0	BF20Z-../D04LA4	28	7900	-
0.04	1.9	141	3.3	736.1	BF20G06-../D04LA4	31	7900	-
0.04	1.7	159	2.9	810.0	BF20G06-../D04LA4	31	7900	-
0.04	1.5	183	2.5	952.7	BF20G06-../D04LA4	31	7900	-
0.04	1.2	240	1.9	1140	BF20G06-../D04LA4	31	7900	-
0.04	1.0	295	1.55	1392	BF20G06-../D04LA4	31	7900	-
0.04	0.9	335	1.35	1533	BF20G06-../D04LA4	31	7900	-
0.04	0.8	385	1.2	1764	BF20G06-../D04LA4	31	7900	-
0.04	1.2	240	2.6	1150	BF30G06-../D04LA4	41	7400	-
0.04	1.1	265	2.4	1286	BF30G06-../D04LA4	41	7400	-
0.04	1.0	295	2.1	1404	BF30G06-../D04LA4	41	7400	-
0.04	0.85	355	1.75	1686	BF30G06-../D04LA4	41	7400	-
0.04	0.7	450	1.4	2026	BF30G06-../D04LA4	41	7400	-
0.04	0.6	530	1.2	2386	BF30G06-../D04LA4	41	7400	-

0.06 kW



P _N [kW]	n ₂ [1/min]	50 Hz		i [:1]	Type	m		
		M ₂ [Nm]	f _B [-]			[kg]	[N]	[N]
0.06	24	23.5	10	56.39	BF10-../D06LA4	23	4550	-
0.06	22	26	9.2	61.55	BF10-../D06LA4	23	4700	-
0.06	20	28.5	8.4	67.69	BF10-../D06LA4	23	4900	-
0.06	17.5	32.5	7.4	77.55	BF10-../D06LA4	23	5100	-
0.06	16	35.5	6.8	85.27	BF10-../D06LA4	23	5300	-
0.06	15	38	6.3	90.91	BF10-../D06LA4	23	5400	-
0.06	14	40.5	5.9	99.97	BF10-../D06LA4	23	5600	-
0.06	12.5	45.5	5.3	112.3	BF10-../D06LA4	23	5900	-
0.06	11	52	4.6	123.5	BF10-../D06LA4	23	6100	-
0.06	10.5	54	4.4	128.9	BF10-../D06LA4	23	6200	-
0.06	9.6	59	4.1	141.8	BF10-../D06LA4	23	6400	-
0.06	7.5	76	3.2	180.1	BF10Z-../D06LA4	24	6400	-
0.06	6.9	83	2.9	198.0	BF10Z-../D06LA4	24	6400	-
0.06	6.3	90	2.7	214.5	BF10Z-../D06LA4	24	6400	-
0.06	5.8	98	2.4	235.8	BF10Z-../D06LA4	24	6400	-
0.06	5.3	108	2.2	257.4	BF10Z-../D06LA4	24	6400	-
0.06	4.8	119	2.0	283.1	BF10Z-../D06LA4	24	6400	-
0.06	4.2	136	1.75	324.3	BF10Z-../D06LA4	24	6400	-
0.06	3.8	150	1.6	356.6	BF10Z-../D06LA4	24	6400	-
0.06	3.6	159	1.5	380.2	BF10Z-../D06LA4	24	6400	-
0.06	3.3	173	1.4	418.0	BF10Z-../D06LA4	24	6400	-
0.06	2.9	197	1.2	469.5	BF10Z-../D06LA4	24	6400	-
0.06	2.6	220	1.1	539.1	BF10Z-../D06LA4	24	6400	-
0.06	2.3	245	0.98	592.8	BF10Z-../D06LA4	24	6400	-

The torques marked (*) are maximum permissible torques for service factor f_B=1.0.

BF-series shaft-mounted geared motors

Selection - shaft-mounted geared motors DSE - IE1

0.06 kW



P _N [kW]	50 Hz			i [:1]	Type	m		
	n ₂ [1/min]	M ₂ [Nm]	f _B [—]			[kg]	[N]	[N]
0.06	2.1	210	1.25	643.8	BF10G06-../D06LA4	28	6400	-
0.06	1.8	255	1.0	768.2	BF10G06-../D06LA4	28	6400	-
0.06	1.6	290	0.9	845.1	BF10G06-../D06LA4	28	6400	-
0.06	4.2	136	3.1	325.2	BF20Z-../D06LA4	31	7900	-
0.06	4.0	143	2.9	339.1	BF20Z-../D06LA4	31	7900	-
0.06	3.7	154	2.7	373.1	BF20Z-../D06LA4	31	7900	-
0.06	3.3	173	2.4	418.1	BF20Z-../D06LA4	31	7900	-
0.06	3.0	191	2.2	460.0	BF20Z-../D06LA4	31	7900	-
0.06	2.7	157	2.9	513.7	BF20G06-../D06LA4	34	7900	-
0.06	2.2	200	2.3	617.0	BF20G06-../D06LA4	34	7900	-
0.06	1.9	240	1.9	736.1	BF20G06-../D06LA4	34	7900	-
0.06	1.7	270	1.7	810.0	BF20G06-../D06LA4	34	7900	-
0.06	1.5	310	1.5	952.7	BF20G06-../D06LA4	34	7900	-
0.06	1.2	400	1.15	1140	BF20G06-../D06LA4	34	7900	-
0.06	1.0	485	0.95	1392	BF20G06-../D06LA4	34	7900	-
0.06	3.3	173	3.3	412.6	BF30Z-../D06LA4	42	7400	-
0.06	3.0	191	3.0	463.3	BF30Z-../D06LA4	42	7400	-
0.06	2.6	220	2.6	537.0	BF30Z-../D06LA4	42	7400	-
0.06	2.3	245	2.3	590.7	BF30Z-../D06LA4	42	7400	-
0.06	2.2	200	3.2	622.4	BF30G06-../D06LA4	45	7400	-
0.06	2.0	225	2.8	705.1	BF30G06-../D06LA4	45	7400	-
0.06	1.7	270	2.3	817.1	BF30G06-../D06LA4	45	7400	-
0.06	1.5	310	2.0	961.1	BF30G06-../D06LA4	45	7400	-
0.06	1.2	400	1.6	1150	BF30G06-../D06LA4	45	7400	-
0.06	1.1	435	1.45	1286	BF30G06-../D06LA4	45	7400	-
0.06	1.0	485	1.3	1404	BF30G06-../D06LA4	45	7400	-
0.06	0.85	580	1.1	1686	BF30G06-../D06LA4	45	7400	-
0.06	0.95	340	2.9	1484	BF40G10-../D06LA4	58	10600	-
0.06	0.75	460	2.2	1810	BF40G10-../D06LA4	58	10600	-
0.06	0.7	500	2.0	1997	BF40G10-../D06LA4	58	10600	-
0.06	0.55	710	1.4	2536	BF40G10-../D06LA4	58	10600	-
0.06	0.49	840	1.2	2810	BF40G10-../D06LA4	58	10600	-
0.06	0.7	520	2.7	2059	BF50G10-../D06LA4	86	13600	-
0.06	0.6	640	2.2	2360	BF50G10-../D06LA4	86	13600	-
0.06	0.49	860	1.65	2810	BF50G10-../D06LA4	86	13600	-
0.06	0.41	1090	1.3	3348	BF50G10-../D06LA4	86	13600	-
0.06	0.34	1370	1.0	4019	BF50G10-../D06LA4	86	13600	-
0.06	0.42	860	2.9	3237	BF60G20-../D06LA4	134	15300	43300
0.06	0.35	1130	2.2	3883	BF60G20-../D06LA4	134	15300	43300
0.06	0.3	1400	1.8	4646	BF60G20-../D06LA4	134	15300	43300
0.06	0.26	1700	1.45	5241	BF60G20-../D06LA4	134	15300	43300
0.06	0.23	1980	1.25	6014	BF60G20-../D06LA4	134	15300	43300
0.06	0.21	2200	1.15	6679	BF60G20-../D06LA4	134	15300	43300
0.06	0.24	1890	3.0	5691	BF70G20-../D06LA4	212	16100	47700
0.06	0.21	2200	2.6	6530	BF70G20-../D06LA4	212	16100	47700
0.06	0.19	2500	2.3	7248	BF70G20-../D06LA4	212	16100	47700
0.06	0.17	2850	2.0	8052	BF70G20-../D06LA4	212	16100	47700

0.09 kW



P _N [kW]	50 Hz			i [:1]	Type	m		
	n ₂ [1/min]	M ₂ [Nm]	f _B [—]			[kg]	[N]	[N]
0.09	34	25	9.6	39.75	BF10-../D06LA4	23	3950	-
0.09	31.5	27	8.9	43.06	BF10-../D06LA4	23	4100	-
0.09	29	29.5	8.1	47.35	BF10-../D06LA4	23	4250	-
0.09	26.5	32	7.5	51.28	BF10-../D06LA4	23	4400	-
0.09	24	35.5	6.8	56.39	BF10-../D06LA4	23	4550	-
0.09	22	39	6.2	61.55	BF10-../D06LA4	23	4700	-
0.09	20	42.5	5.6	67.69	BF10-../D06LA4	23	4900	-

The torques marked (*) are maximum permissible torques for service factor f_B=1.0.

BF-series shaft-mounted geared motors

Selection - shaft-mounted geared motors DSE - IE1

0.09 kW



P _N [kW]	50 Hz			i [:1]	Type	m [kg]	[N]	[N]
	n ₂ [1/min]	M ₂ [Nm]	f _B [-]					
0.09	17.5	49	4.9	77.55	BF10-../D06LA4	23	5100	-
0.09	16	53	4.5	85.27	BF10-../D06LA4	23	5300	-
0.09	15	57	4.2	90.91	BF10-../D06LA4	23	5400	-
0.09	14	61	3.9	99.97	BF10-../D06LA4	23	5600	-
0.09	12.5	68	3.5	112.3	BF10-../D06LA4	23	5900	-
0.09	11	78	3.1	123.5	BF10-../D06LA4	23	6100	-
0.09	10.5	81	3.0	128.9	BF10-../D06LA4	23	6200	-
0.09	9.6	89	2.7	141.8	BF10-../D06LA4	23	6400	-
0.09	9.0	95	2.5	151.2	BF10Z-../D06LA4	24	6400	-
0.09	8.2	104	2.3	166.2	BF10Z-../D06LA4	24	6400	-
0.09	7.5	114	2.1	180.1	BF10Z-../D06LA4	24	6400	-
0.09	6.9	124	1.95	198.0	BF10Z-../D06LA4	24	6400	-
0.09	6.3	136	1.75	214.5	BF10Z-../D06LA4	24	6400	-
0.09	5.8	148	1.6	235.8	BF10Z-../D06LA4	24	6400	-
0.09	5.3	162	1.5	257.4	BF10Z-../D06LA4	24	6400	-
0.09	4.8	179	1.35	283.1	BF10Z-../D06LA4	24	6400	-
0.09	4.2	200	1.2	324.3	BF10Z-../D06LA4	24	6400	-
0.09	3.8	225	1.05	356.6	BF10Z-../D06LA4	24	6400	-
0.09	3.6	235	1.0	380.2	BF10Z-../D06LA4	24	6400	-
0.09	3.3	260	0.92	418.0	BF10Z-../D06LA4	24	6400	-
0.09	2.9	295	0.81	469.5	BF10Z-../D06LA4	24	6400	-
0.09	2.6	270	0.96	536.0	BF10G06-../D06LA4	28	6400	-
0.09	6.3	136	3.1	216.9	BF20Z-../D06LA4	31	7900	-
0.09	5.8	148	2.8	235.9	BF20Z-../D06LA4	31	7900	-
0.09	5.3	162	2.6	259.6	BF20Z-../D06LA4	31	7900	-
0.09	4.6	186	2.3	295.5	BF20Z-../D06LA4	31	7900	-
0.09	4.2	200	2.1	325.2	BF20Z-../D06LA4	31	7900	-
0.09	4.0	210	2.0	339.1	BF20Z-../D06LA4	31	7900	-
0.09	3.7	230	1.85	373.1	BF20Z-../D06LA4	31	7900	-
0.09	3.3	260	1.6	418.1	BF20Z-../D06LA4	31	7900	-
0.09	3.0	285	1.45	460.0	BF20Z-../D06LA4	31	7900	-
0.09	2.7	260	1.75	513.7	BF20G06-../D06LA4	34	7900	-
0.09	2.2	330	1.4	617.0	BF20G06-../D06LA4	34	7900	-
0.09	1.9	390	1.2	736.1	BF20G06-../D06LA4	34	7900	-
0.09	1.7	440	1.05	810.0	BF20G06-../D06LA4	34	7900	-
0.09	1.5	500	0.92	952.7	BF20G06-../D06LA4	34	7900	-
0.09	4.7	182	3.2	289.8	BF30Z-../D06LA4	42	7400	-
0.09	4.4	195	2.9	310.7	BF30Z-../D06LA4	42	7400	-
0.09	4.0	210	2.7	341.8	BF30Z-../D06LA4	42	7400	-
0.09	3.6	235	2.4	375.1	BF30Z-../D06LA4	42	7400	-
0.09	3.3	260	2.2	412.6	BF30Z-../D06LA4	42	7400	-
0.09	3.0	285	2.0	463.3	BF30Z-../D06LA4	42	7400	-
0.09	2.6	330	1.75	537.0	BF30Z-../D06LA4	42	7400	-
0.09	2.3	370	1.55	590.7	BF30Z-../D06LA4	42	7400	-
0.09	2.2	330	1.9	622.4	BF30G06-../D06LA4	45	7400	-
0.09	2.0	370	1.7	705.1	BF30G06-../D06LA4	45	7400	-
0.09	1.7	435	1.45	817.1	BF30G06-../D06LA4	45	7400	-
0.09	1.5	500	1.25	961.1	BF30G06-../D06LA4	45	7400	-
0.09	1.2	630	1.0	1150	BF30G06-../D06LA4	45	7400	-
0.09	1.1	690	0.91	1286	BF30G06-../D06LA4	45	7400	-
0.09	1.0	770	0.82	1404	BF30G06-../D06LA4	45	7400	-
0.09	3.0	285	3.2	459.1	BF40Z-../D06LA4	53	10600	-
0.09	2.7	315	2.9	514.6	BF40Z-../D06LA4	53	10600	-
0.09	2.4	355	2.5	566.1	BF40Z-../D06LA4	53	10600	-
0.09	1.5	350	2.9	928.9	BF40G10-../D06LA4	58	10600	-
0.09	1.3	420	2.4	1106	BF40G10-../D06LA4	58	10600	-
0.09	1.1	540	1.85	1324	BF40G10-../D06LA4	58	10600	-
0.09	0.95	640	1.55	1484	BF40G10-../D06LA4	58	10600	-
0.09	0.75	840	1.2	1810	BF40G10-../D06LA4	58	10600	-
0.09	0.7	910	1.1	1997	BF40G10-../D06LA4	58	10600	-
0.09	1.2	500	2.8	1203	BF50G10-../D06LA4	86	13600	-
0.09	1.0	620	2.3	1359	BF50G10-../D06LA4	86	13600	-
0.09	0.9	680	2.1	1520	BF50G10-../D06LA4	86	13600	-
0.09	0.85	730	1.9	1684	BF50G10-../D06LA4	86	13600	-
0.09	0.7	920	1.5	2059	BF50G10-../D06LA4	86	13600	-
0.09	0.6	1120	1.25	2360	BF50G10-../D06LA4	86	13600	-

The torques marked (*) are maximum permissible torques for service factor f_B=1.0.

BF-series shaft-mounted geared motors

Selection - shaft-mounted geared motors DSE - IE1

0.09 kW



P _N [kW]	n ₂ [1/min]	50 Hz		i [:1]	Type	m [kg]	[N]	[N]
		M ₂ [Nm]	f _B [-]					
0.09	0.7	780	3.2	1955	BF60G20-../D06LA4	134	15300	43300
0.09	0.65	860	2.9	2172	BF60G20-../D06LA4	134	15300	43300
0.09	0.49	1250	2.0	2781	BF60G20-../D06LA4	134	15300	43300
0.09	0.42	1540	1.6	3237	BF60G20-../D06LA4	134	15300	43300
0.09	0.35	1950	1.3	3883	BF60G20-../D06LA4	134	15300	43300
0.09	0.3	2350	1.05	4646	BF60G20-../D06LA4	134	15300	43300
0.09	0.34	2000	2.9	4090	BF70G20-../D06LA4	212	16100	47700
0.09	0.3	2350	2.4	4542	BF70G20-../D06LA4	212	16100	47700
0.09	0.27	2650	2.2	5124	BF70G20-../D06LA4	212	16100	47700
0.09	0.24	3050	1.85	5691	BF70G20-../D06LA4	212	16100	47700
0.09	0.21	3600	1.6	6530	BF70G20-../D06LA4	212	16100	47700
0.09	0.19	4000	1.45	7248	BF70G20-../D06LA4	212	16100	47700
0.09	0.17	4550	1.25	8052	BF70G20-../D06LA4	212	16100	47700

0.11 kW



P _N [kW]	n ₂ [1/min]	50 Hz		i [:1]	Type	m [kg]	[N]	[N]
		M ₂ [Nm]	f _B [-]					
0.11	9.0	116	2.1	151.2	BF10Z-../D04LA4	21	6400	-
0.11	8.2	128	1.9	166.2	BF10Z-../D04LA4	21	6400	-
0.11	7.5	140	1.7	180.1	BF10Z-../D04LA4	21	6400	-
0.11	6.9	152	1.6	198.0	BF10Z-../D04LA4	21	6400	-
0.11	6.3	166	1.45	214.5	BF10Z-../D04LA4	21	6400	-
0.11	5.8	181	1.35	235.8	BF10Z-../D04LA4	21	6400	-
0.11	5.3	198	1.2	257.4	BF10Z-../D04LA4	21	6400	-
0.11	4.8	215	1.1	283.1	BF10Z-../D04LA4	21	6400	-
0.11	4.2	250	0.96	324.3	BF10Z-../D04LA4	21	6400	-
0.11	3.8	275	0.87	356.6	BF10Z-../D04LA4	21	6400	-
0.11	3.6	290	0.83	380.2	BF10Z-../D04LA4	21	6400	-
0.11	3.2	280	0.93	424.5	BF10G06-../D04LA4	25	6400	-
0.11	2.6	260*	1.0	536.0	BF10G06-../D04LA4	25	6400	-
0.11	2.1	260*	1.0	643.8	BF10G06-../D04LA4	25	6400	-
0.11	1.8	260*	1.0	768.2	BF10G06-../D04LA4	25	6400	-
0.11	1.6	260*	1.0	845.1	BF10G06-../D04LA4	25	6400	-
0.11	1.4	260*	1.0	994.0	BF10G06-../D04LA4	25	6400	-
0.11	1.2	260*	1.0	1190	BF10G06-../D04LA4	25	6400	-
0.11	0.95	260*	1.0	1452	BF10G06-../D04LA4	25	6400	-
0.11	0.8	260*	1.0	1744	BF10G06-../D04LA4	25	6400	-
0.11	0.65	260*	1.0	2096	BF10G06-../D04LA4	25	6400	-
0.11	0.55	260*	1.0	2467	BF10G06-../D04LA4	25	6400	-
0.11	0.46	260*	1.0	2952	BF10G06-../D04LA4	25	6400	-
0.11	0.42	260*	1.0	3220	BF10G06-../D04LA4	25	6400	-
0.11	0.35	260*	1.0	3942	BF10G06-../D04LA4	25	6400	-
0.11	0.3	260*	1.0	4569	BF10G06-../D04LA4	25	6400	-
0.11	0.24	260*	1.0	5709	BF10G06-../D04LA4	25	6400	-
0.11	0.21	260*	1.0	6550	BF10G06-../D04LA4	25	6400	-
0.11	0.19	260*	1.0	7144	BF10G06-../D04LA4	25	6400	-
0.11	0.16	260*	1.0	8681	BF10G06-../D04LA4	25	6400	-
0.11	0.15	260*	1.0	9471	BF10G06-../D04LA4	25	6400	-
0.11	8.3	126	3.3	164.3	BF20Z-../D04LA4	28	7900	-
0.11	7.5	140	3.0	180.8	BF20Z-../D04LA4	28	7900	-
0.11	6.9	152	2.8	197.1	BF20Z-../D04LA4	28	7900	-
0.11	6.3	166	2.5	216.9	BF20Z-../D04LA4	28	7900	-
0.11	5.8	181	2.3	235.9	BF20Z-../D04LA4	28	7900	-
0.11	5.3	198	2.1	259.6	BF20Z-../D04LA4	28	7900	-
0.11	4.6	225	1.85	295.5	BF20Z-../D04LA4	28	7900	-
0.11	4.2	250	1.7	325.2	BF20Z-../D04LA4	28	7900	-
0.11	4.0	260	1.6	339.1	BF20Z-../D04LA4	28	7900	-
0.11	3.7	280	1.5	373.1	BF20Z-../D04LA4	28	7900	-
0.11	3.3	315	1.35	418.1	BF20Z-../D04LA4	28	7900	-
0.11	3.0	350	1.2	460.0	BF20Z-../D04LA4	28	7900	-
0.11	2.7	330	1.4	513.7	BF20G06-../D04LA4	31	7900	-
0.11	2.2	415	1.1	617.0	BF20G06-../D04LA4	31	7900	-

The torques marked (*) are maximum permissible torques for service factor f_B=1.0.

BF-series shaft-mounted geared motors

Selection - shaft-mounted geared motors DSE - IE1

0.11 kW



P _N [kW]	50 Hz			i [:1]	Type	m		
	n ₂ [1/min]	M ₂ [Nm]	f _B [-]			[kg]	[N]	[N]
0.11	1.9	490	0.94	736.1	BF20G06-../D04LA4	31	7900	-
0.11	1.7	550	0.84	810.0	BF20G06-../D04LA4	31	7900	-
0.11	1.5	460*	1.0	952.7	BF20G06-../D04LA4	31	7900	-
0.11	1.2	460*	1.0	1140	BF20G06-../D04LA4	31	7900	-
0.11	1.0	460*	1.0	1392	BF20G06-../D04LA4	31	7900	-
0.11	0.9	460*	1.0	1533	BF20G06-../D04LA4	31	7900	-
0.11	0.8	460*	1.0	1764	BF20G06-../D04LA4	31	7900	-
0.11	0.65	460*	1.0	2192	BF20G06-../D04LA4	31	7900	-
0.11	0.55	460*	1.0	2579	BF20G06-../D04LA4	31	7900	-
0.11	0.48	460*	1.0	2829	BF20G06-../D04LA4	31	7900	-
0.11	0.44	460*	1.0	3086	BF20G06-../D04LA4	31	7900	-
0.11	0.36	460*	1.0	3778	BF20G06-../D04LA4	31	7900	-
0.11	0.31	460*	1.0	4379	BF20G06-../D04LA4	31	7900	-
0.11	0.25	460*	1.0	5471	BF20G06-../D04LA4	31	7900	-
0.11	0.2	460*	1.0	6847	BF20G06-../D04LA4	31	7900	-
0.11	0.17	460*	1.0	8320	BF20G06-../D04LA4	31	7900	-
0.11	0.15	460*	1.0	9077	BF20G06-../D04LA4	31	7900	-
0.11	2.2	415	1.5	622.4	BF30G06-../D04LA4	41	7400	-
0.11	2.0	465	1.35	705.1	BF30G06-../D04LA4	41	7400	-
0.11	1.7	550	1.15	817.1	BF30G06-../D04LA4	41	7400	-
0.11	1.5	620	1.0	961.1	BF30G06-../D04LA4	41	7400	-
0.11	1.2	790	0.8	1150	BF30G06-../D04LA4	41	7400	-
0.11	1.1	630*	1.0	1286	BF30G06-../D04LA4	41	7400	-
0.11	1.0	630*	1.0	1404	BF30G06-../D04LA4	41	7400	-
0.11	0.85	630*	1.0	1686	BF30G06-../D04LA4	41	7400	-
0.11	0.7	630*	1.0	2026	BF30G06-../D04LA4	41	7400	-
0.11	0.6	630*	1.0	2386	BF30G06-../D04LA4	41	7400	-
0.11	0.48	630*	1.0	2854	BF30G06-../D04LA4	41	7400	-
0.11	0.39	630*	1.0	3493	BF30G06-../D04LA4	41	7400	-
0.11	0.36	630*	1.0	3811	BF30G06-../D04LA4	41	7400	-
0.11	0.31	630*	1.0	4417	BF30G06-../D04LA4	41	7400	-
0.11	0.27	630*	1.0	5060	BF30G06-../D04LA4	41	7400	-
0.11	0.22	630*	1.0	6333	BF30G06-../D04LA4	41	7400	-
0.11	0.19	630*	1.0	7206	BF30G06-../D04LA4	41	7400	-
0.11	0.18	630*	1.0	7861	BF30G06-../D04LA4	41	7400	-
0.11	0.15	630*	1.0	9157	BF30G06-../D04LA4	41	7400	-

0.12 kW



P _N [kW]	50 Hz			i [:1]	Type	m		
	n ₂ [1/min]	M ₂ [Nm]	f _B [-]			[kg]	[N]	[N]
0.12	9.0	127	1.9	151.2	BF10Z-../DSE04LA4	21	6400	-
0.12	8.2	139	1.75	166.2	BF10Z-../DSE04LA4	21	6400	-
0.12	7.5	152	1.6	180.1	BF10Z-../DSE04LA4	21	6400	-
0.12	6.9	166	1.45	198.0	BF10Z-../DSE04LA4	21	6400	-
0.12	6.3	181	1.35	214.5	BF10Z-../DSE04LA4	21	6400	-
0.12	5.8	197	1.2	235.8	BF10Z-../DSE04LA4	21	6400	-
0.12	5.3	215	1.1	257.4	BF10Z-../DSE04LA4	21	6400	-
0.12	4.8	235	1.0	283.1	BF10Z-../DSE04LA4	21	6400	-
0.12	4.2	270	0.89	324.3	BF10Z-../DSE04LA4	21	6400	-
0.12	3.8	300	0.8	356.6	BF10Z-../DSE04LA4	21	6400	-
0.12	3.6	275	0.95	377.9	BF10G06-../DSE04LA4	25	6400	-
0.12	3.2	310	0.84	424.5	BF10G06-../DSE04LA4	25	6400	-
0.12	2.6	260*	1.0	536.0	BF10G06-../DSE04LA4	25	6400	-
0.12	2.1	260*	1.0	643.8	BF10G06-../DSE04LA4	25	6400	-
0.12	1.8	260*	1.0	768.2	BF10G06-../DSE04LA4	25	6400	-
0.12	1.6	260*	1.0	845.1	BF10G06-../DSE04LA4	25	6400	-
0.12	1.4	260*	1.0	994.0	BF10G06-../DSE04LA4	25	6400	-
0.12	1.2	260*	1.0	1190	BF10G06-../DSE04LA4	25	6400	-
0.12	0.95	260*	1.0	1452	BF10G06-../DSE04LA4	25	6400	-
0.12	0.8	260*	1.0	1744	BF10G06-../DSE04LA4	25	6400	-
0.12	0.65	260*	1.0	2096	BF10G06-../DSE04LA4	25	6400	-
0.12	0.55	260*	1.0	2467	BF10G06-../DSE04LA4	25	6400	-
0.12	0.46	260*	1.0	2952	BF10G06-../DSE04LA4	25	6400	-

The torques marked (*) are maximum permissible torques for service factor f_B=1.0.

BF-series shaft-mounted geared motors

Selection - shaft-mounted geared motors DSE - IE1

0.12 kW



P _N [kW]	n ₂ [1/min]	50 Hz		i [:1]	Type	m [kg]	[N]	[N]
		M ₂ [Nm]	f _B [-]					
0.12	0.42	260*	1.0	3220	BF10G06-../DSE04LA4	25	6400	-
0.12	0.35	260*	1.0	3942	BF10G06-../DSE04LA4	25	6400	-
0.12	0.3	260*	1.0	4569	BF10G06-../DSE04LA4	25	6400	-
0.12	0.24	260*	1.0	5709	BF10G06-../DSE04LA4	25	6400	-
0.12	0.21	260*	1.0	6550	BF10G06-../DSE04LA4	25	6400	-
0.12	0.19	260*	1.0	7144	BF10G06-../DSE04LA4	25	6400	-
0.12	0.16	260*	1.0	8681	BF10G06-../DSE04LA4	25	6400	-
0.12	0.15	260*	1.0	9471	BF10G06-../DSE04LA4	25	6400	-
0.12	8.7	131	3.2	155.4	BF20Z-../DSE04LA4	28	7900	-
0.12	8.3	138	3.0	164.3	BF20Z-../DSE04LA4	28	7900	-
0.12	7.5	152	2.8	180.8	BF20Z-../DSE04LA4	28	7900	-
0.12	6.9	166	2.5	197.1	BF20Z-../DSE04LA4	28	7900	-
0.12	6.3	181	2.3	216.9	BF20Z-../DSE04LA4	28	7900	-
0.12	5.8	197	2.1	235.9	BF20Z-../DSE04LA4	28	7900	-
0.12	5.3	215	1.95	259.6	BF20Z-../DSE04LA4	28	7900	-
0.12	4.6	245	1.7	295.5	BF20Z-../DSE04LA4	28	7900	-
0.12	4.2	270	1.55	325.2	BF20Z-../DSE04LA4	28	7900	-
0.12	4.0	285	1.45	339.1	BF20Z-../DSE04LA4	28	7900	-
0.12	3.7	305	1.4	373.1	BF20Z-../DSE04LA4	28	7900	-
0.12	3.3	345	1.2	418.1	BF20Z-../DSE04LA4	28	7900	-
0.12	3.0	380	1.1	460.0	BF20Z-../DSE04LA4	28	7900	-
0.12	2.7	370	1.25	513.7	BF20G06-../DSE04LA4	31	7900	-
0.12	2.2	460	1.0	617.0	BF20G06-../DSE04LA4	31	7900	-
0.12	1.9	540	0.85	736.1	BF20G06-../DSE04LA4	31	7900	-
0.12	1.7	460*	1.0	810.0	BF20G06-../DSE04LA4	31	7900	-
0.12	1.5	460*	1.0	952.7	BF20G06-../DSE04LA4	31	7900	-
0.12	1.2	460*	1.0	1140	BF20G06-../DSE04LA4	31	7900	-
0.12	1.0	460*	1.0	1392	BF20G06-../DSE04LA4	31	7900	-
0.12	0.9	460*	1.0	1533	BF20G06-../DSE04LA4	31	7900	-
0.12	0.8	460*	1.0	1764	BF20G06-../DSE04LA4	31	7900	-
0.12	0.65	460*	1.0	2192	BF20G06-../DSE04LA4	31	7900	-
0.12	0.55	460*	1.0	2579	BF20G06-../DSE04LA4	31	7900	-
0.12	0.48	460*	1.0	2829	BF20G06-../DSE04LA4	31	7900	-
0.12	0.44	460*	1.0	3086	BF20G06-../DSE04LA4	31	7900	-
0.12	0.36	460*	1.0	3778	BF20G06-../DSE04LA4	31	7900	-
0.12	0.31	460*	1.0	4379	BF20G06-../DSE04LA4	31	7900	-
0.12	0.25	460*	1.0	5471	BF20G06-../DSE04LA4	31	7900	-
0.12	0.2	460*	1.0	6847	BF20G06-../DSE04LA4	31	7900	-
0.12	0.17	460*	1.0	8320	BF20G06-../DSE04LA4	31	7900	-
0.12	0.15	460*	1.0	9077	BF20G06-../DSE04LA4	31	7900	-
0.12	2.2	460	1.35	622.4	BF30G06-../DSE04LA4	41	7400	-
0.12	2.0	510	1.25	705.1	BF30G06-../DSE04LA4	41	7400	-
0.12	1.7	600	1.05	817.1	BF30G06-../DSE04LA4	41	7400	-
0.12	1.5	690	0.91	961.1	BF30G06-../DSE04LA4	41	7400	-
0.12	1.2	630*	1.0	1150	BF30G06-../DSE04LA4	41	7400	-
0.12	1.1	630*	1.0	1286	BF30G06-../DSE04LA4	41	7400	-
0.12	1.0	630*	1.0	1404	BF30G06-../DSE04LA4	41	7400	-
0.12	0.85	630*	1.0	1686	BF30G06-../DSE04LA4	41	7400	-
0.12	0.7	630*	1.0	2026	BF30G06-../DSE04LA4	41	7400	-
0.12	0.6	630*	1.0	2386	BF30G06-../DSE04LA4	41	7400	-
0.12	0.48	630*	1.0	2854	BF30G06-../DSE04LA4	41	7400	-
0.12	0.39	630*	1.0	3493	BF30G06-../DSE04LA4	41	7400	-
0.12	0.36	630*	1.0	3811	BF30G06-../DSE04LA4	41	7400	-
0.12	0.31	630*	1.0	4417	BF30G06-../DSE04LA4	41	7400	-
0.12	0.27	630*	1.0	5060	BF30G06-../DSE04LA4	41	7400	-
0.12	0.22	630*	1.0	6333	BF30G06-../DSE04LA4	41	7400	-
0.12	0.19	630*	1.0	7206	BF30G06-../DSE04LA4	41	7400	-
0.12	0.18	630*	1.0	7861	BF30G06-../DSE04LA4	41	7400	-
0.12	0.15	630*	1.0	9157	BF30G06-../DSE04LA4	41	7400	-

The torques marked (*) are maximum permissible torques for service factor f_B=1.0.

BF-series shaft-mounted geared motors

Selection - shaft-mounted geared motors DSE - IE1

0.18 kW



P _N [kW]	50 Hz			i [:1]	Type	m [kg]	[N]	[N]
	n ₂ [1/min]	M ₂ [Nm]	f _B [-]					
0.18	177	9.7	7.0	7.66	BF06-../DSE05LA4	10	1800	-
0.18	147	11.6	6.0	9.21	BF06-../DSE05LA4	10	1900	-
0.18	112	15.3	4.9	12.07	BF06-../DSE05LA4	10	2000	-
0.18	96	17.9	4.7	14.21	BF06-../DSE05LA4	10	2100	-
0.18	80	21	4.5	16.99	BF06-../DSE05LA4	10	2500	-
0.18	67	25.5	3.7	20.42	BF06-../DSE05LA4	10	2700	-
0.18	51	33.5	2.8	26.76	BF06-../DSE05LA4	10	3000	-
0.18	43	39.5	2.4	31.50	BF06-../DSE05LA4	10	3200	-
0.18	36	47.5	2.0	37.69	BF06-../DSE05LA4	10	3500	-
0.18	29.5	58	1.65	46.14	BF06-../DSE05LA4	10	3800	-
0.18	23.5	73	1.3	58.33	BF06-../DSE05LA4	10	4000	-
0.18	20.5	83	1.15	66.82	BF06-../DSE05LA4	10	4000	-
0.18	16.5	104	0.91	83.61	BF06-../DSE05LA4	10	4000	-
0.18	14.5	118	0.81	95.16	BF06-../DSE05LA4	10	4000	-
0.18	22	78	3.1	61.55	BF10-../DSE06LA4	23	4700	-
0.18	20	85	2.8	67.69	BF10-../DSE06LA4	23	4900	-
0.18	17.5	98	2.4	77.55	BF10-../DSE06LA4	23	5100	-
0.18	16	107	2.2	85.27	BF10-../DSE06LA4	23	5300	-
0.18	15	114	2.1	90.91	BF10-../DSE06LA4	23	5400	-
0.18	14	122	1.95	99.97	BF10-../DSE06LA4	23	5600	-
0.18	12.5	137	1.75	112.3	BF10-../DSE06LA4	23	5900	-
0.18	11	156	1.55	123.5	BF10-../DSE06LA4	23	6100	-
0.18	10.5	163	1.45	128.9	BF10-../DSE06LA4	23	6200	-
0.18	9.6	179	1.35	141.8	BF10-../DSE06LA4	23	6400	-
0.18	9.0	191	1.25	151.2	BF10Z-../DSE06LA4	24	6400	-
0.18	8.2	205	1.15	166.2	BF10Z-../DSE06LA4	24	6400	-
0.18	7.5	225	1.05	180.1	BF10Z-../DSE06LA4	24	6400	-
0.18	6.9	245	0.98	198.0	BF10Z-../DSE06LA4	24	6400	-
0.18	6.3	270	0.89	214.5	BF10Z-../DSE06LA4	24	6400	-
0.18	5.8	295	0.81	235.8	BF10Z-../DSE06LA4	24	6400	-
0.18	13.5	127	3.3	100.2	BF20-../DSE06LA4	30	7000	-
0.18	12.5	137	3.1	110.2	BF20-../DSE06LA4	30	7300	-
0.18	11	156	2.7	123.5	BF20-../DSE06LA4	30	7600	-
0.18	10	171	2.5	135.9	BF20-../DSE06LA4	30	7900	-
0.18	9.6	179	2.3	141.2	BF20Z-../DSE06LA4	31	7900	-
0.18	8.7	197	2.1	155.4	BF20Z-../DSE06LA4	31	7900	-
0.18	8.3	205	2.0	164.3	BF20Z-../DSE06LA4	31	7900	-
0.18	7.5	225	1.85	180.8	BF20Z-../DSE06LA4	31	7900	-
0.18	6.9	245	1.7	197.1	BF20Z-../DSE06LA4	31	7900	-
0.18	6.3	270	1.55	216.9	BF20Z-../DSE06LA4	31	7900	-
0.18	5.8	295	1.4	235.9	BF20Z-../DSE06LA4	31	7900	-
0.18	5.3	320	1.3	259.6	BF20Z-../DSE06LA4	31	7900	-
0.18	4.6	370	1.15	295.5	BF20Z-../DSE06LA4	31	7900	-
0.18	4.2	405	1.05	325.2	BF20Z-../DSE06LA4	31	7900	-
0.18	4.0	425	0.99	339.1	BF20Z-../DSE06LA4	31	7900	-
0.18	3.7	460	0.91	373.1	BF20Z-../DSE06LA4	31	7900	-
0.18	3.3	520	0.81	418.1	BF20Z-../DSE06LA4	31	7900	-
0.18	9.9	173	3.3	137.1	BF30-../DSE06LA4	40	7400	-
0.18	9.0	191	3.0	150.7	BF30Z-../DSE06LA4	42	7400	-
0.18	8.2	205	2.8	165.8	BF30Z-../DSE06LA4	42	7400	-
0.18	7.7	220	2.6	176.6	BF30Z-../DSE06LA4	42	7400	-
0.18	7.0	245	2.3	194.3	BF30Z-../DSE06LA4	42	7400	-
0.18	6.1	280	2.1	224.8	BF30Z-../DSE06LA4	42	7400	-
0.18	5.5	310	1.85	247.3	BF30Z-../DSE06LA4	42	7400	-
0.18	5.2	330	1.75	263.5	BF30Z-../DSE06LA4	42	7400	-
0.18	4.7	365	1.6	289.8	BF30Z-../DSE06LA4	42	7400	-
0.18	4.4	390	1.45	310.7	BF30Z-../DSE06LA4	42	7400	-
0.18	4.0	425	1.35	341.8	BF30Z-../DSE06LA4	42	7400	-
0.18	3.6	475	1.2	375.1	BF30Z-../DSE06LA4	42	7400	-
0.18	3.3	520	1.1	412.6	BF30Z-../DSE06LA4	42	7400	-
0.18	3.0	570	1.0	463.3	BF30Z-../DSE06LA4	42	7400	-
0.18	2.6	660	0.87	537.0	BF30Z-../DSE06LA4	42	7400	-
0.18	2.2	720	0.88	622.4	BF30G06-../DSE06LA4	45	7400	-
0.18	6.1	280	3.2	222.4	BF40Z-../DSE06LA4	53	10600	-
0.18	5.4	315	2.9	253.2	BF40Z-../DSE06LA4	53	10600	-
0.18	4.9	350	2.6	278.5	BF40Z-../DSE06LA4	53	10600	-

The torques marked (*) are maximum permissible torques for service factor f_B=1.0.

BF-series shaft-mounted geared motors

Selection - shaft-mounted geared motors DSE - IE1

0.18 kW



P _N [kW]	50 Hz			i [:1]	Type	m		
	n ₂ [1/min]	M ₂ [Nm]	f _B [—]			[kg]	[N]	[N]
0.18	4.6	370	2.4	295.1	BF40Z-../DSE06LA4	53	10600	-
0.18	4.2	405	2.2	324.7	BF40Z-../DSE06LA4	53	10600	-
0.18	3.9	440	2.0	346.8	BF40Z-../DSE06LA4	53	10600	-
0.18	3.6	475	1.9	381.5	BF40Z-../DSE06LA4	53	10600	-
0.18	3.3	520	1.75	417.3	BF40Z-../DSE06LA4	53	10600	-
0.18	3.0	570	1.6	459.1	BF40Z-../DSE06LA4	53	10600	-
0.18	2.7	630	1.45	514.6	BF40Z-../DSE06LA4	53	10600	-
0.18	2.4	710	1.25	566.1	BF40Z-../DSE06LA4	53	10600	-
0.18	2.3	560	1.8	597.3	BF40G10-../DSE06LA4	58	10600	-
0.18	1.9	690	1.45	731.6	BF40G10-../DSE06LA4	58	10600	-
0.18	1.5	920	1.1	928.9	BF40G10-../DSE06LA4	58	10600	-
0.18	1.3	1080	0.93	1106	BF40G10-../DSE06LA4	58	10600	-
0.18	4.3	395	3.3	316.6	BF50Z-../DSE06LA4	82	13600	-
0.18	3.9	440	3.0	354.0	BF50Z-../DSE06LA4	82	13600	-
0.18	3.5	490	2.7	392.8	BF50Z-../DSE06LA4	82	13600	-
0.18	3.1	550	2.4	439.3	BF50Z-../DSE06LA4	82	13600	-
0.18	2.8	610	2.1	496.4	BF50Z-../DSE06LA4	82	13600	-
0.18	2.5	680	1.9	555.2	BF50Z-../DSE06LA4	82	13600	-
0.18	2.0	660	2.1	680.9	BF50G10-../DSE06LA4	86	13600	-
0.18	1.6	860	1.65	864.5	BF50G10-../DSE06LA4	86	13600	-
0.18	1.4	1000	1.4	1029	BF50G10-../DSE06LA4	86	13600	-
0.18	1.2	1220	1.15	1203	BF50G10-../DSE06LA4	86	13600	-
0.18	1.0	1470	0.95	1359	BF50G10-../DSE06LA4	86	13600	-
0.18	1.5	870	2.9	937.6	BF60G20-../DSE06LA4	134	15300	43300
0.18	1.2	1120	2.2	1211	BF60G20-../DSE06LA4	134	15300	43300
0.18	0.95	1430	1.75	1494	BF60G20-../DSE06LA4	134	15300	43300
0.18	0.85	1600	1.55	1658	BF60G20-../DSE06LA4	134	15300	43300
0.18	0.7	2000	1.25	1955	BF60G20-../DSE06LA4	134	15300	43300
0.18	0.65	2150	1.15	2172	BF60G20-../DSE06LA4	134	15300	43300
0.18	0.75	1850	3.1	1912	BF70G20-../DSE06LA4	212	16100	47700
0.18	0.6	2350	2.4	2448	BF70G20-../DSE06LA4	212	16100	47700
0.18	0.48	3050	1.85	2849	BF70G20-../DSE06LA4	212	16100	47700
0.18	0.4	3800	1.5	3417	BF70G20-../DSE06LA4	212	16100	47700
0.18	0.34	4550	1.25	4090	BF70G20-../DSE06LA4	212	16100	47700
0.18	0.3	5200	1.1	4542	BF70G20-../DSE06LA4	212	16100	47700

7

0.25 kW



P _N [kW]	50 Hz			i [:1]	Type	m		
	n ₂ [1/min]	M ₂ [Nm]	f _B [—]			[kg]	[N]	[N]
0.25	177	13.4	5.1	7.66	BF06-../DSE05LA4	10	1800	-
0.25	147	16.2	4.3	9.21	BF06-../DSE05LA4	10	1900	-
0.25	112	21	3.6	12.07	BF06-../DSE05LA4	10	2000	-
0.25	96	24.5	3.5	14.21	BF06-../DSE05LA4	10	2100	-
0.25	80	29.5	3.2	16.99	BF06-../DSE05LA4	10	2500	-
0.25	67	35.5	2.7	20.42	BF06-../DSE05LA4	10	2700	-
0.25	51	46.5	2.0	26.76	BF06-../DSE05LA4	10	3000	-
0.25	43	55	1.75	31.50	BF06-../DSE05LA4	10	3200	-
0.25	36	66	1.45	37.69	BF06-../DSE05LA4	10	3500	-
0.25	29.5	80	1.2	46.14	BF06-../DSE05LA4	10	3800	-
0.25	23.5	101	0.94	58.33	BF06-../DSE05LA4	10	4000	-
0.25	20.5	116	0.82	66.82	BF06-../DSE05LA4	10	4000	-
0.25	31.5	75	3.2	43.06	BF10-../DSE06LA4	23	4100	-
0.25	29	82	2.9	47.35	BF10-../DSE06LA4	23	4250	-
0.25	26.5	90	2.7	51.28	BF10-../DSE06LA4	23	4400	-
0.25	24	99	2.4	56.39	BF10-../DSE06LA4	23	4550	-
0.25	22	108	2.2	61.55	BF10-../DSE06LA4	23	4700	-
0.25	20	119	2.0	67.69	BF10-../DSE06LA4	23	4900	-
0.25	17.5	136	1.75	77.55	BF10-../DSE06LA4	23	5100	-
0.25	16	149	1.6	85.27	BF10-../DSE06LA4	23	5300	-
0.25	15	159	1.5	90.91	BF10-../DSE06LA4	23	5400	-

The torques marked (*) are maximum permissible torques for service factor f_B=1.0.

BF-series shaft-mounted geared motors

Selection - shaft-mounted geared motors DSE - IE1

0.25 kW



P _N [kW]	n ₂ [1/min]	50 Hz		i [:1]	Type	m [kg]	[N]	[N]
		M ₂ [Nm]	f _B [-]					
0.25	14	170	1.4	99.97	BF10-../DSE06LA4	23	5600	-
0.25	12.5	191	1.25	112.3	BF10-../DSE06LA4	23	5900	-
0.25	11	215	1.1	123.5	BF10-../DSE06LA4	23	6100	-
0.25	10.5	225	1.05	128.9	BF10-../DSE06LA4	23	6200	-
0.25	9.6	245	0.98	141.8	BF10-../DSE06LA4	23	6400	-
0.25	9.0	265	0.91	151.2	BF10Z-../DSE06LA4	24	6400	-
0.25	8.2	290	0.83	166.2	BF10Z-../DSE06LA4	24	6400	-
0.25	18	132	3.2	76.69	BF20-../DSE06LA4	30	6300	-
0.25	15.5	154	2.7	87.31	BF20-../DSE06LA4	30	6600	-
0.25	14.5	164	2.6	96.08	BF20-../DSE06LA4	30	6900	-
0.25	13.5	176	2.4	100.2	BF20-../DSE06LA4	30	7000	-
0.25	12.5	191	2.2	110.2	BF20-../DSE06LA4	30	7300	-
0.25	11	215	1.95	123.5	BF20-../DSE06LA4	30	7600	-
0.25	10	235	1.8	135.9	BF20-../DSE06LA4	30	7900	-
0.25	9.6	245	1.7	141.2	BF20Z-../DSE06LA4	31	7900	-
0.25	8.7	270	1.55	155.4	BF20Z-../DSE06LA4	31	7900	-
0.25	8.3	285	1.45	164.3	BF20Z-../DSE06LA4	31	7900	-
0.25	7.5	315	1.35	180.8	BF20Z-../DSE06LA4	31	7900	-
0.25	6.9	345	1.2	197.1	BF20Z-../DSE06LA4	31	7900	-
0.25	6.3	375	1.1	216.9	BF20Z-../DSE06LA4	31	7900	-
0.25	5.8	410	1.0	235.9	BF20Z-../DSE06LA4	31	7900	-
0.25	5.3	450	0.93	259.6	BF20Z-../DSE06LA4	31	7900	-
0.25	4.6	510	0.82	295.5	BF20Z-../DSE06LA4	31	7900	-
0.25	13	183	3.1	107.6	BF30-../DSE06LA4	40	6700	-
0.25	11.5	205	2.8	118.3	BF30-../DSE06LA4	40	7000	-
0.25	11	215	2.7	124.7	BF30-../DSE06LA4	40	7100	-
0.25	9.9	240	2.4	137.1	BF30-../DSE06LA4	40	7400	-
0.25	9.0	265	2.2	150.7	BF30Z-../DSE06LA4	42	7400	-
0.25	8.2	290	2.0	165.8	BF30Z-../DSE06LA4	42	7400	-
0.25	7.7	310	1.85	176.6	BF30Z-../DSE06LA4	42	7400	-
0.25	7.0	340	1.7	194.3	BF30Z-../DSE06LA4	42	7400	-
0.25	6.1	390	1.45	224.8	BF30Z-../DSE06LA4	42	7400	-
0.25	5.5	430	1.35	247.3	BF30Z-../DSE06LA4	42	7400	-
0.25	5.2	455	1.25	263.5	BF30Z-../DSE06LA4	42	7400	-
0.25	4.7	500	1.15	289.8	BF30Z-../DSE06LA4	42	7400	-
0.25	4.4	540	1.05	310.7	BF30Z-../DSE06LA4	42	7400	-
0.25	4.0	590	0.97	341.8	BF30Z-../DSE06LA4	42	7400	-
0.25	3.6	660	0.87	375.1	BF30Z-../DSE06LA4	42	7400	-
0.25	3.3	720	0.8	412.6	BF30Z-../DSE06LA4	42	7400	-
0.25	8.7	270	3.3	155.6	BF40Z-../DSE06LA4	53	10600	-
0.25	7.9	300	3.0	171.2	BF40Z-../DSE06LA4	53	10600	-
0.25	7.2	330	2.7	188.3	BF40Z-../DSE06LA4	53	10600	-
0.25	6.7	355	2.5	202.2	BF40Z-../DSE06LA4	53	10600	-
0.25	6.1	390	2.3	222.4	BF40Z-../DSE06LA4	53	10600	-
0.25	5.4	440	2.0	253.2	BF40Z-../DSE06LA4	53	10600	-
0.25	4.9	485	1.85	278.5	BF40Z-../DSE06LA4	53	10600	-
0.25	4.6	510	1.75	295.1	BF40Z-../DSE06LA4	53	10600	-
0.25	4.2	560	1.6	324.7	BF40Z-../DSE06LA4	53	10600	-
0.25	3.9	610	1.5	346.8	BF40Z-../DSE06LA4	53	10600	-
0.25	3.6	660	1.35	381.5	BF40Z-../DSE06LA4	53	10600	-
0.25	3.3	720	1.25	417.3	BF40Z-../DSE06LA4	53	10600	-
0.25	3.0	790	1.15	459.1	BF40Z-../DSE06LA4	53	10600	-
0.25	2.7	880	1.0	514.6	BF40Z-../DSE06LA4	53	10600	-
0.25	2.4	990	0.91	566.1	BF40Z-../DSE06LA4	53	10600	-
0.25	2.3	850	1.2	597.3	BF40G10-../DSE06LA4	58	10600	-
0.25	1.9	1050	0.95	731.6	BF40G10-../DSE06LA4	58	10600	-
0.25	5.5	430	3.0	247.5	BF50Z-../DSE06LA4	82	13600	-
0.25	4.9	485	2.7	276.8	BF50Z-../DSE06LA4	82	13600	-
0.25	4.3	550	2.4	316.6	BF50Z-../DSE06LA4	82	13600	-
0.25	3.9	610	2.1	354.0	BF50Z-../DSE06LA4	82	13600	-
0.25	3.5	680	1.9	392.8	BF50Z-../DSE06LA4	82	13600	-
0.25	3.1	770	1.7	439.3	BF50Z-../DSE06LA4	82	13600	-
0.25	2.8	850	1.55	496.4	BF50Z-../DSE06LA4	82	13600	-
0.25	2.5	950	1.35	555.2	BF50Z-../DSE06LA4	82	13600	-
0.25	2.0	1000	1.4	680.9	BF50G10-../DSE06LA4	86	13600	-

The torques marked (*) are maximum permissible torques for service factor f_B=1.0.

BF-series shaft-mounted geared motors

Selection - shaft-mounted geared motors DSE - IE1

0.25 kW



P _N [kW]	n ₂ [1/min]	50 Hz		i [:1]	Type	m		
		M ₂ [Nm]	f _B [—]			[kg]	[N]	[N]
0.25	1.6	1280	1.1	864.5	BF50G10-../DSE06LA4	86	13600	-
0.25	1.4	1480	0.95	1029	BF50G10-../DSE06LA4	86	13600	-
0.25	2.4	750	3.3	569.3	BF60G20-../DSE06LA4	134	15300	43300
0.25	2.0	900	2.8	689.0	BF60G20-../DSE06LA4	134	15300	43300
0.25	1.7	1090	2.3	813.2	BF60G20-../DSE06LA4	134	15300	43300
0.25	1.5	1310	1.9	937.6	BF60G20-../DSE06LA4	134	15300	43300
0.25	1.2	1680	1.5	1211	BF60G20-../DSE06LA4	134	15300	43300
0.25	0.95	2100	1.2	1494	BF60G20-../DSE06LA4	134	15300	43300
0.25	0.85	2350	1.05	1658	BF60G20-../DSE06LA4	134	15300	43300
0.25	1.0	2000	2.9	1390	BF70G20-../DSE06LA4	212	16100	47700
0.25	0.85	2350	2.4	1621	BF70G20-../DSE06LA4	212	16100	47700
0.25	0.75	2700	2.1	1912	BF70G20-../DSE06LA4	212	16100	47700
0.25	0.6	3500	1.65	2448	BF70G20-../DSE06LA4	212	16100	47700
0.25	0.48	4450	1.3	2849	BF70G20-../DSE06LA4	212	16100	47700
0.25	0.4	5400	1.05	3417	BF70G20-../DSE06LA4	212	16100	47700

0.37 kW



P _N [kW]	n ₂ [1/min]	50 Hz		i [:1]	Type	m		
		M ₂ [Nm]	f _B [—]			[kg]	[N]	[N]
0.37	177	19.9	3.4	7.66	BF06-../DSE07LA4	14	1800	-
0.37	147	24	2.9	9.21	BF06-../DSE07LA4	14	1900	-
0.37	112	31.5	2.4	12.07	BF06-../DSE07LA4	14	2000	-
0.37	96	36.5	2.3	14.21	BF06-../DSE07LA4	14	2100	-
0.37	80	44	2.2	16.99	BF06-../DSE07LA4	14	2500	-
0.37	67	52	1.85	20.42	BF06-../DSE07LA4	14	2700	-
0.37	51	69	1.4	26.76	BF06-../DSE07LA4	14	3000	-
0.37	43	82	1.15	31.50	BF06-../DSE07LA4	14	3200	-
0.37	36	98	0.97	37.69	BF06-../DSE07LA4	14	3500	-
0.37	29.5	119	0.8	46.14	BF06-../DSE07LA4	14	3800	-
0.37	47.5	74	3.2	28.47	BF10-../DSE07LA4	26	3450	-
0.37	43.5	81	3.0	31.31	BF10-../DSE07LA4	26	3600	-
0.37	37.5	94	2.6	36.15	BF10-../DSE07LA4	26	3800	-
0.37	34	103	2.3	39.75	BF10-../DSE07LA4	26	3950	-
0.37	31.5	112	2.1	43.06	BF10-../DSE07LA4	26	4100	-
0.37	29	121	2.0	47.35	BF10-../DSE07LA4	26	4250	-
0.37	26.5	133	1.8	51.28	BF10-../DSE07LA4	26	4400	-
0.37	24	147	1.65	56.39	BF10-../DSE07LA4	26	4550	-
0.37	22	160	1.5	61.55	BF10-../DSE07LA4	26	4700	-
0.37	20	176	1.35	67.69	BF10-../DSE07LA4	26	4900	-
0.37	17.5	200	1.2	77.55	BF10-../DSE07LA4	26	5100	-
0.37	16	220	1.1	85.27	BF10-../DSE07LA4	26	5300	-
0.37	15	235	1.0	90.91	BF10-../DSE07LA4	26	5400	-
0.37	14	250	0.96	99.97	BF10-../DSE07LA4	26	5600	-
0.37	12.5	280	0.86	112.3	BF10-../DSE07LA4	26	5900	-
0.37	28	126	3.3	48.56	BF20-../DSE07LA4	32	5200	-
0.37	25.5	138	3.0	53.43	BF20-../DSE07LA4	32	5500	-
0.37	23.5	150	2.8	58.24	BF20-../DSE07LA4	32	5600	-
0.37	21.5	164	2.6	64.08	BF20-../DSE07LA4	32	5900	-
0.37	19.5	181	2.3	69.70	BF20-../DSE07LA4	32	6100	-
0.37	18	196	2.1	76.69	BF20-../DSE07LA4	32	6300	-
0.37	15.5	225	1.85	87.31	BF20-../DSE07LA4	32	6600	-
0.37	14.5	240	1.75	96.08	BF20-../DSE07LA4	32	6900	-
0.37	13.5	260	1.6	100.2	BF20-../DSE07LA4	32	7000	-
0.37	12.5	280	1.5	110.2	BF20-../DSE07LA4	32	7300	-
0.37	11	320	1.3	123.5	BF20-../DSE07LA4	32	7600	-
0.37	10	350	1.2	135.9	BF20-../DSE07LA4	32	7900	-
0.37	9.6	365	1.15	141.2	BF20Z-../DSE07LA4	34	7900	-
0.37	8.7	405	1.05	155.4	BF20Z-../DSE07LA4	34	7900	-
0.37	8.3	425	0.99	164.3	BF20Z-../DSE07LA4	34	7900	-
0.37	7.5	470	0.89	180.8	BF20Z-../DSE07LA4	34	7900	-

The torques marked (*) are maximum permissible torques for service factor f_B=1.0.

BF-series shaft-mounted geared motors

Selection - shaft-mounted geared motors DSE - IE1

0.37 kW



P _N [kW]	50 Hz			i [:1]	Type	m		
	n ₂ [1/min]	M ₂ [Nm]	f _B [—]			[kg]	[N]	[N]
0.37	6.9	510	0.82	197.1	BF20Z-../DSE07LA4	34	7900	-
0.37	20.5	172	3.3	67.28	BF30-../DSE07LA4	42	5500	-
0.37	19	185	3.1	72.13	BF30-../DSE07LA4	42	5700	-
0.37	17.5	200	2.9	79.34	BF30-../DSE07LA4	42	5900	-
0.37	16	220	2.6	87.08	BF30-../DSE07LA4	42	6200	-
0.37	14.5	240	2.4	95.79	BF30-../DSE07LA4	42	6400	-
0.37	13	270	2.1	107.6	BF30-../DSE07LA4	42	6700	-
0.37	11.5	305	1.9	118.3	BF30-../DSE07LA4	42	7000	-
0.37	11	320	1.8	124.7	BF30-../DSE07LA4	42	7100	-
0.37	9.9	355	1.6	137.1	BF30-../DSE07LA4	42	7400	-
0.37	9.0	390	1.45	150.7	BF30Z-../DSE07LA4	45	7400	-
0.37	8.2	430	1.35	165.8	BF30Z-../DSE07LA4	45	7400	-
0.37	7.7	455	1.25	176.6	BF30Z-../DSE07LA4	45	7400	-
0.37	7.0	500	1.15	194.3	BF30Z-../DSE07LA4	45	7400	-
0.37	6.1	570	1.0	224.8	BF30Z-../DSE07LA4	45	7400	-
0.37	5.5	640	0.9	247.3	BF30Z-../DSE07LA4	45	7400	-
0.37	5.2	670	0.86	263.5	BF30Z-../DSE07LA4	45	7400	-
0.37	9.6	365	2.5	141.4	BF40Z-../DSE07LA4	55	10600	-
0.37	8.7	405	2.2	155.6	BF40Z-../DSE07LA4	55	10600	-
0.37	7.9	445	2.0	171.2	BF40Z-../DSE07LA4	55	10600	-
0.37	7.2	490	1.85	188.3	BF40Z-../DSE07LA4	55	10600	-
0.37	6.7	520	1.75	202.2	BF40Z-../DSE07LA4	55	10600	-
0.37	6.1	570	1.6	222.4	BF40Z-../DSE07LA4	55	10600	-
0.37	5.4	650	1.4	253.2	BF40Z-../DSE07LA4	55	10600	-
0.37	4.9	720	1.25	278.5	BF40Z-../DSE07LA4	55	10600	-
0.37	4.6	760	1.2	295.1	BF40Z-../DSE07LA4	55	10600	-
0.37	4.2	840	1.05	324.7	BF40Z-../DSE07LA4	55	10600	-
0.37	3.9	900	1.0	346.8	BF40Z-../DSE07LA4	55	10600	-
0.37	3.6	980	0.92	381.5	BF40Z-../DSE07LA4	55	10600	-
0.37	3.3	1070	0.84	417.3	BF40Z-../DSE07LA4	55	10600	-
0.37	8.8	400	3.3	154.5	BF50Z-../DSE07LA4	85	13600	-
0.37	7.4	475	2.7	183.5	BF50Z-../DSE07LA4	85	13600	-
0.37	6.6	530	2.5	205.2	BF50Z-../DSE07LA4	85	13600	-
0.37	5.5	640	2.0	247.5	BF50Z-../DSE07LA4	85	13600	-
0.37	4.9	720	1.8	276.8	BF50Z-../DSE07LA4	85	13600	-
0.37	4.3	820	1.6	316.6	BF50Z-../DSE07LA4	85	13600	-
0.37	3.9	900	1.45	354.0	BF50Z-../DSE07LA4	85	13600	-
0.37	3.5	1000	1.3	392.8	BF50Z-../DSE07LA4	85	13600	-
0.37	3.1	1130	1.15	439.3	BF50Z-../DSE07LA4	85	13600	-
0.37	2.8	1260	1.05	496.4	BF50Z-../DSE07LA4	85	13600	-
0.37	2.5	1410	0.92	555.2	BF50Z-../DSE07LA4	85	13600	-
0.37	2.0	1570	0.89	680.9	BF50G10-../DSE07LA4	89	13600	-
0.37	2.4	1230	2.0	569.3	BF60G20-../DSE07LA4	136	15300	43300
0.37	2.0	1470	1.7	689.0	BF60G20-../DSE07LA4	136	15300	43300
0.37	1.7	1770	1.4	813.2	BF60G20-../DSE07LA4	136	15300	43300
0.37	1.5	2050	1.2	937.6	BF60G20-../DSE07LA4	136	15300	43300
0.37	1.2	2600	0.96	1211	BF60G20-../DSE07LA4	136	15300	43300
0.37	1.6	1950	2.9	872.1	BF70G20-../DSE07LA4	215	16100	47700
0.37	1.4	2200	2.6	1017	BF70G20-../DSE07LA4	215	16100	47700
0.37	1.0	3150	1.8	1390	BF70G20-../DSE07LA4	215	16100	47700
0.37	0.85	3700	1.55	1621	BF70G20-../DSE07LA4	215	16100	47700
0.37	0.75	4250	1.35	1912	BF70G20-../DSE07LA4	215	16100	47700
0.37	0.6	5400	1.05	2448	BF70G20-../DSE07LA4	215	16100	47700

0.55 kW



P _N [kW]	50 Hz			i [:1]	Type	m		
	n ₂ [1/min]	M ₂ [Nm]	f _B [—]			[kg]	[N]	[N]
0.55	245	21	3.0	5.72	BF06-../DSE08MA4	16	1600	-
0.55	183	28.5	2.4	7.66	BF06-../DSE08MA4	16	1800	-

The torques marked (*) are maximum permissible torques for service factor f_B=1.0.

BF-series shaft-mounted geared motors

Selection - shaft-mounted geared motors DSE - IE1

0.55 kW



P _N [kW]	n ₂ [1/min]	50 Hz		i [:1]	Type	m [kg]	[N]	[N]
		M ₂ [Nm]	f _B [-]					
0.55	153	34	2.1	9.21	BF06-../DSE08MA4	16	1900	-
0.55	116	45	1.65	12.07	BF06-../DSE08MA4	16	2000	-
0.55	99	53	1.6	14.21	BF06-../DSE08MA4	16	2100	-
0.55	83	63	1.5	16.99	BF06-../DSE08MA4	16	2500	-
0.55	69	76	1.25	20.42	BF06-../DSE08MA4	16	2700	-
0.55	53	99	0.96	26.76	BF06-../DSE08MA4	16	3000	-
0.55	44.5	118	0.81	31.50	BF06-../DSE08MA4	16	3200	-
0.55	94	55	3.3	15.04	BF10-../DSE08MA4	27	2800	-
0.55	70	75	3.2	20.05	BF10-../DSE08MA4	27	3000	-
0.55	61	86	2.8	23.28	BF10-../DSE08MA4	27	3200	-
0.55	55	95	2.5	25.60	BF10-../DSE08MA4	27	3350	-
0.55	49.5	106	2.3	28.47	BF10-../DSE08MA4	27	3450	-
0.55	45	116	2.1	31.31	BF10-../DSE08MA4	27	3600	-
0.55	39	134	1.8	36.15	BF10-../DSE08MA4	27	3800	-
0.55	35.5	147	1.65	39.75	BF10-../DSE08MA4	27	3950	-
0.55	33	159	1.5	43.06	BF10-../DSE08MA4	27	4100	-
0.55	30	175	1.35	47.35	BF10-../DSE08MA4	27	4250	-
0.55	27.5	191	1.25	51.28	BF10-../DSE08MA4	27	4400	-
0.55	25	210	1.15	56.39	BF10-../DSE08MA4	27	4550	-
0.55	23	225	1.05	61.55	BF10-../DSE08MA4	27	4700	-
0.55	21	250	0.96	67.69	BF10-../DSE08MA4	27	4900	-
0.55	18.5	280	0.86	77.55	BF10-../DSE08MA4	27	5100	-
0.55	39.5	132	3.2	35.85	BF20-../DSE08MA4	33	4650	-
0.55	34	154	2.7	41.72	BF20-../DSE08MA4	33	4950	-
0.55	31	169	2.5	45.90	BF20-../DSE08MA4	33	5100	-
0.55	29	181	2.3	48.56	BF20-../DSE08MA4	33	5200	-
0.55	26.5	198	2.1	53.43	BF20-../DSE08MA4	33	5500	-
0.55	24.5	210	2.0	58.24	BF20-../DSE08MA4	33	5600	-
0.55	22	235	1.8	64.08	BF20-../DSE08MA4	33	5900	-
0.55	20.5	255	1.65	69.70	BF20-../DSE08MA4	33	6100	-
0.55	18.5	280	1.5	76.69	BF20-../DSE08MA4	33	6300	-
0.55	16.5	315	1.35	87.31	BF20-../DSE08MA4	33	6600	-
0.55	15	350	1.2	96.08	BF20-../DSE08MA4	33	6900	-
0.55	14	375	1.1	100.2	BF20-../DSE08MA4	33	7000	-
0.55	13	400	1.05	110.2	BF20-../DSE08MA4	33	7300	-
0.55	11.5	455	0.92	123.5	BF20-../DSE08MA4	33	7600	-
0.55	10.5	500	0.84	135.9	BF20-../DSE08MA4	33	7900	-
0.55	10	520	0.81	141.2	BF20Z-../DSE08MA4	35	7900	-
0.55	27	194	3.0	52.20	BF30-../DSE08MA4	43	5000	-
0.55	24.5	210	2.7	57.41	BF30-../DSE08MA4	43	5200	-
0.55	23	225	2.6	61.17	BF30-../DSE08MA4	43	5300	-
0.55	21	250	2.3	67.28	BF30-../DSE08MA4	43	5500	-
0.55	19.5	265	2.2	72.13	BF30-../DSE08MA4	43	5700	-
0.55	18	290	2.0	79.34	BF30-../DSE08MA4	43	5900	-
0.55	16.5	315	1.85	87.08	BF30-../DSE08MA4	43	6200	-
0.55	15	350	1.65	95.79	BF30-../DSE08MA4	43	6400	-
0.55	13.5	385	1.5	107.6	BF30-../DSE08MA4	43	6700	-
0.55	12	435	1.3	118.3	BF30-../DSE08MA4	43	7000	-
0.55	11.5	455	1.25	124.7	BF30-../DSE08MA4	43	7100	-
0.55	10.5	500	1.15	137.1	BF30-../DSE08MA4	43	7400	-
0.55	9.3	560	1.05	150.7	BF30Z-../DSE08MA4	46	7400	-
0.55	8.5	610	0.94	165.8	BF30Z-../DSE08MA4	46	7400	-
0.55	8.0	650	0.88	176.6	BF30Z-../DSE08MA4	46	7400	-
0.55	7.3	710	0.81	194.3	BF30Z-../DSE08MA4	46	7400	-
0.55	18	290	3.1	78.55	BF40-../DSE08MA4	53	8500	-
0.55	17	305	3.0	83.91	BF40-../DSE08MA4	53	8700	-
0.55	15.5	335	2.7	92.31	BF40-../DSE08MA4	53	9100	-
0.55	14	375	2.4	101.0	BF40-../DSE08MA4	53	9400	-
0.55	13	400	2.3	111.1	BF40-../DSE08MA4	53	9800	-
0.55	11.5	455	2.0	124.5	BF40-../DSE08MA4	53	10200	-
0.55	10.5	500	1.8	137.0	BF40-../DSE08MA4	53	10600	-
0.55	10	520	1.75	141.4	BF40Z-../DSE08MA4	56	10600	-
0.55	9.0	580	1.55	155.6	BF40Z-../DSE08MA4	56	10600	-
0.55	8.2	640	1.4	171.2	BF40Z-../DSE08MA4	56	10600	-
0.55	7.5	700	1.3	188.3	BF40Z-../DSE08MA4	56	10600	-
0.55	7.0	750	1.2	202.2	BF40Z-../DSE08MA4	56	10600	-

The torques marked (*) are maximum permissible torques for service factor f_B=1.0.

BF-series shaft-mounted geared motors

Selection - shaft-mounted geared motors DSE - IE1

0.55 kW



P _N [kW]	50 Hz			i [:1]	Type	m [kg]		
	n ₂ [1/min]	M ₂ [Nm]	f _B [—]				[N]	[N]
0.55	6.3	830	1.1	222.4	BF40Z-../DSE08MA4	56	10600	-
0.55	5.6	930	0.97	253.2	BF40Z-../DSE08MA4	56	10600	-
0.55	5.1	1020	0.88	278.5	BF40Z-../DSE08MA4	56	10600	-
0.55	4.8	1090	0.83	295.1	BF40Z-../DSE08MA4	56	10600	-
0.55	12.5	420	3.1	114.0	BF50-../DSE08MA4	81	12900	-
0.55	11	475	2.7	127.5	BF50-../DSE08MA4	81	13600	-
0.55	10.5	500	2.6	138.1	BF50Z-../DSE08MA4	86	13600	-
0.55	9.1	570	2.3	154.5	BF50Z-../DSE08MA4	86	13600	-
0.55	7.7	680	1.9	183.5	BF50Z-../DSE08MA4	86	13600	-
0.55	6.9	760	1.7	205.2	BF50Z-../DSE08MA4	86	13600	-
0.55	5.7	920	1.4	247.5	BF50Z-../DSE08MA4	86	13600	-
0.55	5.1	1020	1.25	276.8	BF50Z-../DSE08MA4	86	13600	-
0.55	4.5	1160	1.1	316.6	BF50Z-../DSE08MA4	86	13600	-
0.55	4.0	1310	0.99	354.0	BF50Z-../DSE08MA4	86	13600	-
0.55	3.6	1450	0.9	392.8	BF50Z-../DSE08MA4	86	13600	-
0.55	7.5	700	3.3	187.7	BF60Z-../DSE08MA4	130	15300	43300
0.55	6.4	820	2.8	221.4	BF60Z-../DSE08MA4	130	15300	43300
0.55	5.8	900	2.6	245.6	BF60Z-../DSE08MA4	130	15300	43300
0.55	4.8	1090	2.1	293.4	BF60Z-../DSE08MA4	130	15300	43300
0.55	4.3	1220	1.9	325.6	BF60Z-../DSE08MA4	130	15300	43300
0.55	3.7	1410	1.65	380.0	BF60Z-../DSE08MA4	130	15300	43300
0.55	3.4	1540	1.5	421.6	BF60Z-../DSE08MA4	130	15300	43300
0.55	3.1	1690	1.35	459.9	BF60Z-../DSE08MA4	130	15300	43300
0.55	2.8	1870	1.25	510.3	BF60Z-../DSE08MA4	130	15300	43300
0.55	2.5	1860	1.35	569.3	BF60G20-../DSE08MA4	137	15300	43300
0.55	2.1	2200	1.15	689.0	BF60G20-../DSE08MA4	137	15300	43300
0.55	1.8	2600	0.96	813.2	BF60G20-../DSE08MA4	137	15300	43300
0.55	3.2	1640	3.2	439.2	BF70Z-../DSE08MA4	218	16100	47700
0.55	2.8	1870	2.8	512.4	BF70Z-../DSE08MA4	218	16100	47700
0.55	2.7	1720	3.3	524.1	BF70G20-../DSE08MA4	216	16100	47700
0.55	2.5	1850	3.1	577.5	BF70G20-../DSE08MA4	216	16100	47700
0.55	2.1	2200	2.6	673.6	BF70G20-../DSE08MA4	216	16100	47700
0.55	1.7	2800	2.0	872.1	BF70G20-../DSE08MA4	216	16100	47700
0.55	1.4	3450	1.65	1017	BF70G20-../DSE08MA4	216	16100	47700
0.55	1.1	4400	1.3	1390	BF70G20-../DSE08MA4	216	16100	47700
0.55	0.9	5400	1.05	1621	BF70G20-../DSE08MA4	216	16100	47700
0.55	1.5	3500	3.0	990.4	BF80Z-../DSE08MA4	334	39600	75000
0.55	1.3	4000	2.6	1124	BF80Z-../DSE08MA4	334	39600	75000
0.55	1.1	3300	3.2	1329	BF80G40-../DSE08MA4	340	39600	75000
0.55	0.95	4100	2.6	1491	BF80G40-../DSE08MA4	340	39600	75000
0.55	0.85	4550	2.3	1693	BF80G40-../DSE08MA4	340	39600	75000
0.55	0.7	5900	1.8	2051	BF80G40-../DSE08MA4	340	39600	75000
0.55	0.6	7100	1.5	2422	BF80G40-../DSE08MA4	340	39600	75000
0.55	0.55	7500	1.4	2785	BF80G40-../DSE08MA4	340	39600	75000
0.55	0.46	9300	1.15	3092	BF80G40-../DSE08MA4	340	39600	75000
0.55	0.65	6000	3.1	2154	BF90G50-../DSE08MA4	610	42800	120000
0.55	0.55	7100	2.6	2656	BF90G50-../DSE08MA4	610	42800	120000
0.55	0.48	8600	2.2	2952	BF90G50-../DSE08MA4	610	42800	120000
0.55	0.43	9700	1.9	3286	BF90G50-../DSE08MA4	610	42800	120000
0.55	0.39	10900	1.7	3644	BF90G50-../DSE08MA4	610	42800	120000
0.55	0.33	13400	1.4	4366	BF90G50-../DSE08MA4	610	42800	120000
0.55	0.29	15600	1.2	4839	BF90G50-../DSE08MA4	610	42800	120000

0.75 kW



P _N [kW]	50 Hz			i [:1]	Type	m [kg]		
	n ₂ [1/min]	M ₂ [Nm]	f _B [—]				[N]	[N]
0.75	245	29	2.1	5.72	BF06-../DSE08LA4	17	1600	-
0.75	183	39	1.75	7.66	BF06-../DSE08LA4	17	1800	-
0.75	153	46.5	1.5	9.21	BF06-../DSE08LA4	17	1900	-

The torques marked (*) are maximum permissible torques for service factor f_B=1.0.

BF-series shaft-mounted geared motors

Selection - shaft-mounted geared motors DSE - IE1

0.75 kW



P _N [kW]	n ₂ [1/min]	50 Hz		i [:1]	Type	m [kg]	[N]	[N]
		M ₂ [Nm]	f _B [-]					
0.75	116	61	1.25	12.07	BF06-../DSE08LA4	17	2000	-
0.75	99	72	1.2	14.21	BF06-../DSE08LA4	17	2100	-
0.75	83	86	1.1	16.99	BF06-../DSE08LA4	17	2500	-
0.75	69	103	0.92	20.42	BF06-../DSE08LA4	17	2700	-
0.75	119	60	3.1	11.84	BF10-../DSE08LA4	28	2500	-
0.75	94	76	2.4	15.04	BF10-../DSE08LA4	28	2800	-
0.75	77	93	2.6	18.23	BF10-../DSE08LA4	28	2900	-
0.75	70	102	2.4	20.05	BF10-../DSE08LA4	28	3000	-
0.75	61	117	2.1	23.28	BF10-../DSE08LA4	28	3200	-
0.75	55	130	1.85	25.60	BF10-../DSE08LA4	28	3350	-
0.75	49.5	144	1.65	28.47	BF10-../DSE08LA4	28	3450	-
0.75	45	159	1.5	31.31	BF10-../DSE08LA4	28	3600	-
0.75	39	183	1.3	36.15	BF10-../DSE08LA4	28	3800	-
0.75	35.5	200	1.2	39.75	BF10-../DSE08LA4	28	3950	-
0.75	33	215	1.1	43.06	BF10-../DSE08LA4	28	4100	-
0.75	30	235	1.0	47.35	BF10-../DSE08LA4	28	4250	-
0.75	27.5	260	0.92	51.28	BF10-../DSE08LA4	28	4400	-
0.75	25	285	0.84	56.39	BF10-../DSE08LA4	28	4550	-
0.75	58	123	3.3	24.25	BF20-../DSE08LA4	35	3950	-
0.75	51	140	3.0	27.62	BF20-../DSE08LA4	35	4150	-
0.75	46.5	154	2.7	30.40	BF20-../DSE08LA4	35	4400	-
0.75	43	166	2.5	32.58	BF20-../DSE08LA4	35	4450	-
0.75	39.5	181	2.3	35.85	BF20-../DSE08LA4	35	4650	-
0.75	34	210	2.0	41.72	BF20-../DSE08LA4	35	4950	-
0.75	31	230	1.85	45.90	BF20-../DSE08LA4	35	5100	-
0.75	29	245	1.7	48.56	BF20-../DSE08LA4	35	5200	-
0.75	26.5	270	1.55	53.43	BF20-../DSE08LA4	35	5500	-
0.75	24.5	290	1.45	58.24	BF20-../DSE08LA4	35	5600	-
0.75	22	325	1.3	64.08	BF20-../DSE08LA4	35	5900	-
0.75	20.5	345	1.2	69.70	BF20-../DSE08LA4	35	6100	-
0.75	18.5	385	1.1	76.69	BF20-../DSE08LA4	35	6300	-
0.75	16.5	430	0.98	87.31	BF20-../DSE08LA4	35	6600	-
0.75	15	475	0.88	96.08	BF20-../DSE08LA4	35	6900	-
0.75	14	510	0.82	100.2	BF20-../DSE08LA4	35	7000	-
0.75	40	179	3.2	35.00	BF30-../DSE08LA4	45	4200	-
0.75	36.5	196	2.9	38.49	BF30-../DSE08LA4	45	4400	-
0.75	34.5	205	2.8	41.01	BF30-../DSE08LA4	45	4500	-
0.75	31.5	225	2.6	45.10	BF30-../DSE08LA4	45	4700	-
0.75	27	265	2.2	52.20	BF30-../DSE08LA4	45	5000	-
0.75	24.5	290	2.0	57.41	BF30-../DSE08LA4	45	5200	-
0.75	23	310	1.85	61.17	BF30-../DSE08LA4	45	5300	-
0.75	21	340	1.7	67.28	BF30-../DSE08LA4	45	5500	-
0.75	19.5	365	1.6	72.13	BF30-../DSE08LA4	45	5700	-
0.75	18	395	1.45	79.34	BF30-../DSE08LA4	45	5900	-
0.75	16.5	430	1.35	87.08	BF30-../DSE08LA4	45	6200	-
0.75	15	475	1.2	95.79	BF30-../DSE08LA4	45	6400	-
0.75	13.5	530	1.1	107.6	BF30-../DSE08LA4	45	6700	-
0.75	12	590	0.97	118.3	BF30-../DSE08LA4	45	7000	-
0.75	11.5	620	0.93	124.7	BF30-../DSE08LA4	45	7100	-
0.75	10.5	680	0.85	137.1	BF30-../DSE08LA4	45	7400	-
0.75	26.5	270	3.3	53.82	BF40-../DSE08LA4	54	7200	-
0.75	23	310	2.9	61.25	BF40-../DSE08LA4	54	7600	-
0.75	21	340	2.6	67.38	BF40-../DSE08LA4	54	8000	-
0.75	20	355	2.5	71.40	BF40-../DSE08LA4	54	8100	-
0.75	18	395	2.3	78.55	BF40-../DSE08LA4	54	8500	-
0.75	17	420	2.1	83.91	BF40-../DSE08LA4	54	8700	-
0.75	15.5	460	1.95	92.31	BF40-../DSE08LA4	54	9100	-
0.75	14	510	1.75	101.0	BF40-../DSE08LA4	54	9400	-
0.75	13	550	1.65	111.1	BF40-../DSE08LA4	54	9800	-
0.75	11.5	620	1.45	124.5	BF40-../DSE08LA4	54	10200	-
0.75	10.5	680	1.3	137.0	BF40-../DSE08LA4	54	10600	-
0.75	10	710	1.25	141.4	BF40Z-../DSE08LA4	58	10600	-
0.75	9.0	790	1.15	155.6	BF40Z-../DSE08LA4	58	10600	-
0.75	8.2	870	1.05	171.2	BF40Z-../DSE08LA4	58	10600	-
0.75	7.5	950	0.95	188.3	BF40Z-../DSE08LA4	58	10600	-
0.75	7.0	1020	0.88	202.2	BF40Z-../DSE08LA4	58	10600	-

The torques marked (*) are maximum permissible torques for service factor f_B=1.0.

BF-series shaft-mounted geared motors

Selection - shaft-mounted geared motors DSE - IE1

0.75 kW



P _N [kW]	50 Hz			i [:1]	Type	m		
	n ₂ [1/min]	M ₂ [Nm]	f _B [—]			[kg]	[N]	[N]
0.75	6.3	1130	0.8	222.4	BF40Z-../DSE08LA4	58	10600	-
0.75	17.5	405	3.2	81.33	BF50-../DSE08LA4	83	11300	-
0.75	16	445	2.9	90.24	BF50-../DSE08LA4	83	11800	-
0.75	14	510	2.5	100.9	BF50-../DSE08LA4	83	12300	-
0.75	12.5	570	2.3	114.0	BF50-../DSE08LA4	83	12900	-
0.75	11	650	2.0	127.5	BF50-../DSE08LA4	83	13600	-
0.75	10.5	680	1.9	138.1	BF50Z-../DSE08LA4	88	13600	-
0.75	9.1	780	1.65	154.5	BF50Z-../DSE08LA4	88	13600	-
0.75	7.7	930	1.4	183.5	BF50Z-../DSE08LA4	88	13600	-
0.75	6.9	1030	1.25	205.2	BF50Z-../DSE08LA4	88	13600	-
0.75	5.7	1250	1.05	247.5	BF50Z-../DSE08LA4	88	13600	-
0.75	5.1	1400	0.93	276.8	BF50Z-../DSE08LA4	88	13600	-
0.75	4.5	1590	0.82	316.6	BF50Z-../DSE08LA4	88	13600	-
0.75	10	710	3.2	140.8	BF60Z-../DSE08LA4	131	15300	43300
0.75	8.3	860	2.7	169.2	BF60Z-../DSE08LA4	131	15300	43300
0.75	7.5	950	2.4	187.7	BF60Z-../DSE08LA4	131	15300	43300
0.75	6.4	1110	2.1	221.4	BF60Z-../DSE08LA4	131	15300	43300
0.75	5.8	1230	1.85	245.6	BF60Z-../DSE08LA4	131	15300	43300
0.75	4.8	1490	1.55	293.4	BF60Z-../DSE08LA4	131	15300	43300
0.75	4.3	1660	1.4	325.6	BF60Z-../DSE08LA4	131	15300	43300
0.75	3.7	1930	1.2	380.0	BF60Z-../DSE08LA4	131	15300	43300
0.75	3.4	2100	1.1	421.6	BF60Z-../DSE08LA4	131	15300	43300
0.75	3.1	2300	1.0	459.9	BF60Z-../DSE08LA4	131	15300	43300
0.75	2.8	2550	0.9	510.3	BF60Z-../DSE08LA4	131	15300	43300
0.75	2.5	2600	0.96	569.3	BF60G20-../DSE08LA4	139	15300	43300
0.75	2.1	3100	0.81	689.0	BF60G20-../DSE08LA4	139	15300	43300
0.75	4.1	1740	3.0	341.7	BF70Z-../DSE08LA4	220	16100	47700
0.75	3.6	1980	2.6	398.7	BF70Z-../DSE08LA4	220	16100	47700
0.75	3.2	2200	2.4	439.2	BF70Z-../DSE08LA4	220	16100	47700
0.75	2.8	2550	2.0	512.4	BF70Z-../DSE08LA4	220	16100	47700
0.75	2.7	2400	2.4	524.1	BF70G20-../DSE08LA4	217	16100	47700
0.75	2.5	2600	2.2	577.5	BF70G20-../DSE08LA4	217	16100	47700
0.75	2.1	3100	1.85	673.6	BF70G20-../DSE08LA4	217	16100	47700
0.75	1.7	3950	1.45	872.1	BF70G20-../DSE08LA4	217	16100	47700
0.75	1.4	4800	1.2	1017	BF70G20-../DSE08LA4	217	16100	47700
0.75	1.1	6100	0.93	1390	BF70G20-../DSE08LA4	217	16100	47700
0.75	2.2	3250	3.2	662.1	BF80Z-../DSE08LA4	336	39600	75000
0.75	1.9	3750	2.8	770.6	BF80Z-../DSE08LA4	336	39600	75000
0.75	1.7	4200	2.5	874.6	BF80Z-../DSE08LA4	336	39600	75000
0.75	1.5	4750	2.2	990.4	BF80Z-../DSE08LA4	336	39600	75000
0.75	1.3	5500	1.9	1124	BF80Z-../DSE08LA4	336	39600	75000
0.75	1.1	5000	2.1	1329	BF80G40-../DSE08LA4	341	39600	75000
0.75	0.95	6100	1.7	1491	BF80G40-../DSE08LA4	341	39600	75000
0.75	0.85	6800	1.55	1693	BF80G40-../DSE08LA4	341	39600	75000
0.75	0.7	8600	1.2	2051	BF80G40-../DSE08LA4	341	39600	75000
0.75	0.6	10300	1.0	2422	BF80G40-../DSE08LA4	341	39600	75000
0.75	1.0	5700	3.2	1444	BF90G50-../DSE08LA4	612	42800	120000
0.75	0.85	6800	2.7	1678	BF90G50-../DSE08LA4	612	42800	120000
0.75	0.75	7700	2.4	1867	BF90G50-../DSE08LA4	612	42800	120000
0.75	0.65	8900	2.1	2154	BF90G50-../DSE08LA4	612	42800	120000
0.75	0.55	10600	1.75	2656	BF90G50-../DSE08LA4	612	42800	120000
0.75	0.48	12600	1.45	2952	BF90G50-../DSE08LA4	612	42800	120000
0.75	0.43	14100	1.3	3286	BF90G50-../DSE08LA4	612	42800	120000
0.75	0.39	15800	1.15	3644	BF90G50-../DSE08LA4	612	42800	120000

1.1 kW



P _N [kW]	50 Hz			i [:1]	Type	m		
	n ₂ [1/min]	M ₂ [Nm]	f _B [—]			[kg]	[N]	[N]
1.1	245	42.5	1.45	5.72	BF06-../DSE08XA4	18	1600	-

The torques marked (*) are maximum permissible torques for service factor f_B=1.0.

BF-series shaft-mounted geared motors

Selection - shaft-mounted geared motors DSE - IE1

1.1 kW



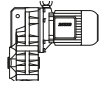
P _N [kW]	n ₂ [1/min]	50 Hz		i [:1]	Type	m [kg]	[N]	[N]
		M ₂ [Nm]	f _B [-]					
1.1	183	57	1.2	7.66	BF06-../DSE08XA4	18	1800	-
1.1	153	68	1.05	9.21	BF06-../DSE08XA4	18	1900	-
1.1	116	90	0.83	12.07	BF06-../DSE08XA4	18	2000	-
1.1	99	106	0.8	14.21	BF06-../DSE08XA4	18	2100	-
1.1	250	42	3.3	5.60	BF10-../DSE08XA4	30	1950	-
1.1	185	56	2.7	7.58	BF10-../DSE08XA4	30	2200	-
1.1	145	72	2.5	9.69	BF10-../DSE08XA4	30	2350	-
1.1	119	88	2.1	11.84	BF10-../DSE08XA4	30	2500	-
1.1	94	111	1.65	15.04	BF10-../DSE08XA4	30	2800	-
1.1	77	136	1.75	18.23	BF10-../DSE08XA4	30	2900	-
1.1	70	150	1.6	20.05	BF10-../DSE08XA4	30	3000	-
1.1	61	172	1.4	23.28	BF10-../DSE08XA4	30	3200	-
1.1	55	191	1.25	25.60	BF10-../DSE08XA4	30	3350	-
1.1	49.5	210	1.15	28.47	BF10-../DSE08XA4	30	3450	-
1.1	45	230	1.05	31.31	BF10-../DSE08XA4	30	3600	-
1.1	39	265	0.91	36.15	BF10-../DSE08XA4	30	3800	-
1.1	35.5	295	0.81	39.75	BF10-../DSE08XA4	30	3950	-
1.1	134	78	3.3	10.51	BF20-../DSE08XA4	36	3100	-
1.1	107	98	2.9	13.18	BF20-../DSE08XA4	36	3300	-
1.1	91	115	2.7	15.54	BF20-../DSE08XA4	36	3450	-
1.1	84	125	2.9	16.77	BF20-../DSE08XA4	36	3500	-
1.1	76	138	2.7	18.45	BF20-../DSE08XA4	36	3600	-
1.1	64	164	2.4	22.04	BF20-../DSE08XA4	36	3800	-
1.1	58	181	2.2	24.25	BF20-../DSE08XA4	36	3950	-
1.1	51	205	2.0	27.62	BF20-../DSE08XA4	36	4150	-
1.1	46.5	225	1.85	30.40	BF20-../DSE08XA4	36	4400	-
1.1	43	240	1.75	32.58	BF20-../DSE08XA4	36	4450	-
1.1	39.5	265	1.6	35.85	BF20-../DSE08XA4	36	4650	-
1.1	34	305	1.4	41.72	BF20-../DSE08XA4	36	4950	-
1.1	31	335	1.25	45.90	BF20-../DSE08XA4	36	5100	-
1.1	29	360	1.15	48.56	BF20-../DSE08XA4	36	5200	-
1.1	26.5	395	1.05	53.43	BF20-../DSE08XA4	36	5500	-
1.1	24.5	425	0.99	58.24	BF20-../DSE08XA4	36	5600	-
1.1	22	475	0.88	64.08	BF20-../DSE08XA4	36	5900	-
1.1	20.5	510	0.82	69.70	BF20-../DSE08XA4	36	6100	-
1.1	65	161	3.3	21.85	BF30-../DSE08XA4	46	3500	-
1.1	59	178	3.1	24.03	BF30-../DSE08XA4	46	3600	-
1.1	50	210	2.7	28.23	BF30-../DSE08XA4	46	3800	-
1.1	45.5	230	2.5	31.05	BF30-../DSE08XA4	46	4000	-
1.1	40	260	2.2	35.00	BF30-../DSE08XA4	46	4200	-
1.1	36.5	285	2.0	38.49	BF30-../DSE08XA4	46	4400	-
1.1	34.5	300	1.9	41.01	BF30-../DSE08XA4	46	4500	-
1.1	31.5	330	1.75	45.10	BF30-../DSE08XA4	46	4700	-
1.1	27	385	1.5	52.20	BF30-../DSE08XA4	46	5000	-
1.1	24.5	425	1.35	57.41	BF30-../DSE08XA4	46	5200	-
1.1	23	455	1.25	61.17	BF30-../DSE08XA4	46	5300	-
1.1	21	500	1.15	67.28	BF30-../DSE08XA4	46	5500	-
1.1	19.5	530	1.1	72.13	BF30-../DSE08XA4	46	5700	-
1.1	18	580	0.99	79.34	BF30-../DSE08XA4	46	5900	-
1.1	16.5	630	0.91	87.08	BF30-../DSE08XA4	46	6200	-
1.1	15	700	0.82	95.79	BF30-../DSE08XA4	46	6400	-
1.1	37.5	280	3.2	37.64	BF40-../DSE08XA4	55	6200	-
1.1	34	305	3.0	41.42	BF40-../DSE08XA4	55	6500	-
1.1	31	335	2.7	45.56	BF40-../DSE08XA4	55	6800	-
1.1	29	360	2.5	48.92	BF40-../DSE08XA4	55	7000	-
1.1	26.5	395	2.3	53.82	BF40-../DSE08XA4	55	7200	-
1.1	23	455	2.0	61.25	BF40-../DSE08XA4	55	7600	-
1.1	21	500	1.8	67.38	BF40-../DSE08XA4	55	8000	-
1.1	20	520	1.75	71.40	BF40-../DSE08XA4	55	8100	-
1.1	18	580	1.55	78.55	BF40-../DSE08XA4	55	8500	-
1.1	17	610	1.5	83.91	BF40-../DSE08XA4	55	8700	-
1.1	15.5	670	1.35	92.31	BF40-../DSE08XA4	55	9100	-
1.1	14	750	1.2	101.0	BF40-../DSE08XA4	55	9400	-
1.1	13	800	1.15	111.1	BF40-../DSE08XA4	55	9800	-
1.1	11.5	910	0.99	124.5	BF40-../DSE08XA4	55	10200	-
1.1	10.5	1000	0.9	137.0	BF40-../DSE08XA4	55	10600	-

The torques marked (*) are maximum permissible torques for service factor f_B=1.0.

BF-series shaft-mounted geared motors

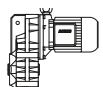
Selection - shaft-mounted geared motors DSE - IE1

1.1 kW



P _N [kW]	n ₂ [1/min]	50 Hz		i [:1]	Type	m		
		M ₂ [Nm]	f _B [-]			[kg]	[N]	[N]
1.1	10	1050	0.86	141.4	BF40Z-../DSE08XA4	59	10600	-
1.1	25	420	3.1	56.86	BF50-../DSE08XA4	84	9300	-
1.1	22.5	465	2.8	63.59	BF50-../DSE08XA4	84	9800	-
1.1	19.5	530	2.5	72.72	BF50-../DSE08XA4	84	10700	-
1.1	17.5	600	2.2	81.33	BF50-../DSE08XA4	84	11300	-
1.1	16	650	2.0	90.24	BF50-../DSE08XA4	84	11800	-
1.1	14	750	1.75	100.9	BF50-../DSE08XA4	84	12300	-
1.1	12.5	840	1.55	114.0	BF50-../DSE08XA4	84	12900	-
1.1	11	950	1.35	127.5	BF50-../DSE08XA4	84	13600	-
1.1	10.5	1000	1.3	138.1	BF50Z-../DSE08XA4	88	13600	-
1.1	9.1	1150	1.15	154.5	BF50Z-../DSE08XA4	88	13600	-
1.1	7.7	1360	0.96	183.5	BF50Z-../DSE08XA4	88	13600	-
1.1	6.9	1520	0.86	205.2	BF50Z-../DSE08XA4	88	13600	-
1.1	10	1050	2.2	140.8	BF60Z-../DSE08XA4	132	15300	43300
1.1	8.3	1260	1.85	169.2	BF60Z-../DSE08XA4	132	15300	43300
1.1	7.5	1400	1.65	187.7	BF60Z-../DSE08XA4	132	15300	43300
1.1	6.4	1640	1.4	221.4	BF60Z-../DSE08XA4	132	15300	43300
1.1	5.8	1810	1.25	245.6	BF60Z-../DSE08XA4	132	15300	43300
1.1	4.8	2150	1.05	293.4	BF60Z-../DSE08XA4	132	15300	43300
1.1	4.3	2400	0.96	325.6	BF60Z-../DSE08XA4	132	15300	43300
1.1	3.7	2800	0.82	380.0	BF60Z-../DSE08XA4	132	15300	43300
1.1	6.1	1720	3.0	233.0	BF70Z-../DSE08XA4	220	16100	47700
1.1	5.5	1910	2.7	258.7	BF70Z-../DSE08XA4	220	16100	47700
1.1	4.7	2200	2.4	301.8	BF70Z-../DSE08XA4	220	16100	47700
1.1	4.1	2550	2.0	341.7	BF70Z-../DSE08XA4	220	16100	47700
1.1	3.6	2900	1.8	398.7	BF70Z-../DSE08XA4	220	16100	47700
1.1	3.2	3250	1.6	439.2	BF70Z-../DSE08XA4	220	16100	47700
1.1	2.8	3750	1.4	512.4	BF70Z-../DSE08XA4	220	16100	47700
1.1	2.7	3650	1.55	524.1	BF70G20-../DSE08XA4	218	16100	47700
1.1	2.5	3950	1.45	577.5	BF70G20-../DSE08XA4	218	16100	47700
1.1	2.1	4700	1.2	673.6	BF70G20-../DSE08XA4	218	16100	47700
1.1	1.7	5900	0.97	872.1	BF70G20-../DSE08XA4	218	16100	47700
1.1	3.2	3250	3.2	450.4	BF80Z-../DSE08XA4	337	39600	75000
1.1	2.8	3750	2.8	511.2	BF80Z-../DSE08XA4	337	39600	75000
1.1	2.4	4350	2.4	583.4	BF80Z-../DSE08XA4	337	39600	75000
1.1	2.2	4750	2.2	662.1	BF80Z-../DSE08XA4	337	39600	75000
1.1	1.9	5500	1.9	770.6	BF80Z-../DSE08XA4	337	39600	75000
1.1	1.7	6100	1.7	874.6	BF80Z-../DSE08XA4	337	39600	75000
1.1	1.5	7000	1.5	990.4	BF80Z-../DSE08XA4	337	39600	75000
1.1	1.3	8000	1.3	1124	BF80Z-../DSE08XA4	337	39600	75000
1.1	1.1	8100	1.3	1329	BF80G40-../DSE08XA4	342	39600	75000
1.1	0.95	9600	1.1	1491	BF80G40-../DSE08XA4	342	39600	75000
1.1	1.4	6100	3.0	1043	BF90G50-../DSE08XA4	613	42800	120000
1.1	1.2	7100	2.6	1204	BF90G50-../DSE08XA4	613	42800	120000
1.1	1.0	9100	2.0	1444	BF90G50-../DSE08XA4	613	42800	120000
1.1	0.85	10700	1.75	1678	BF90G50-../DSE08XA4	613	42800	120000
1.1	0.75	12200	1.5	1867	BF90G50-../DSE08XA4	613	42800	120000
1.1	0.65	14100	1.3	2154	BF90G50-../DSE08XA4	613	42800	120000
1.1	0.55	16700	1.1	2656	BF90G50-../DSE08XA4	613	42800	120000

1.5 kW



P _N [kW]	n ₂ [1/min]	50 Hz		i [:1]	Type	m		
		M ₂ [Nm]	f _B [-]			[kg]	[N]	[N]
1.5	255	56	2.5	5.60	BF10-../DSE09LA4	36	1950	-
1.5	188	76	2.0	7.58	BF10-../DSE09LA4	36	2200	-
1.5	147	97	1.8	9.69	BF10-../DSE09LA4	36	2350	-
1.5	120	119	1.55	11.84	BF10-../DSE09LA4	36	2500	-
1.5	95	150	1.2	15.04	BF10-../DSE09LA4	36	2800	-
1.5	78	183	1.3	18.23	BF10-../DSE09LA4	36	2900	-

The torques marked (*) are maximum permissible torques for service factor f_B=1.0.

BF-series shaft-mounted geared motors

Selection - shaft-mounted geared motors DSE - IE1

1.5 kW



P _N [kW]	n ₂ [1/min]	50 Hz		i [:1]	Type	m [kg]	[N]	[N]
		M ₂ [Nm]	f _B [-]					
1.5	71	200	1.2	20.05	BF10-../DSE09LA4	36	3000	-
1.5	61	230	1.05	23.28	BF10-../DSE09LA4	36	3200	-
1.5	56	255	0.94	25.60	BF10-../DSE09LA4	36	3350	-
1.5	50	285	0.84	28.47	BF10-../DSE09LA4	36	3450	-
1.5	178	80	2.8	8.00	BF20-../DSE09LA4	42	2850	-
1.5	136	105	2.4	10.51	BF20-../DSE09LA4	42	3100	-
1.5	108	132	2.2	13.18	BF20-../DSE09LA4	42	3300	-
1.5	92	155	2.0	15.54	BF20-../DSE09LA4	42	3450	-
1.5	85	168	2.2	16.77	BF20-../DSE09LA4	42	3500	-
1.5	77	186	2.0	18.45	BF20-../DSE09LA4	42	3600	-
1.5	65	220	1.8	22.04	BF20-../DSE09LA4	42	3800	-
1.5	59	240	1.7	24.25	BF20-../DSE09LA4	42	3950	-
1.5	52	275	1.55	27.62	BF20-../DSE09LA4	42	4150	-
1.5	47	300	1.4	30.40	BF20-../DSE09LA4	42	4400	-
1.5	44	325	1.3	32.58	BF20-../DSE09LA4	42	4450	-
1.5	40	355	1.2	35.85	BF20-../DSE09LA4	42	4650	-
1.5	34.5	415	1.0	41.72	BF20-../DSE09LA4	42	4950	-
1.5	31	460	0.91	45.90	BF20-../DSE09LA4	42	5100	-
1.5	29.5	485	0.87	48.56	BF20-../DSE09LA4	42	5200	-
1.5	143	100	3.2	9.99	BF30-../DSE09LA4	53	2850	-
1.5	110	130	2.8	12.91	BF30-../DSE09LA4	53	3050	-
1.5	89	160	2.6	16.00	BF30-../DSE09LA4	53	3250	-
1.5	81	176	2.7	17.65	BF30-../DSE09LA4	53	3300	-
1.5	74	193	2.6	19.41	BF30-../DSE09LA4	53	3400	-
1.5	65	220	2.4	21.85	BF30-../DSE09LA4	53	3500	-
1.5	60	235	2.4	24.03	BF30-../DSE09LA4	53	3600	-
1.5	51	280	2.1	28.23	BF30-../DSE09LA4	53	3800	-
1.5	46	310	1.85	31.05	BF30-../DSE09LA4	53	4000	-
1.5	41	345	1.65	35.00	BF30-../DSE09LA4	53	4200	-
1.5	37	385	1.5	38.49	BF30-../DSE09LA4	53	4400	-
1.5	35	405	1.4	41.01	BF30-../DSE09LA4	53	4500	-
1.5	31.5	450	1.3	45.10	BF30-../DSE09LA4	53	4700	-
1.5	27.5	520	1.1	52.20	BF30-../DSE09LA4	53	5000	-
1.5	25	570	1.0	57.41	BF30-../DSE09LA4	53	5200	-
1.5	23.5	600	0.96	61.17	BF30-../DSE09LA4	53	5300	-
1.5	21.5	660	0.87	67.28	BF30-../DSE09LA4	53	5500	-
1.5	20	710	0.81	72.13	BF30-../DSE09LA4	53	5700	-
1.5	66	215	3.3	21.60	BF40-../DSE09LA4	62	5200	-
1.5	60	235	3.1	23.77	BF40-../DSE09LA4	62	5400	-
1.5	53	270	2.9	26.86	BF40-../DSE09LA4	62	5600	-
1.5	48.5	295	2.7	29.55	BF40-../DSE09LA4	62	5800	-
1.5	42	340	2.5	34.21	BF40-../DSE09LA4	62	6000	-
1.5	38	375	2.4	37.64	BF40-../DSE09LA4	62	6200	-
1.5	34.5	415	2.2	41.42	BF40-../DSE09LA4	62	6500	-
1.5	31.5	450	2.0	45.56	BF40-../DSE09LA4	62	6800	-
1.5	29.5	485	1.85	48.92	BF40-../DSE09LA4	62	7000	-
1.5	26.5	540	1.65	53.82	BF40-../DSE09LA4	62	7200	-
1.5	23.5	600	1.5	61.25	BF40-../DSE09LA4	62	7600	-
1.5	21.5	660	1.35	67.38	BF40-../DSE09LA4	62	8000	-
1.5	20	710	1.25	71.40	BF40-../DSE09LA4	62	8100	-
1.5	18.5	770	1.15	78.55	BF40-../DSE09LA4	62	8500	-
1.5	17	840	1.05	83.91	BF40-../DSE09LA4	62	8700	-
1.5	15.5	920	0.98	92.31	BF40-../DSE09LA4	62	9100	-
1.5	14.5	980	0.92	101.0	BF40-../DSE09LA4	62	9400	-
1.5	13	1100	0.82	111.1	BF40-../DSE09LA4	62	9800	-
1.5	34	420	3.1	42.15	BF50-../DSE09LA4	90	8500	-
1.5	30.5	465	2.8	47.14	BF50-../DSE09LA4	90	8900	-
1.5	25	570	2.3	56.86	BF50-../DSE09LA4	90	9300	-
1.5	22.5	630	2.1	63.59	BF50-../DSE09LA4	90	9800	-
1.5	20	710	1.85	72.72	BF50-../DSE09LA4	90	10700	-
1.5	17.5	810	1.6	81.33	BF50-../DSE09LA4	90	11300	-
1.5	16	890	1.45	90.24	BF50-../DSE09LA4	90	11800	-
1.5	14.5	980	1.35	100.9	BF50-../DSE09LA4	90	12300	-
1.5	12.5	1140	1.15	114.0	BF50-../DSE09LA4	90	12900	-
1.5	11.5	1240	1.05	127.5	BF50-../DSE09LA4	90	13600	-
1.5	10.5	1360	0.96	138.1	BF50Z-../DSE09LA4	95	13600	-

The torques marked (*) are maximum permissible torques for service factor f_B=1.0.

BF-series shaft-mounted geared motors

Selection - shaft-mounted geared motors DSE - IE1

1.5 kW



P _N [kW]	n ₂ [1/min]	50 Hz		i [:1]	Type	m		
		M ₂ [Nm]	f _B [-]			[kg]	[N]	[N]
1.5	9.2	1550	0.84	154.5	BF50Z-../DSE09LA4	95	13600	-
1.5	20	710	3.2	72.15	BF60-../DSE09LA4	120	12000	34000
1.5	18	790	2.9	80.05	BF60-../DSE09LA4	120	12600	35600
1.5	15.5	920	2.5	93.44	BF60-../DSE09LA4	120	13500	38200
1.5	14	1020	2.3	103.7	BF60-../DSE09LA4	120	14100	39900
1.5	13	1100	2.1	113.1	BF60-../DSE09LA4	120	14600	41300
1.5	11.5	1240	1.85	125.5	BF60-../DSE09LA4	120	15300	43300
1.5	10.5	1360	1.7	140.8	BF60Z-../DSE09LA4	139	15300	43300
1.5	8.4	1700	1.35	169.2	BF60Z-../DSE09LA4	139	15300	43300
1.5	7.6	1880	1.2	187.7	BF60Z-../DSE09LA4	139	15300	43300
1.5	6.5	2200	1.05	221.4	BF60Z-../DSE09LA4	139	15300	43300
1.5	5.8	2450	0.94	245.6	BF60Z-../DSE09LA4	139	15300	43300
1.5	8.0	1790	2.9	179.7	BF70Z-../DSE09LA4	227	16100	47700
1.5	7.2	1980	2.6	199.7	BF70Z-../DSE09LA4	227	16100	47700
1.5	6.1	2300	2.3	233.0	BF70Z-../DSE09LA4	227	16100	47700
1.5	5.5	2600	2.0	258.7	BF70Z-../DSE09LA4	227	16100	47700
1.5	4.8	2950	1.75	301.8	BF70Z-../DSE09LA4	227	16100	47700
1.5	4.2	3400	1.55	341.7	BF70Z-../DSE09LA4	227	16100	47700
1.5	3.6	3950	1.3	398.7	BF70Z-../DSE09LA4	227	16100	47700
1.5	3.3	4300	1.2	439.2	BF70Z-../DSE09LA4	227	16100	47700
1.5	2.8	5100	1.0	512.4	BF70Z-../DSE09LA4	227	16100	47700
1.5	2.5	5400	1.05	577.5	BF70G20-../DSE09LA4	225	16100	47700
1.5	2.2	6200	0.92	673.6	BF70G20-../DSE09LA4	225	16100	47700
1.5	4.1	3450	3.0	347.3	BF80Z-../DSE09LA4	344	39600	75000
1.5	3.7	3850	2.7	394.2	BF80Z-../DSE09LA4	344	39600	75000
1.5	3.2	4450	2.4	450.4	BF80Z-../DSE09LA4	344	39600	75000
1.5	2.8	5100	2.1	511.2	BF80Z-../DSE09LA4	344	39600	75000
1.5	2.5	5700	1.85	583.4	BF80Z-../DSE09LA4	344	39600	75000
1.5	2.2	6500	1.6	662.1	BF80Z-../DSE09LA4	344	39600	75000
1.5	1.9	7500	1.4	770.6	BF80Z-../DSE09LA4	344	39600	75000
1.5	1.7	8400	1.25	874.6	BF80Z-../DSE09LA4	344	39600	75000
1.5	1.5	9500	1.1	990.4	BF80Z-../DSE09LA4	344	39600	75000
1.5	1.3	11000	0.95	1124	BF80Z-../DSE09LA4	344	39600	75000
1.5	1.1	11500	0.91	1329	BF80G40-../DSE09LA4	349	39600	75000
1.5	1.0	12900	0.81	1491	BF80G40-../DSE09LA4	349	39600	75000
1.5	2.5	5700	3.2	591.1	BF90Z-../DSE09LA4	608	42800	120000
1.5	2.2	6500	2.8	658.1	BF90Z-../DSE09LA4	608	42800	120000
1.5	1.9	7500	2.5	759.0	BF90Z-../DSE09LA4	608	42800	120000
1.5	1.7	8400	2.2	845.1	BF90Z-../DSE09LA4	608	42800	120000
1.5	1.5	7900	2.3	976.1	BF90G50-../DSE09LA4	620	42800	120000
1.5	1.4	8800	2.1	1043	BF90G50-../DSE09LA4	620	42800	120000
1.5	1.2	10300	1.8	1204	BF90G50-../DSE09LA4	620	42800	120000
1.5	1.0	12900	1.45	1444	BF90G50-../DSE09LA4	620	42800	120000
1.5	0.85	15200	1.2	1678	BF90G50-../DSE09LA4	620	42800	120000
1.5	0.8	16100	1.15	1867	BF90G50-../DSE09LA4	620	42800	120000
1.5	0.7	18400	1.0	2154	BF90G50-../DSE09LA4	620	42800	120000

2.2 kW



P _N [kW]	n ₂ [1/min]	50 Hz		i [:1]	Type	m		
		M ₂ [Nm]	f _B [-]			[kg]	[N]	[N]
2.2	255	82	1.7	5.60	BF10-../DSE09XA4	40	1950	-
2.2	188	111	1.4	7.58	BF10-../DSE09XA4	40	2200	-
2.2	147	142	1.25	9.69	BF10-../DSE09XA4	40	2350	-
2.2	120	175	1.05	11.84	BF10-../DSE09XA4	40	2500	-
2.2	95	220	0.83	15.04	BF10-../DSE09XA4	40	2800	-
2.2	78	265	0.91	18.23	BF10-../DSE09XA4	40	2900	-
2.2	71	295	0.81	20.05	BF10-../DSE09XA4	40	3000	-
2.2	240	87	2.3	6.04	BF20-../DSE09XA4	46	2550	-
2.2	178	118	1.85	8.00	BF20-../DSE09XA4	46	2850	-

The torques marked (*) are maximum permissible torques for service factor f_B=1.0.

BF-series shaft-mounted geared motors

Selection - shaft-mounted geared motors DSE - IE1

2.2 kW



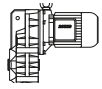
P _N [kW]	n ₂ [1/min]	50 Hz		i [:1]	Type	m [kg]	[N]	[N]
		M ₂ [Nm]	f _B [-]					
2.2	136	154	1.65	10.51	BF20-../DSE09XA4	46	3100	-
2.2	108	194	1.45	13.18	BF20-../DSE09XA4	46	3300	-
2.2	92	225	1.35	15.54	BF20-../DSE09XA4	46	3450	-
2.2	85	245	1.5	16.77	BF20-../DSE09XA4	46	3500	-
2.2	77	270	1.35	18.45	BF20-../DSE09XA4	46	3600	-
2.2	65	320	1.25	22.04	BF20-../DSE09XA4	46	3800	-
2.2	59	355	1.15	24.25	BF20-../DSE09XA4	46	3950	-
2.2	52	400	1.05	27.62	BF20-../DSE09XA4	46	4150	-
2.2	47	445	0.94	30.40	BF20-../DSE09XA4	46	4400	-
2.2	44	475	0.88	32.58	BF20-../DSE09XA4	46	4450	-
2.2	40	520	0.81	35.85	BF20-../DSE09XA4	46	4650	-
2.2	225	93	2.8	6.34	BF30-../DSE09XA4	57	2400	-
2.2	176	119	2.4	8.07	BF30-../DSE09XA4	57	2650	-
2.2	143	146	2.2	9.99	BF30-../DSE09XA4	57	2850	-
2.2	110	191	1.9	12.91	BF30-../DSE09XA4	57	3050	-
2.2	89	235	1.75	16.00	BF30-../DSE09XA4	57	3250	-
2.2	81	255	1.9	17.65	BF30-../DSE09XA4	57	3300	-
2.2	74	280	1.8	19.41	BF30-../DSE09XA4	57	3400	-
2.2	65	320	1.65	21.85	BF30-../DSE09XA4	57	3500	-
2.2	60	350	1.6	24.03	BF30-../DSE09XA4	57	3600	-
2.2	51	410	1.4	28.23	BF30-../DSE09XA4	57	3800	-
2.2	46	455	1.25	31.05	BF30-../DSE09XA4	57	4000	-
2.2	41	510	1.15	35.00	BF30-../DSE09XA4	57	4200	-
2.2	37	560	1.05	38.49	BF30-../DSE09XA4	57	4400	-
2.2	35	600	0.96	41.01	BF30-../DSE09XA4	57	4500	-
2.2	31.5	660	0.87	45.10	BF30-../DSE09XA4	57	4700	-
2.2	187	112	3.3	7.62	BF40-../DSE09XA4	66	3900	-
2.2	150	140	3.0	9.48	BF40-../DSE09XA4	66	4150	-
2.2	121	173	2.7	11.79	BF40-../DSE09XA4	66	4450	-
2.2	95	220	2.4	15.02	BF40-../DSE09XA4	66	4800	-
2.2	82	255	2.5	17.35	BF40-../DSE09XA4	66	4950	-
2.2	75	280	2.4	19.09	BF40-../DSE09XA4	66	5100	-
2.2	66	315	2.2	21.60	BF40-../DSE09XA4	66	5200	-
2.2	60	350	2.1	23.77	BF40-../DSE09XA4	66	5400	-
2.2	53	395	1.95	26.86	BF40-../DSE09XA4	66	5600	-
2.2	48.5	430	1.9	29.55	BF40-../DSE09XA4	66	5800	-
2.2	42	500	1.7	34.21	BF40-../DSE09XA4	66	6000	-
2.2	38	550	1.6	37.64	BF40-../DSE09XA4	66	6200	-
2.2	34.5	600	1.5	41.42	BF40-../DSE09XA4	66	6500	-
2.2	31.5	660	1.35	45.56	BF40-../DSE09XA4	66	6800	-
2.2	29.5	710	1.25	48.92	BF40-../DSE09XA4	66	7000	-
2.2	26.5	790	1.15	53.82	BF40-../DSE09XA4	66	7200	-
2.2	23.5	890	1.0	61.25	BF40-../DSE09XA4	66	7600	-
2.2	21.5	970	0.93	67.38	BF40-../DSE09XA4	66	8000	-
2.2	20	1050	0.86	71.40	BF40-../DSE09XA4	66	8100	-
2.2	18.5	1130	0.8	78.55	BF40-../DSE09XA4	66	8500	-
2.2	62	335	3.3	23.14	BF50-../DSE09XA4	94	6800	-
2.2	55	380	3.1	25.88	BF50-../DSE09XA4	94	7100	-
2.2	45	465	2.7	31.73	BF50-../DSE09XA4	94	7500	-
2.2	40.5	510	2.5	35.49	BF50-../DSE09XA4	94	7800	-
2.2	34	610	2.1	42.15	BF50-../DSE09XA4	94	8500	-
2.2	30.5	680	1.9	47.14	BF50-../DSE09XA4	94	8900	-
2.2	25	840	1.55	56.86	BF50-../DSE09XA4	94	9300	-
2.2	22.5	930	1.4	63.59	BF50-../DSE09XA4	94	9800	-
2.2	20	1050	1.25	72.72	BF50-../DSE09XA4	94	10700	-
2.2	17.5	1200	1.1	81.33	BF50-../DSE09XA4	94	11300	-
2.2	16	1310	0.99	90.24	BF50-../DSE09XA4	94	11800	-
2.2	14.5	1440	0.9	100.9	BF50-../DSE09XA4	94	12300	-
2.2	31	670	3.3	46.16	BF60-../DSE09XA4	124	9900	28000
2.2	26.5	790	2.9	54.44	BF60-../DSE09XA4	124	10500	29700
2.2	24	870	2.6	60.40	BF60-../DSE09XA4	124	11100	31400
2.2	20	1050	2.2	72.15	BF60-../DSE09XA4	124	12000	34000
2.2	18	1160	2.0	80.05	BF60-../DSE09XA4	124	12600	35600
2.2	15.5	1350	1.7	93.44	BF60-../DSE09XA4	124	13500	38200
2.2	14	1500	1.55	103.7	BF60-../DSE09XA4	124	14100	39900
2.2	13	1610	1.45	113.1	BF60-../DSE09XA4	124	14600	41300

The torques marked (*) are maximum permissible torques for service factor f_B=1.0.

BF-series shaft-mounted geared motors

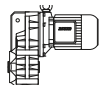
Selection - shaft-mounted geared motors DSE - IE1

2.2 kW



P _N [kW]	n ₂ [1/min]	50 Hz		i [:1]	Type	m		
		M ₂ [Nm]	f _B [-]			[kg]	[N]	[N]
2.2	11.5	1820	1.25	125.5	BF60-../DSE09XA4	124	15300	43300
2.2	10.5	2000	1.15	140.8	BF60Z-../DSE09XA4	143	15300	43300
2.2	8.4	2500	0.92	169.2	BF60Z-../DSE09XA4	143	15300	43300
2.2	7.6	2750	0.84	187.7	BF60Z-../DSE09XA4	143	15300	43300
2.2	12	1750	3.0	122.7	BF70-../DSE09XA4	210	16100	47700
2.2	11	1910	2.7	133.0	BF70Z-../DSE09XA4	231	16100	47700
2.2	9.3	2250	2.3	154.0	BF70Z-../DSE09XA4	231	16100	47700
2.2	8.0	2600	2.0	179.7	BF70Z-../DSE09XA4	231	16100	47700
2.2	7.2	2900	1.8	199.7	BF70Z-../DSE09XA4	231	16100	47700
2.2	6.1	3400	1.55	233.0	BF70Z-../DSE09XA4	231	16100	47700
2.2	5.5	3800	1.35	258.7	BF70Z-../DSE09XA4	231	16100	47700
2.2	4.8	4350	1.2	301.8	BF70Z-../DSE09XA4	231	16100	47700
2.2	4.2	5000	1.05	341.7	BF70Z-../DSE09XA4	231	16100	47700
2.2	3.6	5800	0.9	398.7	BF70Z-../DSE09XA4	231	16100	47700
2.2	3.3	6300	0.83	439.2	BF70Z-../DSE09XA4	231	16100	47700
2.2	6.8	3050	3.1	209.4	BF80-../DSE09XA4	307	34300	75000
2.2	6.0	3500	2.7	237.1	BF80-../DSE09XA4	307	36900	75000
2.2	5.3	3950	2.4	269.1	BF80-../DSE09XA4	307	39600	75000
2.2	4.9	4250	2.5	291.7	BF80Z-../DSE09XA4	348	39600	75000
2.2	4.1	5100	2.1	347.3	BF80Z-../DSE09XA4	348	39600	75000
2.2	3.7	5600	1.9	394.2	BF80Z-../DSE09XA4	348	39600	75000
2.2	3.2	6500	1.6	450.4	BF80Z-../DSE09XA4	348	39600	75000
2.2	2.8	7500	1.4	511.2	BF80Z-../DSE09XA4	348	39600	75000
2.2	2.5	8400	1.25	583.4	BF80Z-../DSE09XA4	348	39600	75000
2.2	2.2	9500	1.1	662.1	BF80Z-../DSE09XA4	348	39600	75000
2.2	1.9	11000	0.95	770.6	BF80Z-../DSE09XA4	348	39600	75000
2.2	1.7	12300	0.85	874.6	BF80Z-../DSE09XA4	348	39600	75000
2.2	3.2	6500	2.8	456.7	BF90Z-../DSE09XA4	612	42800	120000
2.2	2.8	7500	2.5	508.5	BF90Z-../DSE09XA4	612	42800	120000
2.2	2.5	8400	2.2	591.1	BF90Z-../DSE09XA4	612	42800	120000
2.2	2.2	9500	1.95	658.1	BF90Z-../DSE09XA4	612	42800	120000
2.2	1.9	11000	1.7	759.0	BF90Z-../DSE09XA4	612	42800	120000
2.2	1.7	12300	1.5	845.1	BF90Z-../DSE09XA4	612	42800	120000
2.2	1.5	12400	1.5	976.1	BF90G50-../DSE09XA4	624	42800	120000
2.2	1.4	13600	1.35	1043	BF90G50-../DSE09XA4	624	42800	120000
2.2	1.2	15900	1.15	1204	BF90G50-../DSE09XA4	624	42800	120000
2.2	1.0	19600	0.94	1444	BF90G50-../DSE09XA4	624	42800	120000

3 kW



P _N [kW]	n ₂ [1/min]	50 Hz		i [:1]	Type	m		
		M ₂ [Nm]	f _B [-]			[kg]	[N]	[N]
3	225	127	2.1	6.34	BF30-../DSE11SA4	66	2400	-
3	176	162	1.75	8.07	BF30-../DSE11SA4	66	2650	-
3	143	200	1.6	9.99	BF30-../DSE11SA4	66	2850	-
3	110	260	1.4	12.91	BF30-../DSE11SA4	66	3050	-
3	89	320	1.3	16.00	BF30-../DSE11SA4	66	3250	-
3	81	350	1.35	17.65	BF30-../DSE11SA4	66	3300	-
3	74	385	1.3	19.41	BF30-../DSE11SA4	66	3400	-
3	65	440	1.2	21.85	BF30-../DSE11SA4	66	3500	-
3	60	475	1.15	24.03	BF30-../DSE11SA4	66	3600	-
3	51	560	1.05	28.23	BF30-../DSE11SA4	66	3800	-
3	46	620	0.93	31.05	BF30-../DSE11SA4	66	4000	-
3	41	690	0.83	35.00	BF30-../DSE11SA4	66	4200	-
3	245	116	2.9	5.87	BF40-../DSE11SA4	80	3550	-
3	187	153	2.4	7.62	BF40-../DSE11SA4	80	3900	-
3	150	191	2.2	9.48	BF40-../DSE11SA4	80	4150	-
3	121	235	2.0	11.79	BF40-../DSE11SA4	80	4450	-
3	95	300	1.75	15.02	BF40-../DSE11SA4	80	4800	-
3	82	345	1.85	17.35	BF40-../DSE11SA4	80	4950	-
3	75	380	1.75	19.09	BF40-../DSE11SA4	80	5100	-

The torques marked (*) are maximum permissible torques for service factor f_B=1.0.

BF-series shaft-mounted geared motors

Selection - shaft-mounted geared motors DSE - IE1

3 kW



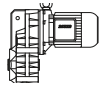
P _N [kW]	50 Hz			i [:1]	Type	m [kg]	[N]	[N]
	n ₂ [1/min]	M ₂ [Nm]	f _B [-]					
3	66	430	1.65	21.60	BF40-../DSE11SA4	80	5200	-
3	60	475	1.55	23.77	BF40-../DSE11SA4	80	5400	-
3	53	540	1.45	26.86	BF40-../DSE11SA4	80	5600	-
3	48.5	590	1.35	29.55	BF40-../DSE11SA4	80	5800	-
3	42	680	1.25	34.21	BF40-../DSE11SA4	80	6000	-
3	38	750	1.2	37.64	BF40-../DSE11SA4	80	6200	-
3	34.5	830	1.1	41.42	BF40-../DSE11SA4	80	6500	-
3	31.5	900	1.0	45.56	BF40-../DSE11SA4	80	6800	-
3	29.5	970	0.93	48.92	BF40-../DSE11SA4	80	7000	-
3	26.5	1080	0.83	53.82	BF40-../DSE11SA4	80	7200	-
3	133	215	3.1	10.68	BF50-../DSE11SA4	110	5600	-
3	97	295	2.7	14.65	BF50-../DSE11SA4	110	6100	-
3	86	330	2.9	16.70	BF50-../DSE11SA4	110	6200	-
3	77	370	2.7	18.68	BF50-../DSE11SA4	110	6400	-
3	62	460	2.4	23.14	BF50-../DSE11SA4	110	6800	-
3	55	520	2.2	25.88	BF50-../DSE11SA4	110	7100	-
3	45	630	2.0	31.73	BF50-../DSE11SA4	110	7500	-
3	40.5	700	1.85	35.49	BF50-../DSE11SA4	110	7800	-
3	34	840	1.55	42.15	BF50-../DSE11SA4	110	8500	-
3	30.5	930	1.4	47.14	BF50-../DSE11SA4	110	8900	-
3	25	1140	1.15	56.86	BF50-../DSE11SA4	110	9300	-
3	22.5	1270	1.0	63.59	BF50-../DSE11SA4	110	9800	-
3	20	1430	0.91	72.72	BF50-../DSE11SA4	110	10700	-
3	17.5	1630	0.8	81.33	BF50-../DSE11SA4	110	11300	-
3	46	620	3.1	31.20	BF60-../DSE11SA4	141	8800	24900
3	41.5	690	2.9	34.62	BF60-../DSE11SA4	141	9100	25700
3	34.5	830	2.6	41.60	BF60-../DSE11SA4	141	9600	27100
3	31	920	2.4	46.16	BF60-../DSE11SA4	141	9900	28000
3	26.5	1080	2.1	54.44	BF60-../DSE11SA4	141	10500	29700
3	24	1190	1.95	60.40	BF60-../DSE11SA4	141	11100	31400
3	20	1430	1.6	72.15	BF60-../DSE11SA4	141	12000	34000
3	18	1590	1.45	80.05	BF60-../DSE11SA4	141	12600	35600
3	15.5	1840	1.25	93.44	BF60-../DSE11SA4	141	13500	38200
3	14	2000	1.15	103.7	BF60-../DSE11SA4	141	14100	39900
3	13	2200	1.05	113.1	BF60-../DSE11SA4	141	14600	41300
3	11.5	2450	0.94	125.5	BF60-../DSE11SA4	141	15300	43300
3	10.5	2700	0.85	140.8	BF60Z-../DSE11SA4	157	15300	43300
3	17.5	1630	3.2	81.82	BF70-../DSE11SA4	220	12800	41300
3	15	1910	2.7	95.46	BF70-../DSE11SA4	220	14000	43700
3	13.5	2100	2.5	105.2	BF70-../DSE11SA4	220	14700	45100
3	12	2350	2.2	122.7	BF70-../DSE11SA4	220	16100	47700
3	11	2600	2.0	133.0	BF70Z-../DSE11SA4	247	16100	47700
3	9.3	3050	1.7	154.0	BF70Z-../DSE11SA4	247	16100	47700
3	8.0	3550	1.45	179.7	BF70Z-../DSE11SA4	247	16100	47700
3	7.2	3950	1.3	199.7	BF70Z-../DSE11SA4	247	16100	47700
3	6.1	4650	1.1	233.0	BF70Z-../DSE11SA4	247	16100	47700
3	5.5	5200	1.0	258.7	BF70Z-../DSE11SA4	247	16100	47700
3	4.8	5900	0.88	301.8	BF70Z-../DSE11SA4	247	16100	47700
3	9.0	3150	3.0	158.5	BF80-../DSE11SA4	316	29000	75000
3	7.7	3700	2.6	184.5	BF80-../DSE11SA4	316	31800	75000
3	6.8	4200	2.3	209.4	BF80-../DSE11SA4	316	34300	75000
3	6.0	4750	2.0	237.1	BF80-../DSE11SA4	316	36900	75000
3	5.3	5400	1.75	269.1	BF80-../DSE11SA4	316	39600	75000
3	4.9	5800	1.8	291.7	BF80Z-../DSE11SA4	363	39600	75000
3	4.1	6900	1.5	347.3	BF80Z-../DSE11SA4	363	39600	75000
3	3.7	7700	1.35	394.2	BF80Z-../DSE11SA4	363	39600	75000
3	3.2	8900	1.2	450.4	BF80Z-../DSE11SA4	363	39600	75000
3	2.8	10200	1.05	511.2	BF80Z-../DSE11SA4	363	39600	75000
3	2.5	11400	0.92	583.4	BF80Z-../DSE11SA4	363	39600	75000
3	2.2	13000	0.81	662.1	BF80Z-../DSE11SA4	363	39600	75000
3	5.5	5200	3.2	259.0	BF90-../DSE11SA4	569	42800	120000
3	4.8	5900	3.1	300.4	BF90Z-../DSE11SA4	629	42800	120000
3	4.2	6800	2.7	343.6	BF90Z-../DSE11SA4	629	42800	120000
3	3.8	7500	2.5	382.6	BF90Z-../DSE11SA4	629	42800	120000
3	3.2	8900	2.1	456.7	BF90Z-../DSE11SA4	629	42800	120000

The torques marked (*) are maximum permissible torques for service factor f_B=1.0.

BF-series shaft-mounted geared motors

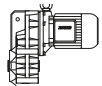
Selection - shaft-mounted geared motors DSE - IE1

3 kW



P _N [kW]	50 Hz			i [:1]	Type	m		
	n ₂ [1/min]	M ₂ [Nm]	f _B [-]			[kg]	[N]	[N]
3	2.8	10200	1.8	508.5	BF90Z-../DSE11SA4	629	42800	120000
3	2.5	11400	1.6	591.1	BF90Z-../DSE11SA4	629	42800	120000
3	2.2	13000	1.4	658.1	BF90Z-../DSE11SA4	629	42800	120000
3	1.9	15000	1.25	759.0	BF90Z-../DSE11SA4	629	42800	120000
3	1.7	16800	1.1	845.1	BF90Z-../DSE11SA4	629	42800	120000
3	1.5	17500	1.05	976.1	BF90G50-../DSE11SA4	639	42800	120000
3	1.4	19000	0.97	1043	BF90G50-../DSE11SA4	639	42800	120000
3	1.2	22200	0.83	1204	BF90G50-../DSE11SA4	639	42800	120000

4 kW



P _N [kW]	50 Hz			i [:1]	Type	m		
	n ₂ [1/min]	M ₂ [Nm]	f _B [-]			[kg]	[N]	[N]
4	225	169	1.55	6.34	BF30-../DSE11MA4	66	2400	-
4	176	215	1.35	8.07	BF30-../DSE11MA4	66	2650	-
4	143	265	1.2	9.99	BF30-../DSE11MA4	66	2850	-
4	110	345	1.05	12.91	BF30-../DSE11MA4	66	3050	-
4	89	425	0.96	16.00	BF30-../DSE11MA4	66	3250	-
4	81	470	1.0	17.65	BF30-../DSE11MA4	66	3300	-
4	74	510	0.98	19.41	BF30-../DSE11MA4	66	3400	-
4	65	580	0.91	21.85	BF30-../DSE11MA4	66	3500	-
4	60	630	0.88	24.03	BF30-../DSE11MA4	66	3600	-
4	245	155	2.2	5.87	BF40-../DSE11MA4	80	3550	-
4	187	200	1.85	7.62	BF40-../DSE11MA4	80	3900	-
4	150	250	1.65	9.48	BF40-../DSE11MA4	80	4150	-
4	121	315	1.5	11.79	BF40-../DSE11MA4	80	4450	-
4	95	400	1.3	15.02	BF40-../DSE11MA4	80	4800	-
4	82	465	1.35	17.35	BF40-../DSE11MA4	80	4950	-
4	75	500	1.35	19.09	BF40-../DSE11MA4	80	5100	-
4	66	570	1.25	21.60	BF40-../DSE11MA4	80	5200	-
4	60	630	1.15	23.77	BF40-../DSE11MA4	80	5400	-
4	53	720	1.1	26.86	BF40-../DSE11MA4	80	5600	-
4	48.5	780	1.05	29.55	BF40-../DSE11MA4	80	5800	-
4	42	900	0.95	34.21	BF40-../DSE11MA4	80	6000	-
4	38	1000	0.89	37.64	BF40-../DSE11MA4	80	6200	-
4	34.5	1100	0.82	41.42	BF40-../DSE11MA4	80	6500	-
4	185	205	2.8	7.71	BF50-../DSE11MA4	110	5100	-
4	133	285	2.4	10.68	BF50-../DSE11MA4	110	5600	-
4	97	390	2.0	14.65	BF50-../DSE11MA4	110	6100	-
4	86	440	2.2	16.70	BF50-../DSE11MA4	110	6200	-
4	77	495	2.0	18.68	BF50-../DSE11MA4	110	6400	-
4	62	610	1.8	23.14	BF50-../DSE11MA4	110	6800	-
4	55	690	1.7	25.88	BF50-../DSE11MA4	110	7100	-
4	45	840	1.5	31.73	BF50-../DSE11MA4	110	7500	-
4	40.5	940	1.4	35.49	BF50-../DSE11MA4	110	7800	-
4	34	1120	1.15	42.15	BF50-../DSE11MA4	110	8500	-
4	30.5	1250	1.05	47.14	BF50-../DSE11MA4	110	8900	-
4	25	1520	0.86	56.86	BF50-../DSE11MA4	110	9300	-
4	100	380	3.1	14.24	BF60-../DSE11MA4	141	7100	20000
4	84	450	3.2	16.96	BF60-../DSE11MA4	141	7300	20600
4	76	500	3.0	18.81	BF60-../DSE11MA4	141	7600	21500
4	63	600	2.8	22.58	BF60-../DSE11MA4	141	8000	22600
4	57	670	2.6	25.05	BF60-../DSE11MA4	141	8200	23200
4	46	830	2.3	31.20	BF60-../DSE11MA4	141	8800	24900
4	41.5	920	2.2	34.62	BF60-../DSE11MA4	141	9100	25700
4	34.5	1100	1.95	41.60	BF60-../DSE11MA4	141	9600	27100
4	31	1230	1.8	46.16	BF60-../DSE11MA4	141	9900	28000
4	26.5	1440	1.6	54.44	BF60-../DSE11MA4	141	10500	29700
4	24	1590	1.45	60.40	BF60-../DSE11MA4	141	11100	31400
4	20	1910	1.2	72.15	BF60-../DSE11MA4	141	12000	34000
4	18	2100	1.1	80.05	BF60-../DSE11MA4	141	12600	35600
4	15.5	2450	0.94	93.44	BF60-../DSE11MA4	141	13500	38200

The torques marked (*) are maximum permissible torques for service factor f_B=1.0.

BF-series shaft-mounted geared motors

Selection - shaft-mounted geared motors DSE - IE1

4 kW



P _N [kW]	50 Hz			i [:1]	Type	m		
	n ₂ [1/min]	M ₂ [Nm]	f _B [-]			[kg]	[N]	[N]
4	14	2700	0.85	103.7	BF60-../DSE11MA4	141	14100	39900
4	23	1660	3.1	61.94	BF70-../DSE11MA4	220	10800	37400
4	20	1910	2.7	72.26	BF70-../DSE11MA4	220	12000	39600
4	17.5	2150	2.4	81.82	BF70-../DSE11MA4	220	12800	41300
4	15	2500	2.1	95.46	BF70-../DSE11MA4	220	14000	43700
4	13.5	2800	1.85	105.2	BF70-../DSE11MA4	220	14700	45100
4	12	3150	1.65	122.7	BF70-../DSE11MA4	220	16100	47700
4	11	3450	1.5	133.0	BF70Z-../DSE11MA4	247	16100	47700
4	9.3	4100	1.25	154.0	BF70Z-../DSE11MA4	247	16100	47700
4	8.0	4750	1.1	179.7	BF70Z-../DSE11MA4	247	16100	47700
4	7.2	5300	0.98	199.7	BF70Z-../DSE11MA4	247	16100	47700
4	6.1	6200	0.84	233.0	BF70Z-../DSE11MA4	247	16100	47700
4	12	3150	3.0	122.4	BF80-../DSE11MA4	316	24500	75000
4	10.5	3600	2.6	139.7	BF80-../DSE11MA4	316	26700	75000
4	9.0	4200	2.3	158.5	BF80-../DSE11MA4	316	29000	75000
4	7.7	4950	1.9	184.5	BF80-../DSE11MA4	316	31800	75000
4	6.8	5600	1.7	209.4	BF80-../DSE11MA4	316	34300	75000
4	6.0	6300	1.5	237.1	BF80-../DSE11MA4	316	36900	75000
4	5.3	7200	1.3	269.1	BF80-../DSE11MA4	316	39600	75000
4	4.9	7700	1.35	291.7	BF80Z-../DSE11MA4	363	39600	75000
4	4.1	9300	1.15	347.3	BF80Z-../DSE11MA4	363	39600	75000
4	3.7	10300	1.0	394.2	BF80Z-../DSE11MA4	363	39600	75000
4	3.2	11900	0.88	450.4	BF80Z-../DSE11MA4	363	39600	75000
4	7.2	5300	3.2	198.8	BF90-../DSE11MA4	569	36000	111300
4	6.2	6100	2.8	232.6	BF90-../DSE11MA4	569	39900	118300
4	5.5	6900	2.4	259.0	BF90-../DSE11MA4	569	42800	120000
4	5.3	7200	2.6	269.8	BF90Z-../DSE11MA4	629	42800	120000
4	4.8	7900	2.3	300.4	BF90Z-../DSE11MA4	629	42800	120000
4	4.2	9000	2.1	343.6	BF90Z-../DSE11MA4	629	42800	120000
4	3.8	10000	1.85	382.6	BF90Z-../DSE11MA4	629	42800	120000
4	3.2	11900	1.55	456.7	BF90Z-../DSE11MA4	629	42800	120000
4	2.8	13600	1.35	508.5	BF90Z-../DSE11MA4	629	42800	120000
4	2.5	15200	1.2	591.1	BF90Z-../DSE11MA4	629	42800	120000
4	2.2	17300	1.05	658.1	BF90Z-../DSE11MA4	629	42800	120000
4	1.9	20100	0.92	759.0	BF90Z-../DSE11MA4	629	42800	120000
4	1.7	22400	0.83	845.1	BF90Z-../DSE11MA4	629	42800	120000

7

5.5 kW



P _N [kW]	50 Hz			i [:1]	Type	m		
	n ₂ [1/min]	M ₂ [Nm]	f _B [-]			[kg]	[N]	[N]
5.5	225	230	1.15	6.34	BF30-../DSE11LA4	78	2400	-
5.5	176	295	0.97	8.07	BF30-../DSE11LA4	78	2650	-
5.5	143	365	0.88	9.99	BF30-../DSE11LA4	78	2850	-
5.5	245	210	1.6	5.87	BF40-../DSE11LA4	92	3550	-
5.5	187	280	1.3	7.62	BF40-../DSE11LA4	92	3900	-
5.5	150	350	1.2	9.48	BF40-../DSE11LA4	92	4150	-
5.5	121	430	1.1	11.79	BF40-../DSE11LA4	92	4450	-
5.5	95	550	0.95	15.02	BF40-../DSE11LA4	92	4800	-
5.5	82	640	0.99	17.35	BF40-../DSE11LA4	92	4950	-
5.5	75	700	0.95	19.09	BF40-../DSE11LA4	92	5100	-
5.5	66	790	0.89	21.60	BF40-../DSE11LA4	92	5200	-
5.5	60	870	0.85	23.77	BF40-../DSE11LA4	92	5400	-
5.5	265	198	2.5	5.38	BF50-../DSE11LA4	122	4500	-
5.5	185	280	2.0	7.71	BF50-../DSE11LA4	122	5100	-
5.5	133	390	1.75	10.68	BF50-../DSE11LA4	122	5600	-
5.5	97	540	1.45	14.65	BF50-../DSE11LA4	122	6100	-
5.5	86	610	1.55	16.70	BF50-../DSE11LA4	122	6200	-
5.5	77	680	1.5	18.68	BF50-../DSE11LA4	122	6400	-
5.5	62	840	1.3	23.14	BF50-../DSE11LA4	122	6800	-

The torques marked (*) are maximum permissible torques for service factor f_B=1.0.

BF-series shaft-mounted geared motors

Selection - shaft-mounted geared motors DSE - IE1

5.5 kW



P _N [kW]	50 Hz			i [:1]	Type	m		
	n ₂ [1/min]	M ₂ [Nm]	f _B [—]			[kg]	[N]	[N]
5.5	55	950	1.25	25.88	BF50-../DSE11LA4	122	7100	-
5.5	45	1160	1.1	31.73	BF50-../DSE11LA4	122	7500	-
5.5	40.5	1290	1.0	35.49	BF50-../DSE11LA4	122	7800	-
5.5	34	1540	0.84	42.15	BF50-../DSE11LA4	122	8500	-
5.5	184	285	3.0	7.74	BF60-../DSE11LA4	153	6000	16900
5.5	138	380	2.7	10.31	BF60-../DSE11LA4	153	6500	18400
5.5	100	520	2.3	14.24	BF60-../DSE11LA4	153	7100	20000
5.5	84	620	2.3	16.96	BF60-../DSE11LA4	153	7300	20600
5.5	76	690	2.2	18.81	BF60-../DSE11LA4	153	7600	21500
5.5	63	830	2.0	22.58	BF60-../DSE11LA4	153	8000	22600
5.5	57	920	1.9	25.05	BF60-../DSE11LA4	153	8200	23200
5.5	46	1140	1.65	31.20	BF60-../DSE11LA4	153	8800	24900
5.5	41.5	1260	1.6	34.62	BF60-../DSE11LA4	153	9100	25700
5.5	34.5	1520	1.4	41.60	BF60-../DSE11LA4	153	9600	27100
5.5	31	1690	1.3	46.16	BF60-../DSE11LA4	153	9900	28000
5.5	26.5	1980	1.15	54.44	BF60-../DSE11LA4	153	10500	29700
5.5	24	2150	1.05	60.40	BF60-../DSE11LA4	153	11100	31400
5.5	20	2600	0.88	72.15	BF60-../DSE11LA4	153	12000	34000
5.5	33.5	1560	3.3	43.02	BF70-../DSE11LA4	232	8700	32800
5.5	30	1750	3.0	47.82	BF70-../DSE11LA4	232	9100	34000
5.5	25.5	2050	2.5	55.79	BF70-../DSE11LA4	232	10200	36000
5.5	23	2250	2.3	61.94	BF70-../DSE11LA4	232	10800	37400
5.5	20	2600	2.0	72.26	BF70-../DSE11LA4	232	12000	39600
5.5	17.5	3000	1.75	81.82	BF70-../DSE11LA4	232	12800	41300
5.5	15	3500	1.5	95.46	BF70-../DSE11LA4	232	14000	43700
5.5	13.5	3850	1.35	105.2	BF70-../DSE11LA4	232	14700	45100
5.5	12	4350	1.2	122.7	BF70-../DSE11LA4	232	16100	47700
5.5	11	4750	1.1	133.0	BF70Z-../DSE11LA4	258	16100	47700
5.5	9.3	5600	0.93	154.0	BF70Z-../DSE11LA4	258	16100	47700
5.5	8.0	6500	0.8	179.7	BF70Z-../DSE11LA4	258	16100	47700
5.5	17.5	3000	3.2	83.16	BF80-../DSE11LA4	328	18400	65100
5.5	15.5	3350	2.8	94.38	BF80-../DSE11LA4	328	20300	68500
5.5	13.5	3850	2.5	107.9	BF80-../DSE11LA4	328	22400	72300
5.5	12	4350	2.2	122.4	BF80-../DSE11LA4	328	24500	75000
5.5	10.5	5000	1.9	139.7	BF80-../DSE11LA4	328	26700	75000
5.5	9.0	5800	1.65	158.5	BF80-../DSE11LA4	328	29000	75000
5.5	7.7	6800	1.4	184.5	BF80-../DSE11LA4	328	31800	75000
5.5	6.8	7700	1.25	209.4	BF80-../DSE11LA4	328	34300	75000
5.5	6.0	8700	1.1	237.1	BF80-../DSE11LA4	328	36900	75000
5.5	5.3	9900	0.96	269.1	BF80-../DSE11LA4	328	39600	75000
5.5	4.9	10700	0.98	291.7	BF80Z-../DSE11LA4	375	39600	75000
5.5	4.1	12800	0.82	347.3	BF80Z-../DSE11LA4	375	39600	75000
5.5	9.2	5700	2.9	154.8	BF90-../DSE11LA4	581	30100	100800
5.5	8.0	6500	2.6	178.6	BF90-../DSE11LA4	581	33400	106700
5.5	7.2	7200	2.3	198.8	BF90-../DSE11LA4	581	36000	111300
5.5	6.2	8400	2.0	232.6	BF90-../DSE11LA4	581	39900	118300
5.5	5.5	9500	1.75	259.0	BF90-../DSE11LA4	581	42800	120000
5.5	5.3	9900	1.85	269.8	BF90Z-../DSE11LA4	641	42800	120000
5.5	4.8	10900	1.7	300.4	BF90Z-../DSE11LA4	641	42800	120000
5.5	4.2	12500	1.5	343.6	BF90Z-../DSE11LA4	641	42800	120000
5.5	3.8	13800	1.35	382.6	BF90Z-../DSE11LA4	641	42800	120000
5.5	3.2	16400	1.15	456.7	BF90Z-../DSE11LA4	641	42800	120000
5.5	2.8	18700	0.99	508.5	BF90Z-../DSE11LA4	641	42800	120000
5.5	2.5	21000	0.88	591.1	BF90Z-../DSE11LA4	641	42800	120000

7.5 kW



P _N [kW]	50 Hz			i [:1]	Type	m		
	n ₂ [1/min]	M ₂ [Nm]	f _B [—]			[kg]	[N]	[N]
7.5	270	265	1.9	5.38	BF50-../DSE13MA4	133	4500	-
7.5	187	380	1.5	7.71	BF50-../DSE13MA4	133	5100	-

The torques marked (*) are maximum permissible torques for service factor f_B=1.0.

BF-series shaft-mounted geared motors

Selection - shaft-mounted geared motors DSE - IE1

7.5 kW



P _N [kW]	n ₂ [1/min]	50 Hz		i [:1]	Type	m [kg]	[N]	[N]
		M ₂ [Nm]	f _B [-]					
7.5	135	530	1.3	10.68	BF50-../DSE13MA4	133	5600	-
7.5	99	720	1.1	14.65	BF50-../DSE13MA4	133	6100	-
7.5	87	820	1.15	16.70	BF50-../DSE13MA4	133	6200	-
7.5	78	910	1.1	18.68	BF50-../DSE13MA4	133	6400	-
7.5	63	1130	0.98	23.14	BF50-../DSE13MA4	133	6800	-
7.5	56	1270	0.92	25.88	BF50-../DSE13MA4	133	7100	-
7.5	45.5	1570	0.81	31.73	BF50-../DSE13MA4	133	7500	-
7.5	280	255	3.0	5.22	BF60-../DSE13MA4	166	5200	14800
7.5	187	380	2.3	7.74	BF60-../DSE13MA4	166	6000	16900
7.5	140	510	2.0	10.31	BF60-../DSE13MA4	166	6500	18400
7.5	102	700	1.7	14.24	BF60-../DSE13MA4	166	7100	20000
7.5	85	840	1.75	16.96	BF60-../DSE13MA4	166	7300	20600
7.5	77	930	1.65	18.81	BF60-../DSE13MA4	166	7600	21500
7.5	64	1110	1.5	22.58	BF60-../DSE13MA4	166	8000	22600
7.5	58	1230	1.4	25.05	BF60-../DSE13MA4	166	8200	23200
7.5	46.5	1540	1.25	31.20	BF60-../DSE13MA4	166	8800	24900
7.5	42	1700	1.15	34.62	BF60-../DSE13MA4	166	9100	25700
7.5	35	2000	1.05	41.60	BF60-../DSE13MA4	166	9600	27100
7.5	31.5	2250	0.99	46.16	BF60-../DSE13MA4	166	9900	28000
7.5	26.5	2700	0.85	54.44	BF60-../DSE13MA4	166	10500	29700
7.5	45.5	1570	3.3	31.84	BF70-../DSE13MA4	245	7700	30000
7.5	39.5	1810	2.9	36.88	BF70-../DSE13MA4	245	7900	31100
7.5	33.5	2100	2.5	43.02	BF70-../DSE13MA4	245	8700	32800
7.5	30.5	2300	2.3	47.82	BF70-../DSE13MA4	245	9100	34000
7.5	26	2750	1.9	55.79	BF70-../DSE13MA4	245	10200	36000
7.5	23.5	3000	1.75	61.94	BF70-../DSE13MA4	245	10800	37400
7.5	20	3550	1.45	72.26	BF70-../DSE13MA4	245	12000	39600
7.5	18	3950	1.3	81.82	BF70-../DSE13MA4	245	12800	41300
7.5	15.5	4600	1.15	95.46	BF70-../DSE13MA4	245	14000	43700
7.5	14	5100	1.0	105.2	BF70-../DSE13MA4	245	14700	45100
7.5	12	5900	0.88	122.7	BF70-../DSE13MA4	245	16100	47700
7.5	11	6500	0.8	133.0	BF70Z-../DSE13MA4	270	16100	47700
7.5	23.5	3000	3.1	61.55	BF80-../DSE13MA4	341	14800	58100
7.5	21	3400	2.8	69.86	BF80-../DSE13MA4	341	15900	60600
7.5	17.5	4050	2.3	83.16	BF80-../DSE13MA4	341	18400	65100
7.5	15.5	4600	2.1	94.38	BF80-../DSE13MA4	341	20300	68500
7.5	13.5	5300	1.8	107.9	BF80-../DSE13MA4	341	22400	72300
7.5	12	5900	1.6	122.4	BF80-../DSE13MA4	341	24500	75000
7.5	10.5	6800	1.4	139.7	BF80-../DSE13MA4	341	26700	75000
7.5	9.1	7800	1.2	158.5	BF80-../DSE13MA4	341	29000	75000
7.5	7.9	9000	1.05	184.5	BF80-../DSE13MA4	341	31800	75000
7.5	6.9	10300	0.92	209.4	BF80-../DSE13MA4	341	34300	75000
7.5	6.1	11700	0.81	237.1	BF80-../DSE13MA4	341	36900	75000
7.5	13.5	5300	3.2	107.5	BF90-../DSE13MA4	593	22300	86900
7.5	12.5	5700	2.9	119.7	BF90-../DSE13MA4	593	24500	90800
7.5	10.5	6800	2.5	139.1	BF90-../DSE13MA4	593	27700	96300
7.5	9.4	7600	2.2	154.8	BF90-../DSE13MA4	593	30100	100800
7.5	8.1	8800	1.9	178.6	BF90-../DSE13MA4	593	33400	106700
7.5	7.3	9800	1.7	198.8	BF90-../DSE13MA4	593	36000	111300
7.5	6.2	11500	1.45	232.6	BF90-../DSE13MA4	593	39900	118300
7.5	5.6	12700	1.3	259.0	BF90-../DSE13MA4	593	42800	120000
7.5	5.4	13200	1.4	269.8	BF90Z-../DSE13MA4	654	42800	120000
7.5	4.8	14900	1.25	300.4	BF90Z-../DSE13MA4	654	42800	120000
7.5	4.2	17000	1.1	343.6	BF90Z-../DSE13MA4	654	42800	120000
7.5	3.8	18800	0.98	382.6	BF90Z-../DSE13MA4	654	42800	120000
7.5	3.2	22300	0.83	456.7	BF90Z-../DSE13MA4	654	42800	120000

The torques marked (*) are maximum permissible torques for service factor f_B=1.0.

BF-series shaft-mounted geared motors

Selection - shaft-mounted geared motors DSE - IE1

9.5 kW



P _N [kW]	50 Hz			i [:1]	Type	m		
	n ₂ [1/min]	M ₂ [Nm]	f _B [—]			[kg]	[N]	[N]
9.5	270	335	1.5	5.38	BF50-../DSE13LA4	136	4500	-
9.5	187	485	1.15	7.71	BF50-../DSE13LA4	136	5100	-
9.5	135	670	1.0	10.68	BF50-../DSE13LA4	136	5600	-
9.5	99	910	0.87	14.65	BF50-../DSE13LA4	136	6100	-
9.5	87	1040	0.91	16.70	BF50-../DSE13LA4	136	6200	-
9.5	78	1160	0.86	18.68	BF50-../DSE13LA4	136	6400	-
9.5	280	320	2.4	5.22	BF60-../DSE13LA4	169	5200	14800
9.5	187	485	1.8	7.74	BF60-../DSE13LA4	169	6000	16900
9.5	140	640	1.6	10.31	BF60-../DSE13LA4	169	6500	18400
9.5	102	880	1.35	14.24	BF60-../DSE13LA4	169	7100	20000
9.5	85	1060	1.35	16.96	BF60-../DSE13LA4	169	7300	20600
9.5	77	1170	1.3	18.81	BF60-../DSE13LA4	169	7600	21500
9.5	64	1410	1.15	22.58	BF60-../DSE13LA4	169	8000	22600
9.5	58	1560	1.1	25.05	BF60-../DSE13LA4	169	8200	23200
9.5	46.5	1950	0.97	31.20	BF60-../DSE13LA4	169	8800	24900
9.5	42	2150	0.92	34.62	BF60-../DSE13LA4	169	9100	25700
9.5	35	2550	0.84	41.60	BF60-../DSE13LA4	169	9600	27100
9.5	59	1530	3.3	24.55	BF70-../DSE13LA4	248	7000	27700
9.5	53	1710	3.0	27.29	BF70-../DSE13LA4	248	7000	28400
9.5	45.5	1990	2.6	31.84	BF70-../DSE13LA4	248	7700	30000
9.5	39.5	2250	2.3	36.88	BF70-../DSE13LA4	248	7900	31100
9.5	33.5	2700	1.95	43.02	BF70-../DSE13LA4	248	8700	32800
9.5	30.5	2950	1.75	47.82	BF70-../DSE13LA4	248	9100	34000
9.5	26	3450	1.5	55.79	BF70-../DSE13LA4	248	10200	36000
9.5	23.5	3850	1.35	61.94	BF70-../DSE13LA4	248	10800	37400
9.5	20	4500	1.15	72.26	BF70-../DSE13LA4	248	12000	39600
9.5	18	5000	1.05	81.82	BF70-../DSE13LA4	248	12800	41300
9.5	15.5	5800	0.9	95.46	BF70-../DSE13LA4	248	14000	43700
9.5	14	6400	0.81	105.2	BF70-../DSE13LA4	248	14700	45100
9.5	30.5	2950	2.9	47.46	BF80-../DSE13LA4	344	13400	53700
9.5	27	3350	2.7	53.86	BF80-../DSE13LA4	344	14000	55800
9.5	23.5	3850	2.4	61.55	BF80-../DSE13LA4	344	14800	58100
9.5	21	4300	2.2	69.86	BF80-../DSE13LA4	344	15900	60600
9.5	17.5	5100	1.85	83.16	BF80-../DSE13LA4	344	18400	65100
9.5	15.5	5800	1.65	94.38	BF80-../DSE13LA4	344	20300	68500
9.5	13.5	6700	1.4	107.9	BF80-../DSE13LA4	344	22400	72300
9.5	12	7500	1.25	122.4	BF80-../DSE13LA4	344	24500	75000
9.5	10.5	8600	1.1	139.7	BF80-../DSE13LA4	344	26700	75000
9.5	9.1	9900	0.96	158.5	BF80-../DSE13LA4	344	29000	75000
9.5	7.9	11400	0.83	184.5	BF80-../DSE13LA4	344	31800	75000
9.5	18	5000	3.3	80.85	BF90-../DSE13LA4	596	17500	77500
9.5	16	5600	3.0	90.02	BF90-../DSE13LA4	596	18900	80600
9.5	13.5	6700	2.5	107.5	BF90-../DSE13LA4	596	22300	86900
9.5	12.5	7200	2.3	119.7	BF90-../DSE13LA4	596	24500	90800
9.5	10.5	8600	1.95	139.1	BF90-../DSE13LA4	596	27700	96300
9.5	9.4	9600	1.75	154.8	BF90-../DSE13LA4	596	30100	100800
9.5	8.1	11200	1.5	178.6	BF90-../DSE13LA4	596	33400	106700
9.5	7.3	12400	1.35	198.8	BF90-../DSE13LA4	596	36000	111300
9.5	6.2	14600	1.15	232.6	BF90-../DSE13LA4	596	39900	118300
9.5	5.6	16200	1.05	259.0	BF90-../DSE13LA4	596	42800	120000
9.5	5.4	16800	1.1	269.8	BF90Z-../DSE13LA4	657	42800	120000
9.5	4.8	18900	0.98	300.4	BF90Z-../DSE13LA4	657	42800	120000
9.5	4.2	21600	0.86	343.6	BF90Z-../DSE13LA4	657	42800	120000

11 kW



P _N [kW]	50 Hz			i [:1]	Type	m		
	n ₂ [1/min]	M ₂ [Nm]	f _B [—]			[kg]	[N]	[N]
11	275	380	1.3	5.38	BF50-../DSE16MB4	160	4500	-
11	190	550	1.05	7.71	BF50-../DSE16MB4	160	5100	-
11	137	760	0.89	10.68	BF50-../DSE16MB4	160	5600	-

The torques marked (*) are maximum permissible torques for service factor f_B=1.0.

BF-series shaft-mounted geared motors

Selection - shaft-mounted geared motors DSE - IE1

11 kW



P _N [kW]	50 Hz			i [:1]	Type	m		
	n ₂ [1/min]	M ₂ [Nm]	f _B [—]			[kg]	[N]	[N]
11	88	1190	0.8	16.70	BF50-../DSE16MB4	160	6200	-
11	280	375	2.0	5.22	BF60-../DSE16MB4	193	5200	14800
11	189	550	1.6	7.74	BF60-../DSE16MB4	193	6000	16900
11	142	730	1.4	10.31	BF60-../DSE16MB4	193	6500	18400
11	103	1010	1.2	14.24	BF60-../DSE16MB4	193	7100	20000
11	87	1200	1.2	16.96	BF60-../DSE16MB4	193	7300	20600
11	78	1340	1.15	18.81	BF60-../DSE16MB4	193	7600	21500
11	65	1610	1.05	22.58	BF60-../DSE16MB4	193	8000	22600
11	59	1780	0.97	25.05	BF60-../DSE16MB4	193	8200	23200
11	47	2200	0.86	31.20	BF60-../DSE16MB4	193	8800	24900
11	42.5	2450	0.81	34.62	BF60-../DSE16MB4	193	9100	25700
11	70	1500	3.1	21.04	BF70-../DSE16MB4	276	6400	26300
11	60	1750	2.9	24.55	BF70-../DSE16MB4	276	7000	27700
11	54	1940	2.7	27.29	BF70-../DSE16MB4	276	7000	28400
11	46	2250	2.3	31.84	BF70-../DSE16MB4	276	7700	30000
11	40	2600	2.0	36.88	BF70-../DSE16MB4	276	7900	31100
11	34	3050	1.7	43.02	BF70-../DSE16MB4	276	8700	32800
11	31	3350	1.55	47.82	BF70-../DSE16MB4	276	9100	34000
11	26.5	3950	1.3	55.79	BF70-../DSE16MB4	276	10200	36000
11	24	4350	1.2	61.94	BF70-../DSE16MB4	276	10800	37400
11	20.5	5100	1.0	72.26	BF70-../DSE16MB4	276	12000	39600
11	18	5800	0.9	81.82	BF70-../DSE16MB4	276	12800	41300
11	48.5	2150	3.3	30.21	BF80-../DSE16MB4	372	12300	47900
11	43.5	2400	3.2	33.61	BF80-../DSE16MB4	372	11700	48400
11	38.5	2700	3.0	38.14	BF80-../DSE16MB4	372	12200	50300
11	31	3350	2.6	47.46	BF80-../DSE16MB4	372	13400	53700
11	27.5	3800	2.4	53.86	BF80-../DSE16MB4	372	14000	55800
11	24	4350	2.1	61.55	BF80-../DSE16MB4	372	14800	58100
11	21	5000	1.9	69.86	BF80-../DSE16MB4	372	15900	60600
11	18	5800	1.65	83.16	BF80-../DSE16MB4	372	18400	65100
11	15.5	6700	1.4	94.38	BF80-../DSE16MB4	372	20300	68500
11	14	7500	1.25	107.9	BF80-../DSE16MB4	372	22400	72300
11	12	8700	1.1	122.4	BF80-../DSE16MB4	372	24500	75000
11	10.5	10000	0.95	139.7	BF80-../DSE16MB4	372	26700	75000
11	9.3	11200	0.85	158.5	BF80-../DSE16MB4	372	29000	75000
11	21	5000	3.2	70.69	BF90-../DSE16MB4	620	16800	74700
11	18.5	5600	3.0	80.85	BF90-../DSE16MB4	620	17500	77500
11	16.5	6300	2.7	90.02	BF90-../DSE16MB4	620	18900	80600
11	14	7500	2.2	107.5	BF90-../DSE16MB4	620	22300	86900
11	12.5	8400	2.0	119.7	BF90-../DSE16MB4	620	24500	90800
11	10.5	10000	1.7	139.1	BF90-../DSE16MB4	620	27700	96300
11	9.5	11000	1.55	154.8	BF90-../DSE16MB4	620	30100	100800
11	8.2	12800	1.3	178.6	BF90-../DSE16MB4	620	33400	106700
11	7.4	14100	1.2	198.8	BF90-../DSE16MB4	620	36000	111300
11	6.3	16600	1.0	232.6	BF90-../DSE16MB4	620	39900	118300
11	5.7	18400	0.91	259.0	BF90-../DSE16MB4	620	42800	120000
11	5.5	19100	0.97	269.8	BF90Z-../DSE16MB4	681	42800	120000
11	4.9	21400	0.86	300.4	BF90Z-../DSE16MB4	681	42800	120000

7

15 kW



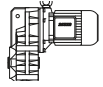
P _N [kW]	50 Hz			i [:1]	Type	m		
	n ₂ [1/min]	M ₂ [Nm]	f _B [—]			[kg]	[N]	[N]
15	275	520	0.96	5.38	BF50-../DSE16LB4	173	4500	-
15	280	510	1.5	5.22	BF60-../DSE16LB4	206	5200	14800
15	189	750	1.15	7.74	BF60-../DSE16LB4	206	6000	16900
15	142	1000	1.0	10.31	BF60-../DSE16LB4	206	6500	18400
15	103	1390	0.86	14.24	BF60-../DSE16LB4	206	7100	20000
15	87	1640	0.88	16.96	BF60-../DSE16LB4	206	7300	20600
15	78	1830	0.83	18.81	BF60-../DSE16LB4	206	7600	21500

The torques marked (*) are maximum permissible torques for service factor f_B=1.0.

BF-series shaft-mounted geared motors

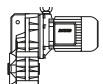
Selection - shaft-mounted geared motors DSE - IE1

15 kW



P _N [kW]	50 Hz			i [:1]	Type	m		
	n ₂ [1/min]	M ₂ [Nm]	f _B [—]			[kg]	[N]	[N]
15	98	1460	2.5	14.90	BF70-../DSE16LB4	289	5900	24000
15	84	1700	2.5	17.39	BF70-../DSE16LB4	289	6200	25000
15	70	2000	2.3	21.04	BF70-../DSE16LB4	289	6400	26300
15	60	2350	2.1	24.55	BF70-../DSE16LB4	289	7000	27700
15	54	2650	1.95	27.29	BF70-../DSE16LB4	289	7000	28400
15	46	3100	1.7	31.84	BF70-../DSE16LB4	289	7700	30000
15	40	3550	1.45	36.88	BF70-../DSE16LB4	289	7900	31100
15	34	4200	1.25	43.02	BF70-../DSE16LB4	289	8700	32800
15	31	4600	1.15	47.82	BF70-../DSE16LB4	289	9100	34000
15	26.5	5400	0.96	55.79	BF70-../DSE16LB4	289	10200	36000
15	24	5900	0.88	61.94	BF70-../DSE16LB4	289	10800	37400
15	89	1600	3.3	16.49	BF80-../DSE16LB4	385	11400	41400
15	63	2250	2.8	23.29	BF80-../DSE16LB4	385	11800	44900
15	48.5	2950	2.4	30.21	BF80-../DSE16LB4	385	12300	47900
15	43.5	3250	2.4	33.61	BF80-../DSE16LB4	385	11700	48400
15	38.5	3700	2.2	38.14	BF80-../DSE16LB4	385	12200	50300
15	31	4600	1.85	47.46	BF80-../DSE16LB4	385	13400	53700
15	27.5	5200	1.7	53.86	BF80-../DSE16LB4	385	14000	55800
15	24	5900	1.6	61.55	BF80-../DSE16LB4	385	14800	58100
15	21	6800	1.4	69.86	BF80-../DSE16LB4	385	15900	60600
15	18	7900	1.2	83.16	BF80-../DSE16LB4	385	18400	65100
15	15.5	9200	1.05	94.38	BF80-../DSE16LB4	385	20300	68500
15	14	10200	0.93	107.9	BF80-../DSE16LB4	385	22400	72300
15	12	11900	0.8	122.4	BF80-../DSE16LB4	385	24500	75000
15	31.5	4500	3.1	46.43	BF90-../DSE16LB4	632	13800	65500
15	28.5	5000	2.9	51.70	BF90-../DSE16LB4	632	14600	67800
15	23	6200	2.5	63.49	BF90-../DSE16LB4	632	15800	72000
15	21	6800	2.3	70.69	BF90-../DSE16LB4	632	16800	74700
15	18.5	7700	2.1	80.85	BF90-../DSE16LB4	632	17500	77500
15	16.5	8600	1.95	90.02	BF90-../DSE16LB4	632	18900	80600
15	14	10200	1.65	107.5	BF90-../DSE16LB4	632	22300	86900
15	12.5	11400	1.45	119.7	BF90-../DSE16LB4	632	24500	90800
15	10.5	13600	1.25	139.1	BF90-../DSE16LB4	632	27700	96300
15	9.5	15000	1.1	154.8	BF90-../DSE16LB4	632	30100	100800
15	8.2	17400	0.97	178.6	BF90-../DSE16LB4	632	33400	106700
15	7.4	19300	0.87	198.8	BF90-../DSE16LB4	632	36000	111300

18.5 kW



P _N [kW]	50 Hz			i [:1]	Type	m		
	n ₂ [1/min]	M ₂ [Nm]	f _B [—]			[kg]	[N]	[N]
18.5	280	630	1.2	5.22	BF60-../DSE16XB4	216	5200	14800
18.5	189	930	0.93	7.74	BF60-../DSE16XB4	216	6000	16900
18.5	142	1240	0.82	10.31	BF60-../DSE16XB4	216	6500	18400
18.5	98	1800	2.0	14.90	BF70-../DSE16XB4	299	5900	24000
18.5	84	2100	2.0	17.39	BF70-../DSE16XB4	299	6200	25000
18.5	70	2500	1.85	21.04	BF70-../DSE16XB4	299	6400	26300
18.5	60	2900	1.75	24.55	BF70-../DSE16XB4	299	7000	27700
18.5	54	3250	1.6	27.29	BF70-../DSE16XB4	299	7000	28400
18.5	46	3800	1.35	31.84	BF70-../DSE16XB4	299	7700	30000
18.5	40	4400	1.2	36.88	BF70-../DSE16XB4	299	7900	31100
18.5	34	5100	1.0	43.02	BF70-../DSE16XB4	299	8700	32800
18.5	31	5600	0.93	47.82	BF70-../DSE16XB4	299	9100	34000
18.5	89	1980	2.7	16.49	BF80-../DSE16XB4	395	11400	41400
18.5	63	2800	2.3	23.29	BF80-../DSE16XB4	395	11800	44900
18.5	48.5	3600	2.0	30.21	BF80-../DSE16XB4	395	12300	47900
18.5	43.5	4050	1.9	33.61	BF80-../DSE16XB4	395	11700	48400
18.5	38.5	4550	1.75	38.14	BF80-../DSE16XB4	395	12200	50300
18.5	31	5600	1.55	47.46	BF80-../DSE16XB4	395	13400	53700
18.5	27.5	6400	1.4	53.86	BF80-../DSE16XB4	395	14000	55800
18.5	24	7300	1.25	61.55	BF80-../DSE16XB4	395	14800	58100

The torques marked (*) are maximum permissible torques for service factor f_B=1.0.

BF-series shaft-mounted geared motors

Selection - shaft-mounted geared motors DSE - IE1

18.5 kW



P _N [kW]	n ₂ [1/min]	50 Hz		i [:1]	Type	m		
		M ₂ [Nm]	f _B [—]			[kg]	[N]	[N]
18.5	21	8400	1.15	69.86	BF80-../DSE16XB4	395	15900	60600
18.5	18	9800	0.97	83.16	BF80-../DSE16XB4	395	18400	65100
18.5	15.5	11300	0.84	94.38	BF80-../DSE16XB4	395	20300	68500
18.5	31.5	5600	2.5	46.43	BF90-../DSE16XB4	642	13800	65500
18.5	28.5	6100	2.4	51.70	BF90-../DSE16XB4	642	14600	67800
18.5	23	7600	2.0	63.49	BF90-../DSE16XB4	642	15800	72000
18.5	21	8400	1.9	70.69	BF90-../DSE16XB4	642	16800	74700
18.5	18.5	9500	1.75	80.85	BF90-../DSE16XB4	642	17500	77500
18.5	16.5	10700	1.55	90.02	BF90-../DSE16XB4	642	18900	80600
18.5	14	12600	1.35	107.5	BF90-../DSE16XB4	642	22300	86900
18.5	12.5	14100	1.2	119.7	BF90-../DSE16XB4	642	24500	90800
18.5	10.5	16800	1.0	139.1	BF90-../DSE16XB4	642	27700	96300
18.5	9.5	18500	0.91	154.8	BF90-../DSE16XB4	642	30100	100800

22 kW



P _N [kW]	n ₂ [1/min]	50 Hz		i [:1]	Type	m		
		M ₂ [Nm]	f _B [—]			[kg]	[N]	[N]
22	280	750	1.0	5.22	BF60-../DSE18LB4	263	5200	14800
22	142	1470	1.7	10.32	BF70-../DSE18LB4	340	4600	18700
22	122	1720	1.7	12.04	BF70-../DSE18LB4	340	4900	19700
22	98	2100	1.75	14.90	BF70-../DSE18LB4	340	5900	24000
22	84	2500	1.7	17.39	BF70-../DSE18LB4	340	6200	25000
22	70	3000	1.55	21.04	BF70-../DSE18LB4	340	6400	26300
22	60	3500	1.45	24.55	BF70-../DSE18LB4	340	7000	27700
22	54	3850	1.35	27.29	BF70-../DSE18LB4	340	7000	28400
22	46	4550	1.15	31.84	BF70-../DSE18LB4	340	7700	30000
22	40	5200	1.0	36.88	BF70-../DSE18LB4	340	7900	31100
22	34	6100	0.85	43.02	BF70-../DSE18LB4	340	8700	32800
22	128	1640	2.2	11.42	BF80-../DSE18LB4	436	8900	32200
22	89	2350	2.3	16.49	BF80-../DSE18LB4	436	11400	41400
22	63	3300	1.9	23.29	BF80-../DSE18LB4	436	11800	44900
22	48.5	4300	1.65	30.21	BF80-../DSE18LB4	436	12300	47900
22	43.5	4800	1.6	33.61	BF80-../DSE18LB4	436	11700	48400
22	38.5	5400	1.5	38.14	BF80-../DSE18LB4	436	12200	50300
22	31	6700	1.3	47.46	BF80-../DSE18LB4	436	13400	53700
22	27.5	7600	1.2	53.86	BF80-../DSE18LB4	436	14000	55800
22	24	8700	1.05	61.55	BF80-../DSE18LB4	436	14800	58100
22	21	10000	0.95	69.86	BF80-../DSE18LB4	436	15900	60600
22	18	11600	0.82	83.16	BF80-../DSE18LB4	436	18400	65100
22	61	3400	3.3	23.95	BF90-../DSE18LB4	688	11100	54300
22	43.5	4800	2.7	33.71	BF90-../DSE18LB4	688	11900	59300
22	39	5300	2.5	37.54	BF90-../DSE18LB4	688	12700	61500
22	31.5	6600	2.1	46.43	BF90-../DSE18LB4	688	13800	65500
22	28.5	7300	2.0	51.70	BF90-../DSE18LB4	688	14600	67800
22	23	9100	1.7	63.49	BF90-../DSE18LB4	688	15800	72000
22	21	10000	1.6	70.69	BF90-../DSE18LB4	688	16800	74700
22	18.5	11300	1.45	80.85	BF90-../DSE18LB4	688	17500	77500
22	16.5	12700	1.3	90.02	BF90-../DSE18LB4	688	18900	80600
22	14	15000	1.1	107.5	BF90-../DSE18LB4	688	22300	86900
22	12.5	16800	1.0	119.7	BF90-../DSE18LB4	688	24500	90800
22	10.5	20000	0.84	139.1	BF90-../DSE18LB4	688	27700	96300

The torques marked (*) are maximum permissible torques for service factor f_B=1.0.

BF-series shaft-mounted geared motors

Selection - shaft-mounted geared motors DSE - IE1

30 kW



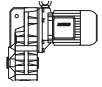
P _N [kW]	n ₂ [1/min]	50 Hz		i [:1]	Type	m [kg]	[N]	[N]
		M ₂ [Nm]	f _B [—]					
30	142	2000	1.25	10.32	BF70-../DSE18XB4	358	4600	18700
30	122	2300	1.3	12.04	BF70-../DSE18XB4	358	4900	19700
30	98	2900	1.25	14.90	BF70-../DSE18XB4	358	5900	24000
30	84	3400	1.25	17.39	BF70-../DSE18XB4	358	6200	25000
30	70	4050	1.15	21.04	BF70-../DSE18XB4	358	6400	26300
30	60	4750	1.05	24.55	BF70-../DSE18XB4	358	7000	27700
30	54	5300	0.98	27.29	BF70-../DSE18XB4	358	7000	28400
30	46	6200	0.84	31.84	BF70-../DSE18XB4	358	7700	30000
30	128	2200	1.65	11.42	BF80-../DSE18XB4	454	8900	32200
30	89	3200	1.65	16.49	BF80-../DSE18XB4	454	11400	41400
30	63	4500	1.4	23.29	BF80-../DSE18XB4	454	11800	44900
30	48.5	5900	1.2	30.21	BF80-../DSE18XB4	454	12300	47900
30	43.5	6500	1.2	33.61	BF80-../DSE18XB4	454	11700	48400
30	38.5	7400	1.1	38.14	BF80-../DSE18XB4	454	12200	50300
30	31	9200	0.94	47.46	BF80-../DSE18XB4	454	13400	53700
30	27.5	10400	0.86	53.86	BF80-../DSE18XB4	454	14000	55800
30	118	2400	3.0	12.45	BF90-../DSE18XB4	706	8000	39700
30	84	3400	3.0	17.39	BF90-../DSE18XB4	706	10000	49500
30	61	4650	2.4	23.95	BF90-../DSE18XB4	706	11100	54300
30	43.5	6500	2.0	33.71	BF90-../DSE18XB4	706	11900	59300
30	39	7300	1.8	37.54	BF90-../DSE18XB4	706	12700	61500
30	31.5	9000	1.55	46.43	BF90-../DSE18XB4	706	13800	65500
30	28.5	10000	1.45	51.70	BF90-../DSE18XB4	706	14600	67800
30	23	12400	1.25	63.49	BF90-../DSE18XB4	706	15800	72000
30	21	13600	1.15	70.69	BF90-../DSE18XB4	706	16800	74700
30	18.5	15400	1.05	80.85	BF90-../DSE18XB4	706	17500	77500
30	16.5	17300	0.97	90.02	BF90-../DSE18XB4	706	18900	80600
30	14	20400	0.82	107.5	BF90-../DSE18XB4	706	22300	86900

The torques marked (*) are maximum permissible torques for service factor f_B=1.0.

BF-series parallel shaft geared motors

Selection - shaft-mounted geared motors DHE - IE2

0.03 kW



P _N [kW]	n ₂ [1/min]	50 Hz		i [:1]	Type	m		
		M ₂ [Nm]	f _B [-]			[kg]	[N]	[N]
0.03	9.0	31.5	7.6	151.2	BF10Z-../D04LA4	21	6400	-
0.03	8.2	34.5	7.0	166.2	BF10Z-../D04LA4	21	6400	-
0.03	7.5	38	6.3	180.1	BF10Z-../D04LA4	21	6400	-
0.03	6.9	41.5	5.8	198.0	BF10Z-../D04LA4	21	6400	-
0.03	6.3	45	5.3	214.5	BF10Z-../D04LA4	21	6400	-
0.03	5.8	49	4.9	235.8	BF10Z-../D04LA4	21	6400	-
0.03	5.3	54	4.4	257.4	BF10Z-../D04LA4	21	6400	-
0.03	4.8	59	4.1	283.1	BF10Z-../D04LA4	21	6400	-
0.03	4.2	68	3.5	324.3	BF10Z-../D04LA4	21	6400	-
0.03	3.8	75	3.2	356.6	BF10Z-../D04LA4	21	6400	-
0.03	3.6	79	3.0	380.2	BF10Z-../D04LA4	21	6400	-
0.03	3.3	86	2.8	418.0	BF10Z-../D04LA4	21	6400	-
0.03	2.9	98	2.4	469.5	BF10Z-../D04LA4	21	6400	-
0.03	2.6	110	2.2	539.1	BF10Z-../D04LA4	21	6400	-
0.03	2.3	124	1.95	592.8	BF10Z-../D04LA4	21	6400	-
0.03	1.8	97	2.7	768.2	BF10G06-../D04LA4	25	6400	-
0.03	1.6	110	2.4	845.1	BF10G06-../D04LA4	25	6400	-
0.03	1.4	130	2.0	994.0	BF10G06-../D04LA4	25	6400	-
0.03	1.2	159	1.65	1190	BF10G06-../D04LA4	25	6400	-
0.03	0.95	210	1.25	1452	BF10G06-../D04LA4	25	6400	-
0.03	0.8	260*	1.0	1744	BF10G06-../D04LA4	25	6400	-
0.03	0.65	260*	1.0	2096	BF10G06-../D04LA4	25	6400	-
0.03	0.55	260*	1.0	2467	BF10G06-../D04LA4	25	6400	-
0.03	0.46	260*	1.0	2952	BF10G06-../D04LA4	25	6400	-
0.03	0.42	260*	1.0	3220	BF10G06-../D04LA4	25	6400	-
0.03	0.35	260*	1.0	3942	BF10G06-../D04LA4	25	6400	-
0.03	0.3	260*	1.0	4569	BF10G06-../D04LA4	25	6400	-
0.03	0.24	260*	1.0	5709	BF10G06-../D04LA4	25	6400	-
0.03	0.21	260*	1.0	6550	BF10G06-../D04LA4	25	6400	-
0.03	0.19	260*	1.0	7144	BF10G06-../D04LA4	25	6400	-
0.03	0.16	260*	1.0	8681	BF10G06-../D04LA4	25	6400	-
0.03	0.15	260*	1.0	9471	BF10G06-../D04LA4	25	6400	-
0.03	1.2	162	2.8	1140	BF20G06-../D04LA4	31	7900	-
0.03	1.0	200	2.3	1392	BF20G06-../D04LA4	31	7900	-
0.03	0.9	230	2.0	1533	BF20G06-../D04LA4	31	7900	-
0.03	0.8	265	1.75	1764	BF20G06-../D04LA4	31	7900	-
0.03	0.65	345	1.35	2192	BF20G06-../D04LA4	31	7900	-
0.03	0.55	410	1.1	2579	BF20G06-../D04LA4	31	7900	-
0.03	0.48	460*	1.0	2829	BF20G06-../D04LA4	31	7900	-
0.03	0.44	460*	1.0	3086	BF20G06-../D04LA4	31	7900	-
0.03	0.36	460*	1.0	3778	BF20G06-../D04LA4	31	7900	-
0.03	0.31	460*	1.0	4379	BF20G06-../D04LA4	31	7900	-
0.03	0.25	460*	1.0	5471	BF20G06-../D04LA4	31	7900	-
0.03	0.2	460*	1.0	6847	BF20G06-../D04LA4	31	7900	-
0.03	0.17	460*	1.0	8320	BF20G06-../D04LA4	31	7900	-
0.03	0.15	460*	1.0	9077	BF20G06-../D04LA4	31	7900	-
0.03	1.0	200	3.2	1404	BF30G06-../D04LA4	41	7400	-
0.03	0.85	245	2.6	1686	BF30G06-../D04LA4	41	7400	-
0.03	0.7	315	2.0	2026	BF30G06-../D04LA4	41	7400	-
0.03	0.6	370	1.7	2386	BF30G06-../D04LA4	41	7400	-
0.03	0.48	485	1.3	2854	BF30G06-../D04LA4	41	7400	-
0.03	0.39	610	1.05	3493	BF30G06-../D04LA4	41	7400	-
0.03	0.36	630*	1.0	3811	BF30G06-../D04LA4	41	7400	-
0.03	0.31	630*	1.0	4417	BF30G06-../D04LA4	41	7400	-
0.03	0.27	630*	1.0	5060	BF30G06-../D04LA4	41	7400	-
0.03	0.22	630*	1.0	6333	BF30G06-../D04LA4	41	7400	-
0.03	0.19	630*	1.0	7206	BF30G06-../D04LA4	41	7400	-
0.03	0.18	630*	1.0	7861	BF30G06-../D04LA4	41	7400	-
0.03	0.15	630*	1.0	9157	BF30G06-../D04LA4	41	7400	-

The torques marked (*) are maximum permissible torques for service factor f_B=1.0.

7

BF-series parallel shaft geared motors

Selection - shaft-mounted geared motors DHE - IE2

0.04 kW



P _N [kW]	n ₂ [1/min]	50 Hz		i [:1]	Type	m		
		M ₂ [Nm]	f _B [—]			[kg]	[N]	[N]
0.04	9.0	42	5.7	151.2	BF10Z-../D04LA4	21	6400	-
0.04	8.2	46.5	5.2	166.2	BF10Z-../D04LA4	21	6400	-
0.04	7.5	50	4.8	180.1	BF10Z-../D04LA4	21	6400	-
0.04	6.9	55	4.4	198.0	BF10Z-../D04LA4	21	6400	-
0.04	6.3	60	4.0	214.5	BF10Z-../D04LA4	21	6400	-
0.04	5.8	65	3.7	235.8	BF10Z-../D04LA4	21	6400	-
0.04	5.3	72	3.3	257.4	BF10Z-../D04LA4	21	6400	-
0.04	4.8	79	3.0	283.1	BF10Z-../D04LA4	21	6400	-
0.04	4.2	90	2.7	324.3	BF10Z-../D04LA4	21	6400	-
0.04	3.8	100	2.4	356.6	BF10Z-../D04LA4	21	6400	-
0.04	3.6	106	2.3	380.2	BF10Z-../D04LA4	21	6400	-
0.04	3.3	115	2.1	418.0	BF10Z-../D04LA4	21	6400	-
0.04	2.9	131	1.85	469.5	BF10Z-../D04LA4	21	6400	-
0.04	2.6	146	1.65	539.1	BF10Z-../D04LA4	21	6400	-
0.04	2.3	166	1.45	592.8	BF10Z-../D04LA4	21	6400	-
0.04	2.1	119	2.2	643.8	BF10G06-../D04LA4	25	6400	-
0.04	1.8	150	1.75	768.2	BF10G06-../D04LA4	25	6400	-
0.04	1.6	170	1.55	845.1	BF10G06-../D04LA4	25	6400	-
0.04	1.4	199	1.3	994.0	BF10G06-../D04LA4	25	6400	-
0.04	1.2	235	1.1	1190	BF10G06-../D04LA4	25	6400	-
0.04	3.0	127	3.3	460.0	BF20Z-../D04LA4	28	7900	-
0.04	1.9	141	3.3	736.1	BF20G06-../D04LA4	31	7900	-
0.04	1.7	159	2.9	810.0	BF20G06-../D04LA4	31	7900	-
0.04	1.5	183	2.5	952.7	BF20G06-../D04LA4	31	7900	-
0.04	1.2	240	1.9	1140	BF20G06-../D04LA4	31	7900	-
0.04	1.0	295	1.55	1392	BF20G06-../D04LA4	31	7900	-
0.04	0.9	335	1.35	1533	BF20G06-../D04LA4	31	7900	-
0.04	0.8	385	1.2	1764	BF20G06-../D04LA4	31	7900	-
0.04	1.2	240	2.6	1150	BF30G06-../D04LA4	41	7400	-
0.04	1.1	265	2.4	1286	BF30G06-../D04LA4	41	7400	-
0.04	1.0	295	2.1	1404	BF30G06-../D04LA4	41	7400	-
0.04	0.85	355	1.75	1686	BF30G06-../D04LA4	41	7400	-
0.04	0.7	450	1.4	2026	BF30G06-../D04LA4	41	7400	-
0.04	0.6	530	1.2	2386	BF30G06-../D04LA4	41	7400	-

0.06 kW



P _N [kW]	n ₂ [1/min]	50 Hz		i [:1]	Type	m		
		M ₂ [Nm]	f _B [—]			[kg]	[N]	[N]
0.06	24	23.5	10	56.39	BF10-../D06LA4	23	4550	-
0.06	22	26	9.2	61.55	BF10-../D06LA4	23	4700	-
0.06	20	28.5	8.4	67.69	BF10-../D06LA4	23	4900	-
0.06	17.5	32.5	7.4	77.55	BF10-../D06LA4	23	5100	-
0.06	16	35.5	6.8	85.27	BF10-../D06LA4	23	5300	-
0.06	15	38	6.3	90.91	BF10-../D06LA4	23	5400	-
0.06	14	40.5	5.9	99.97	BF10-../D06LA4	23	5600	-
0.06	12.5	45.5	5.3	112.3	BF10-../D06LA4	23	5900	-
0.06	11	52	4.6	123.5	BF10-../D06LA4	23	6100	-
0.06	10.5	54	4.4	128.9	BF10-../D06LA4	23	6200	-
0.06	9.6	59	4.1	141.8	BF10-../D06LA4	23	6400	-
0.06	7.5	76	3.2	180.1	BF10Z-../D06LA4	24	6400	-
0.06	6.9	83	2.9	198.0	BF10Z-../D06LA4	24	6400	-
0.06	6.3	90	2.7	214.5	BF10Z-../D06LA4	24	6400	-
0.06	5.8	98	2.4	235.8	BF10Z-../D06LA4	24	6400	-
0.06	5.3	108	2.2	257.4	BF10Z-../D06LA4	24	6400	-
0.06	4.8	119	2.0	283.1	BF10Z-../D06LA4	24	6400	-
0.06	4.2	136	1.75	324.3	BF10Z-../D06LA4	24	6400	-
0.06	3.8	150	1.6	356.6	BF10Z-../D06LA4	24	6400	-
0.06	3.6	159	1.5	380.2	BF10Z-../D06LA4	24	6400	-
0.06	3.3	173	1.4	418.0	BF10Z-../D06LA4	24	6400	-
0.06	2.9	197	1.2	469.5	BF10Z-../D06LA4	24	6400	-
0.06	2.6	220	1.1	539.1	BF10Z-../D06LA4	24	6400	-
0.06	2.3	245	0.98	592.8	BF10Z-../D06LA4	24	6400	-

The torques marked (*) are maximum permissible torques for service factor f_B=1.0.

BF-series parallel shaft geared motors

Selection - shaft-mounted geared motors DHE - IE2

0.06 kW



P _N [kW]	n ₂ [1/min]	50 Hz		i [:1]	Type	m [kg]	[N]	[N]
		M ₂ [Nm]	f _B [-]					
0.06	2.1	210	1.25	643.8	BF10G06-../D06LA4	28	6400	-
0.06	1.8	255	1.0	768.2	BF10G06-../D06LA4	28	6400	-
0.06	1.6	290	0.9	845.1	BF10G06-../D06LA4	28	6400	-
0.06	4.2	136	3.1	325.2	BF20Z-../D06LA4	31	7900	-
0.06	4.0	143	2.9	339.1	BF20Z-../D06LA4	31	7900	-
0.06	3.7	154	2.7	373.1	BF20Z-../D06LA4	31	7900	-
0.06	3.3	173	2.4	418.1	BF20Z-../D06LA4	31	7900	-
0.06	3.0	191	2.2	460.0	BF20Z-../D06LA4	31	7900	-
0.06	2.7	157	2.9	513.7	BF20G06-../D06LA4	34	7900	-
0.06	2.2	200	2.3	617.0	BF20G06-../D06LA4	34	7900	-
0.06	1.9	240	1.9	736.1	BF20G06-../D06LA4	34	7900	-
0.06	1.7	270	1.7	810.0	BF20G06-../D06LA4	34	7900	-
0.06	1.5	310	1.5	952.7	BF20G06-../D06LA4	34	7900	-
0.06	1.2	400	1.15	1140	BF20G06-../D06LA4	34	7900	-
0.06	1.0	485	0.95	1392	BF20G06-../D06LA4	34	7900	-
0.06	3.3	173	3.3	412.6	BF30Z-../D06LA4	42	7400	-
0.06	3.0	191	3.0	463.3	BF30Z-../D06LA4	42	7400	-
0.06	2.6	220	2.6	537.0	BF30Z-../D06LA4	42	7400	-
0.06	2.3	245	2.3	590.7	BF30Z-../D06LA4	42	7400	-
0.06	2.2	200	3.2	622.4	BF30G06-../D06LA4	45	7400	-
0.06	2.0	225	2.8	705.1	BF30G06-../D06LA4	45	7400	-
0.06	1.7	270	2.3	817.1	BF30G06-../D06LA4	45	7400	-
0.06	1.5	310	2.0	961.1	BF30G06-../D06LA4	45	7400	-
0.06	1.2	400	1.6	1150	BF30G06-../D06LA4	45	7400	-
0.06	1.1	435	1.45	1286	BF30G06-../D06LA4	45	7400	-
0.06	1.0	485	1.3	1404	BF30G06-../D06LA4	45	7400	-
0.06	0.85	580	1.1	1686	BF30G06-../D06LA4	45	7400	-
0.06	0.95	340	2.9	1484	BF40G10-../D06LA4	58	10600	-
0.06	0.75	460	2.2	1810	BF40G10-../D06LA4	58	10600	-
0.06	0.7	500	2.0	1997	BF40G10-../D06LA4	58	10600	-
0.06	0.55	710	1.4	2536	BF40G10-../D06LA4	58	10600	-
0.06	0.49	840	1.2	2810	BF40G10-../D06LA4	58	10600	-
0.06	0.7	520	2.7	2059	BF50G10-../D06LA4	86	13600	-
0.06	0.6	640	2.2	2360	BF50G10-../D06LA4	86	13600	-
0.06	0.49	860	1.65	2810	BF50G10-../D06LA4	86	13600	-
0.06	0.41	1090	1.3	3348	BF50G10-../D06LA4	86	13600	-
0.06	0.34	1370	1.0	4019	BF50G10-../D06LA4	86	13600	-
0.06	0.42	860	2.9	3237	BF60G20-../D06LA4	134	15300	43300
0.06	0.35	1130	2.2	3883	BF60G20-../D06LA4	134	15300	43300
0.06	0.3	1400	1.8	4646	BF60G20-../D06LA4	134	15300	43300
0.06	0.26	1700	1.45	5241	BF60G20-../D06LA4	134	15300	43300
0.06	0.23	1980	1.25	6014	BF60G20-../D06LA4	134	15300	43300
0.06	0.21	2200	1.15	6679	BF60G20-../D06LA4	134	15300	43300
0.06	0.24	1890	3.0	5691	BF70G20-../D06LA4	212	16100	47700
0.06	0.21	2200	2.6	6530	BF70G20-../D06LA4	212	16100	47700
0.06	0.19	2500	2.3	7248	BF70G20-../D06LA4	212	16100	47700
0.06	0.17	2850	2.0	8052	BF70G20-../D06LA4	212	16100	47700

0.09 kW



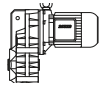
P _N [kW]	n ₂ [1/min]	50 Hz		i [:1]	Type	m [kg]	[N]	[N]
		M ₂ [Nm]	f _B [-]					
0.09	34	25	9.6	39.75	BF10-../D06LA4	23	3950	-
0.09	31.5	27	8.9	43.06	BF10-../D06LA4	23	4100	-
0.09	29	29.5	8.1	47.35	BF10-../D06LA4	23	4250	-
0.09	26.5	32	7.5	51.28	BF10-../D06LA4	23	4400	-
0.09	24	35.5	6.8	56.39	BF10-../D06LA4	23	4550	-
0.09	22	39	6.2	61.55	BF10-../D06LA4	23	4700	-
0.09	20	42.5	5.6	67.69	BF10-../D06LA4	23	4900	-

The torques marked (*) are maximum permissible torques for service factor f_B=1.0.

BF-series parallel shaft geared motors

Selection - shaft-mounted geared motors DHE - IE2

0.09 kW



P _N [kW]	50 Hz			i [:1]	Type	m [kg]	[N]	[N]
	n ₂ [1/min]	M ₂ [Nm]	f _B [-]					
0.09	17.5	49	4.9	77.55	BF10-../D06LA4	23	5100	-
0.09	16	53	4.5	85.27	BF10-../D06LA4	23	5300	-
0.09	15	57	4.2	90.91	BF10-../D06LA4	23	5400	-
0.09	14	61	3.9	99.97	BF10-../D06LA4	23	5600	-
0.09	12.5	68	3.5	112.3	BF10-../D06LA4	23	5900	-
0.09	11	78	3.1	123.5	BF10-../D06LA4	23	6100	-
0.09	10.5	81	3.0	128.9	BF10-../D06LA4	23	6200	-
0.09	9.6	89	2.7	141.8	BF10-../D06LA4	23	6400	-
0.09	9.0	95	2.5	151.2	BF10Z-../D06LA4	24	6400	-
0.09	8.2	104	2.3	166.2	BF10Z-../D06LA4	24	6400	-
0.09	7.5	114	2.1	180.1	BF10Z-../D06LA4	24	6400	-
0.09	6.9	124	1.95	198.0	BF10Z-../D06LA4	24	6400	-
0.09	6.3	136	1.75	214.5	BF10Z-../D06LA4	24	6400	-
0.09	5.8	148	1.6	235.8	BF10Z-../D06LA4	24	6400	-
0.09	5.3	162	1.5	257.4	BF10Z-../D06LA4	24	6400	-
0.09	4.8	179	1.35	283.1	BF10Z-../D06LA4	24	6400	-
0.09	4.2	200	1.2	324.3	BF10Z-../D06LA4	24	6400	-
0.09	3.8	225	1.05	356.6	BF10Z-../D06LA4	24	6400	-
0.09	3.6	235	1.0	380.2	BF10Z-../D06LA4	24	6400	-
0.09	3.3	260	0.92	418.0	BF10Z-../D06LA4	24	6400	-
0.09	2.9	295	0.81	469.5	BF10Z-../D06LA4	24	6400	-
0.09	2.6	270	0.96	536.0	BF10G06-../D06LA4	28	6400	-
0.09	6.3	136	3.1	216.9	BF20Z-../D06LA4	31	7900	-
0.09	5.8	148	2.8	235.9	BF20Z-../D06LA4	31	7900	-
0.09	5.3	162	2.6	259.6	BF20Z-../D06LA4	31	7900	-
0.09	4.6	186	2.3	295.5	BF20Z-../D06LA4	31	7900	-
0.09	4.2	200	2.1	325.2	BF20Z-../D06LA4	31	7900	-
0.09	4.0	210	2.0	339.1	BF20Z-../D06LA4	31	7900	-
0.09	3.7	230	1.85	373.1	BF20Z-../D06LA4	31	7900	-
0.09	3.3	260	1.6	418.1	BF20Z-../D06LA4	31	7900	-
0.09	3.0	285	1.45	460.0	BF20Z-../D06LA4	31	7900	-
0.09	2.7	260	1.75	513.7	BF20G06-../D06LA4	34	7900	-
0.09	2.2	330	1.4	617.0	BF20G06-../D06LA4	34	7900	-
0.09	1.9	390	1.2	736.1	BF20G06-../D06LA4	34	7900	-
0.09	1.7	440	1.05	810.0	BF20G06-../D06LA4	34	7900	-
0.09	1.5	500	0.92	952.7	BF20G06-../D06LA4	34	7900	-
0.09	4.7	182	3.2	289.8	BF30Z-../D06LA4	42	7400	-
0.09	4.4	195	2.9	310.7	BF30Z-../D06LA4	42	7400	-
0.09	4.0	210	2.7	341.8	BF30Z-../D06LA4	42	7400	-
0.09	3.6	235	2.4	375.1	BF30Z-../D06LA4	42	7400	-
0.09	3.3	260	2.2	412.6	BF30Z-../D06LA4	42	7400	-
0.09	3.0	285	2.0	463.3	BF30Z-../D06LA4	42	7400	-
0.09	2.6	330	1.75	537.0	BF30Z-../D06LA4	42	7400	-
0.09	2.3	370	1.55	590.7	BF30Z-../D06LA4	42	7400	-
0.09	2.2	330	1.9	622.4	BF30G06-../D06LA4	45	7400	-
0.09	2.0	370	1.7	705.1	BF30G06-../D06LA4	45	7400	-
0.09	1.7	435	1.45	817.1	BF30G06-../D06LA4	45	7400	-
0.09	1.5	500	1.25	961.1	BF30G06-../D06LA4	45	7400	-
0.09	1.2	630	1.0	1150	BF30G06-../D06LA4	45	7400	-
0.09	1.1	690	0.91	1286	BF30G06-../D06LA4	45	7400	-
0.09	1.0	770	0.82	1404	BF30G06-../D06LA4	45	7400	-
0.09	3.0	285	3.2	459.1	BF40Z-../D06LA4	53	10600	-
0.09	2.7	315	2.9	514.6	BF40Z-../D06LA4	53	10600	-
0.09	2.4	355	2.5	566.1	BF40Z-../D06LA4	53	10600	-
0.09	1.5	350	2.9	928.9	BF40G10-../D06LA4	58	10600	-
0.09	1.3	420	2.4	1106	BF40G10-../D06LA4	58	10600	-
0.09	1.1	540	1.85	1324	BF40G10-../D06LA4	58	10600	-
0.09	0.95	640	1.55	1484	BF40G10-../D06LA4	58	10600	-
0.09	0.75	840	1.2	1810	BF40G10-../D06LA4	58	10600	-
0.09	0.7	910	1.1	1997	BF40G10-../D06LA4	58	10600	-
0.09	1.2	500	2.8	1203	BF50G10-../D06LA4	86	13600	-
0.09	1.0	620	2.3	1359	BF50G10-../D06LA4	86	13600	-
0.09	0.9	680	2.1	1520	BF50G10-../D06LA4	86	13600	-
0.09	0.85	730	1.9	1684	BF50G10-../D06LA4	86	13600	-
0.09	0.7	920	1.5	2059	BF50G10-../D06LA4	86	13600	-
0.09	0.6	1120	1.25	2360	BF50G10-../D06LA4	86	13600	-

The torques marked (*) are maximum permissible torques for service factor f_B=1.0.

BF-series parallel shaft geared motors

Selection - shaft-mounted geared motors DHE - IE2

0.09 kW



P _N [kW]	50 Hz			i [:1]	Type	m		
	n ₂ [1/min]	M ₂ [Nm]	f _B [-]			[kg]	[N]	[N]
0.09	0.7	780	3.2	1955	BF60G20-../D06LA4	134	15300	43300
0.09	0.65	860	2.9	2172	BF60G20-../D06LA4	134	15300	43300
0.09	0.49	1250	2.0	2781	BF60G20-../D06LA4	134	15300	43300
0.09	0.42	1540	1.6	3237	BF60G20-../D06LA4	134	15300	43300
0.09	0.35	1950	1.3	3883	BF60G20-../D06LA4	134	15300	43300
0.09	0.3	2350	1.05	4646	BF60G20-../D06LA4	134	15300	43300
0.09	0.34	2000	2.9	4090	BF70G20-../D06LA4	212	16100	47700
0.09	0.3	2350	2.4	4542	BF70G20-../D06LA4	212	16100	47700
0.09	0.27	2650	2.2	5124	BF70G20-../D06LA4	212	16100	47700
0.09	0.24	3050	1.85	5691	BF70G20-../D06LA4	212	16100	47700
0.09	0.21	3600	1.6	6530	BF70G20-../D06LA4	212	16100	47700
0.09	0.19	4000	1.45	7248	BF70G20-../D06LA4	212	16100	47700
0.09	0.17	4550	1.25	8052	BF70G20-../D06LA4	212	16100	47700

0.11 kW



P _N [kW]	50 Hz			i [:1]	Type	m		
	n ₂ [1/min]	M ₂ [Nm]	f _B [-]			[kg]	[N]	[N]
0.11	9.0	116	2.1	151.2	BF10Z-../D04LA4	21	6400	-
0.11	8.2	128	1.9	166.2	BF10Z-../D04LA4	21	6400	-
0.11	7.5	140	1.7	180.1	BF10Z-../D04LA4	21	6400	-
0.11	6.9	152	1.6	198.0	BF10Z-../D04LA4	21	6400	-
0.11	6.3	166	1.45	214.5	BF10Z-../D04LA4	21	6400	-
0.11	5.8	181	1.35	235.8	BF10Z-../D04LA4	21	6400	-
0.11	5.3	198	1.2	257.4	BF10Z-../D04LA4	21	6400	-
0.11	4.8	215	1.1	283.1	BF10Z-../D04LA4	21	6400	-
0.11	4.2	250	0.96	324.3	BF10Z-../D04LA4	21	6400	-
0.11	3.8	275	0.87	356.6	BF10Z-../D04LA4	21	6400	-
0.11	3.6	290	0.83	380.2	BF10Z-../D04LA4	21	6400	-
0.11	3.2	280	0.93	424.5	BF10G06-../D04LA4	25	6400	-
0.11	2.6	260*	1.0	536.0	BF10G06-../D04LA4	25	6400	-
0.11	2.1	260*	1.0	643.8	BF10G06-../D04LA4	25	6400	-
0.11	1.8	260*	1.0	768.2	BF10G06-../D04LA4	25	6400	-
0.11	1.6	260*	1.0	845.1	BF10G06-../D04LA4	25	6400	-
0.11	1.4	260*	1.0	994.0	BF10G06-../D04LA4	25	6400	-
0.11	1.2	260*	1.0	1190	BF10G06-../D04LA4	25	6400	-
0.11	0.95	260*	1.0	1452	BF10G06-../D04LA4	25	6400	-
0.11	0.8	260*	1.0	1744	BF10G06-../D04LA4	25	6400	-
0.11	0.65	260*	1.0	2096	BF10G06-../D04LA4	25	6400	-
0.11	0.55	260*	1.0	2467	BF10G06-../D04LA4	25	6400	-
0.11	0.46	260*	1.0	2952	BF10G06-../D04LA4	25	6400	-
0.11	0.42	260*	1.0	3220	BF10G06-../D04LA4	25	6400	-
0.11	0.35	260*	1.0	3942	BF10G06-../D04LA4	25	6400	-
0.11	0.3	260*	1.0	4569	BF10G06-../D04LA4	25	6400	-
0.11	0.24	260*	1.0	5709	BF10G06-../D04LA4	25	6400	-
0.11	0.21	260*	1.0	6550	BF10G06-../D04LA4	25	6400	-
0.11	0.19	260*	1.0	7144	BF10G06-../D04LA4	25	6400	-
0.11	0.16	260*	1.0	8681	BF10G06-../D04LA4	25	6400	-
0.11	0.15	260*	1.0	9471	BF10G06-../D04LA4	25	6400	-
0.11	8.3	126	3.3	164.3	BF20Z-../D04LA4	28	7900	-
0.11	7.5	140	3.0	180.8	BF20Z-../D04LA4	28	7900	-
0.11	6.9	152	2.8	197.1	BF20Z-../D04LA4	28	7900	-
0.11	6.3	166	2.5	216.9	BF20Z-../D04LA4	28	7900	-
0.11	5.8	181	2.3	235.9	BF20Z-../D04LA4	28	7900	-
0.11	5.3	198	2.1	259.6	BF20Z-../D04LA4	28	7900	-
0.11	4.6	225	1.85	295.5	BF20Z-../D04LA4	28	7900	-
0.11	4.2	250	1.7	325.2	BF20Z-../D04LA4	28	7900	-
0.11	4.0	260	1.6	339.1	BF20Z-../D04LA4	28	7900	-
0.11	3.7	280	1.5	373.1	BF20Z-../D04LA4	28	7900	-
0.11	3.3	315	1.35	418.1	BF20Z-../D04LA4	28	7900	-
0.11	3.0	350	1.2	460.0	BF20Z-../D04LA4	28	7900	-
0.11	2.7	330	1.4	513.7	BF20G06-../D04LA4	31	7900	-
0.11	2.2	415	1.1	617.0	BF20G06-../D04LA4	31	7900	-

The torques marked (*) are maximum permissible torques for service factor f_B=1.0.

BF-series parallel shaft geared motors

Selection - shaft-mounted geared motors DHE - IE2

0.11 kW



P _N [kW]	50 Hz			i [:1]	Type	m		
	n ₂ [1/min]	M ₂ [Nm]	f _B [—]			[kg]	[N]	[N]
0.11	1.9	490	0.94	736.1	BF20G06-../D04LA4	31	7900	-
0.11	1.7	550	0.84	810.0	BF20G06-../D04LA4	31	7900	-
0.11	1.5	460*	1.0	952.7	BF20G06-../D04LA4	31	7900	-
0.11	1.2	460*	1.0	1140	BF20G06-../D04LA4	31	7900	-
0.11	1.0	460*	1.0	1392	BF20G06-../D04LA4	31	7900	-
0.11	0.9	460*	1.0	1533	BF20G06-../D04LA4	31	7900	-
0.11	0.8	460*	1.0	1764	BF20G06-../D04LA4	31	7900	-
0.11	0.65	460*	1.0	2192	BF20G06-../D04LA4	31	7900	-
0.11	0.55	460*	1.0	2579	BF20G06-../D04LA4	31	7900	-
0.11	0.48	460*	1.0	2829	BF20G06-../D04LA4	31	7900	-
0.11	0.44	460*	1.0	3086	BF20G06-../D04LA4	31	7900	-
0.11	0.36	460*	1.0	3778	BF20G06-../D04LA4	31	7900	-
0.11	0.31	460*	1.0	4379	BF20G06-../D04LA4	31	7900	-
0.11	0.25	460*	1.0	5471	BF20G06-../D04LA4	31	7900	-
0.11	0.2	460*	1.0	6847	BF20G06-../D04LA4	31	7900	-
0.11	0.17	460*	1.0	8320	BF20G06-../D04LA4	31	7900	-
0.11	0.15	460*	1.0	9077	BF20G06-../D04LA4	31	7900	-
0.11	2.2	415	1.5	622.4	BF30G06-../D04LA4	41	7400	-
0.11	2.0	465	1.35	705.1	BF30G06-../D04LA4	41	7400	-
0.11	1.7	550	1.15	817.1	BF30G06-../D04LA4	41	7400	-
0.11	1.5	620	1.0	961.1	BF30G06-../D04LA4	41	7400	-
0.11	1.2	790	0.8	1150	BF30G06-../D04LA4	41	7400	-
0.11	1.1	630*	1.0	1286	BF30G06-../D04LA4	41	7400	-
0.11	1.0	630*	1.0	1404	BF30G06-../D04LA4	41	7400	-
0.11	0.85	630*	1.0	1686	BF30G06-../D04LA4	41	7400	-
0.11	0.7	630*	1.0	2026	BF30G06-../D04LA4	41	7400	-
0.11	0.6	630*	1.0	2386	BF30G06-../D04LA4	41	7400	-
0.11	0.48	630*	1.0	2854	BF30G06-../D04LA4	41	7400	-
0.11	0.39	630*	1.0	3493	BF30G06-../D04LA4	41	7400	-
0.11	0.36	630*	1.0	3811	BF30G06-../D04LA4	41	7400	-
0.11	0.31	630*	1.0	4417	BF30G06-../D04LA4	41	7400	-
0.11	0.27	630*	1.0	5060	BF30G06-../D04LA4	41	7400	-
0.11	0.22	630*	1.0	6333	BF30G06-../D04LA4	41	7400	-
0.11	0.19	630*	1.0	7206	BF30G06-../D04LA4	41	7400	-
0.11	0.18	630*	1.0	7861	BF30G06-../D04LA4	41	7400	-
0.11	0.15	630*	1.0	9157	BF30G06-../D04LA4	41	7400	-

0.12 kW



P _N [kW]	50 Hz			i [:1]	Type	m		
	n ₂ [1/min]	M ₂ [Nm]	f _B [—]			[kg]	[N]	[N]
0.12	151	7.5	9.3	9.21	BF06-../DHE05LA4	10	1900	-
0.12	116	9.8	7.7	12.07	BF06-../DHE05LA4	10	2000	-
0.12	98	11.6	7.3	14.21	BF06-../DHE05LA4	10	2100	-
0.12	82	13.9	6.8	16.99	BF06-../DHE05LA4	10	2500	-
0.12	69	16.6	5.7	20.42	BF06-../DHE05LA4	10	2700	-
0.12	52	22	4.3	26.76	BF06-../DHE05LA4	10	3000	-
0.12	44.5	25.5	3.7	31.50	BF06-../DHE05LA4	10	3200	-
0.12	37	30.5	3.1	37.69	BF06-../DHE05LA4	10	3500	-
0.12	30.5	37.5	2.5	46.14	BF06-../DHE05LA4	10	3800	-
0.12	24	47.5	2.0	58.33	BF06-../DHE05LA4	10	4000	-
0.12	21	54	1.75	66.82	BF06-../DHE05LA4	10	4000	-
0.12	17	67	1.4	83.61	BF06-../DHE05LA4	10	4000	-
0.12	15	76	1.25	95.16	BF06-../DHE05LA4	10	4000	-
0.12	13	88	0.92	110.8	BF06-../DHE05LA4	10	4000	-
0.12	15.5	73	3.3	90.91	BF10-../DHE06LA4	23	5400	-
0.12	14	81	3.0	99.97	BF10-../DHE06LA4	23	5600	-
0.12	12.5	91	2.6	112.3	BF10-../DHE06LA4	23	5900	-
0.12	11.5	99	2.4	123.5	BF10-../DHE06LA4	23	6100	-
0.12	11	104	2.3	128.9	BF10-../DHE06LA4	23	6200	-
0.12	9.8	116	2.1	141.8	BF10-../DHE06LA4	23	6400	-
0.12	9.2	124	1.95	151.2	BF10Z-../DHE06LA4	24	6400	-
0.12	8.4	136	1.75	166.2	BF10Z-../DHE06LA4	24	6400	-

The torques marked (*) are maximum permissible torques for service factor f_B=1.0.

BF-series parallel shaft geared motors

Selection - shaft-mounted geared motors DHE - IE2

0.12 kW



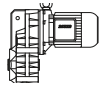
P _N [kW]	n ₂ [1/min]	50 Hz		i [:1]	Type	m [kg]	[N]	[N]
		M ₂ [Nm]	f _B [-]					
0.12	7.7	148	1.6	180.1	BF10Z-../DHE06LA4	24	6400	-
0.12	7.0	163	1.45	198.0	BF10Z-../DHE06LA4	24	6400	-
0.12	6.5	176	1.35	214.5	BF10Z-../DHE06LA4	24	6400	-
0.12	5.9	194	1.25	235.8	BF10Z-../DHE06LA4	24	6400	-
0.12	5.4	210	1.15	257.4	BF10Z-../DHE06LA4	24	6400	-
0.12	4.9	230	1.05	283.1	BF10Z-../DHE06LA4	24	6400	-
0.12	4.3	265	0.91	324.3	BF10Z-../DHE06LA4	24	6400	-
0.12	3.9	290	0.83	356.6	BF10Z-../DHE06LA4	24	6400	-
0.12	3.7	265	0.98	377.9	BF10G06-../DHE06LA4	28	6400	-
0.12	3.3	300	0.87	424.5	BF10G06-../DHE06LA4	28	6400	-
0.12	2.6	260*	1.0	536.0	BF10G06-../DHE06LA4	28	6400	-
0.12	2.2	260*	1.0	643.8	BF10G06-../DHE06LA4	28	6400	-
0.12	1.9	260*	1.0	768.2	BF10G06-../DHE06LA4	28	6400	-
0.12	1.7	260*	1.0	845.1	BF10G06-../DHE06LA4	28	6400	-
0.12	1.4	260*	1.0	994.0	BF10G06-../DHE06LA4	28	6400	-
0.12	1.2	260*	1.0	1190	BF10G06-../DHE06LA4	28	6400	-
0.12	1.0	260*	1.0	1452	BF10G06-../DHE06LA4	28	6400	-
0.12	0.8	260*	1.0	1744	BF10G06-../DHE06LA4	28	6400	-
0.12	0.7	260*	1.0	2096	BF10G06-../DHE06LA4	28	6400	-
0.12	0.6	260*	1.0	2467	BF10G06-../DHE06LA4	28	6400	-
0.12	0.47	260*	1.0	2952	BF10G06-../DHE06LA4	28	6400	-
0.12	0.44	260*	1.0	3220	BF10G06-../DHE06LA4	28	6400	-
0.12	0.36	260*	1.0	3942	BF10G06-../DHE06LA4	28	6400	-
0.12	0.31	260*	1.0	4569	BF10G06-../DHE06LA4	28	6400	-
0.12	0.25	260*	1.0	5709	BF10G06-../DHE06LA4	28	6400	-
0.12	0.22	260*	1.0	6550	BF10G06-../DHE06LA4	28	6400	-
0.12	0.2	260*	1.0	7144	BF10G06-../DHE06LA4	28	6400	-
0.12	0.16	260*	1.0	8681	BF10G06-../DHE06LA4	28	6400	-
0.12	0.15	260*	1.0	9471	BF10G06-../DHE06LA4	28	6400	-
0.12	9.0	127	3.3	155.4	BF20Z-../DHE06LA4	31	7900	-
0.12	8.5	134	3.1	164.3	BF20Z-../DHE06LA4	31	7900	-
0.12	7.7	148	2.8	180.8	BF20Z-../DHE06LA4	31	7900	-
0.12	7.1	161	2.6	197.1	BF20Z-../DHE06LA4	31	7900	-
0.12	6.4	179	2.3	216.9	BF20Z-../DHE06LA4	31	7900	-
0.12	5.9	194	2.2	235.9	BF20Z-../DHE06LA4	31	7900	-
0.12	5.4	210	2.0	259.6	BF20Z-../DHE06LA4	31	7900	-
0.12	4.7	240	1.75	295.5	BF20Z-../DHE06LA4	31	7900	-
0.12	4.3	265	1.6	325.2	BF20Z-../DHE06LA4	31	7900	-
0.12	4.1	275	1.55	339.1	BF20Z-../DHE06LA4	31	7900	-
0.12	3.8	300	1.4	373.1	BF20Z-../DHE06LA4	31	7900	-
0.12	3.4	335	1.25	418.1	BF20Z-../DHE06LA4	31	7900	-
0.12	3.1	365	1.15	460.0	BF20Z-../DHE06LA4	31	7900	-
0.12	2.7	370	1.25	513.7	BF20G06-../DHE06LA4	34	7900	-
0.12	2.3	435	1.05	617.0	BF20G06-../DHE06LA4	34	7900	-
0.12	1.9	540	0.85	736.1	BF20G06-../DHE06LA4	34	7900	-
0.12	1.8	570	0.81	810.0	BF20G06-../DHE06LA4	34	7900	-
0.12	1.5	460*	1.0	952.7	BF20G06-../DHE06LA4	34	7900	-
0.12	1.3	460*	1.0	1140	BF20G06-../DHE06LA4	34	7900	-
0.12	1.0	460*	1.0	1392	BF20G06-../DHE06LA4	34	7900	-
0.12	0.95	460*	1.0	1533	BF20G06-../DHE06LA4	34	7900	-
0.12	0.8	460*	1.0	1764	BF20G06-../DHE06LA4	34	7900	-
0.12	0.65	460*	1.0	2192	BF20G06-../DHE06LA4	34	7900	-
0.12	0.55	460*	1.0	2579	BF20G06-../DHE06LA4	34	7900	-
0.12	0.49	460*	1.0	2829	BF20G06-../DHE06LA4	34	7900	-
0.12	0.45	460*	1.0	3086	BF20G06-../DHE06LA4	34	7900	-
0.12	0.37	460*	1.0	3778	BF20G06-../DHE06LA4	34	7900	-
0.12	0.32	460*	1.0	4379	BF20G06-../DHE06LA4	34	7900	-
0.12	0.26	460*	1.0	5471	BF20G06-../DHE06LA4	34	7900	-
0.12	0.21	460*	1.0	6847	BF20G06-../DHE06LA4	34	7900	-
0.12	0.17	460*	1.0	8320	BF20G06-../DHE06LA4	34	7900	-
0.12	0.16	460*	1.0	9077	BF20G06-../DHE06LA4	34	7900	-
0.12	6.2	184	3.1	224.8	BF30Z-../DHE06LA4	42	7400	-
0.12	5.7	200	2.9	247.3	BF30Z-../DHE06LA4	42	7400	-
0.12	5.3	215	2.7	263.5	BF30Z-../DHE06LA4	42	7400	-
0.12	4.8	235	2.4	289.8	BF30Z-../DHE06LA4	42	7400	-
0.12	4.5	250	2.3	310.7	BF30Z-../DHE06LA4	42	7400	-
0.12	4.1	275	2.1	341.8	BF30Z-../DHE06LA4	42	7400	-

The torques marked (*) are maximum permissible torques for service factor f_B=1.0.

BF-series parallel shaft geared motors

Selection - shaft-mounted geared motors DHE - IE2

0.12 kW



P _N [kW]	n ₂ [1/min]	50 Hz		i [:1]	Type	m [kg]	[N]	[N]
		M ₂ [Nm]	f _B [-]					
0.12	3.7	305	1.9	375.1	BF30Z-../DHE06LA4	42	7400	-
0.12	3.4	335	1.7	412.6	BF30Z-../DHE06LA4	42	7400	-
0.12	3.0	380	1.5	463.3	BF30Z-../DHE06LA4	42	7400	-
0.12	2.8	405	1.4	509.6	BF30Z-../DHE06LA4	42	7400	-
0.12	2.6	440	1.3	537.0	BF30Z-../DHE06LA4	42	7400	-
0.12	2.4	475	1.2	590.7	BF30Z-../DHE06LA4	42	7400	-
0.12	2.3	435	1.45	622.4	BF30G06-../DHE06LA4	45	7400	-
0.12	2.0	510	1.25	705.1	BF30G06-../DHE06LA4	45	7400	-
0.12	1.7	600	1.05	817.1	BF30G06-../DHE06LA4	45	7400	-
0.12	1.5	690	0.91	961.1	BF30G06-../DHE06LA4	45	7400	-
0.12	1.3	630*	1.0	1150	BF30G06-../DHE06LA4	45	7400	-
0.12	1.1	630*	1.0	1286	BF30G06-../DHE06LA4	45	7400	-
0.12	1.0	630*	1.0	1404	BF30G06-../DHE06LA4	45	7400	-
0.12	0.85	630*	1.0	1686	BF30G06-../DHE06LA4	45	7400	-
0.12	0.7	630*	1.0	2026	BF30G06-../DHE06LA4	45	7400	-
0.12	0.6	630*	1.0	2386	BF30G06-../DHE06LA4	45	7400	-
0.12	0.49	630*	1.0	2854	BF30G06-../DHE06LA4	45	7400	-
0.12	0.4	630*	1.0	3493	BF30G06-../DHE06LA4	45	7400	-
0.12	0.37	630*	1.0	3811	BF30G06-../DHE06LA4	45	7400	-
0.12	0.32	630*	1.0	4417	BF30G06-../DHE06LA4	45	7400	-
0.12	0.28	630*	1.0	5060	BF30G06-../DHE06LA4	45	7400	-
0.12	0.22	630*	1.0	6333	BF30G06-../DHE06LA4	45	7400	-
0.12	0.2	630*	1.0	7206	BF30G06-../DHE06LA4	45	7400	-
0.12	0.18	630*	1.0	7861	BF30G06-../DHE06LA4	45	7400	-
0.12	0.16	630*	1.0	9157	BF30G06-../DHE06LA4	45	7400	-
0.12	4.0	285	3.2	346.8	BF40Z-../DHE06LA4	53	10600	-
0.12	3.7	305	3.0	381.5	BF40Z-../DHE06LA4	53	10600	-
0.12	3.4	335	2.7	417.3	BF40Z-../DHE06LA4	53	10600	-
0.12	3.1	365	2.5	459.1	BF40Z-../DHE06LA4	53	10600	-
0.12	2.7	420	2.1	514.6	BF40Z-../DHE06LA4	53	10600	-
0.12	2.5	455	2.0	566.1	BF40Z-../DHE06LA4	53	10600	-
0.12	1.9	395	2.5	731.6	BF40G10-../DHE06LA4	58	10600	-
0.12	1.5	540	1.85	928.9	BF40G10-../DHE06LA4	58	10600	-
0.12	1.3	640	1.55	1106	BF40G10-../DHE06LA4	58	10600	-
0.12	1.1	800	1.25	1324	BF40G10-../DHE06LA4	58	10600	-
0.12	0.95	940	1.05	1484	BF40G10-../DHE06LA4	58	10600	-
0.12	0.8	1000*	1.0	1810	BF40G10-../DHE06LA4	58	10600	-
0.12	0.7	1000*	1.0	1997	BF40G10-../DHE06LA4	58	10600	-
0.12	0.55	1000*	1.0	2536	BF40G10-../DHE06LA4	58	10600	-
0.12	0.5	1000*	1.0	2810	BF40G10-../DHE06LA4	58	10600	-
0.12	0.42	1000*	1.0	3346	BF40G10-../DHE06LA4	58	10600	-
0.12	0.35	1000*	1.0	3985	BF40G10-../DHE06LA4	58	10600	-
0.12	0.29	1000*	1.0	4784	BF40G10-../DHE06LA4	58	10600	-
0.12	0.26	1000*	1.0	5439	BF40G10-../DHE06LA4	58	10600	-
0.12	0.22	1000*	1.0	6377	BF40G10-../DHE06LA4	58	10600	-
0.12	0.18	1000*	1.0	7875	BF40G10-../DHE06LA4	58	10600	-
0.12	0.16	1000*	1.0	9042	BF40G10-../DHE06LA4	58	10600	-
0.12	2.8	405	3.2	496.4	BF50Z-../DHE06LA4	82	13600	-
0.12	2.5	455	2.9	555.2	BF50Z-../DHE06LA4	82	13600	-
0.12	1.7	465	3.0	864.5	BF50G10-../DHE06LA4	86	13600	-
0.12	1.4	590	2.4	1029	BF50G10-../DHE06LA4	86	13600	-
0.12	1.2	740	1.9	1203	BF50G10-../DHE06LA4	86	13600	-
0.12	1.1	800	1.75	1359	BF50G10-../DHE06LA4	86	13600	-
0.12	0.95	930	1.5	1520	BF50G10-../DHE06LA4	86	13600	-
0.12	0.85	1060	1.3	1684	BF50G10-../DHE06LA4	86	13600	-
0.12	0.7	1330	1.05	2059	BF50G10-../DHE06LA4	86	13600	-
0.12	0.6	1400*	1.0	2360	BF50G10-../DHE06LA4	86	13600	-
0.12	0.5	1400*	1.0	2810	BF50G10-../DHE06LA4	86	13600	-
0.12	0.42	1400*	1.0	3348	BF50G10-../DHE06LA4	86	13600	-
0.12	0.35	1400*	1.0	4019	BF50G10-../DHE06LA4	86	13600	-
0.12	0.28	1400*	1.0	5062	BF50G10-../DHE06LA4	86	13600	-
0.12	0.24	1400*	1.0	5935	BF50G10-../DHE06LA4	86	13600	-
0.12	0.19	1400*	1.0	7329	BF50G10-../DHE06LA4	86	13600	-
0.12	0.18	1400*	1.0	8120	BF50G10-../DHE06LA4	86	13600	-
0.12	0.15	1400*	1.0	9324	BF50G10-../DHE06LA4	86	13600	-
0.12	0.95	820	3.0	1494	BF60G20-../DHE06LA4	134	15300	43300
0.12	0.85	920	2.7	1658	BF60G20-../DHE06LA4	134	15300	43300

The torques marked (*) are maximum permissible torques for service factor f_B=1.0.

BF-series parallel shaft geared motors

Selection - shaft-mounted geared motors DHE - IE2

0.12 kW



P _N [kW]	n ₂ [1/min]	50 Hz		i [:1]	Type	m [kg]	[N]	[N]
		M ₂ [Nm]	f _B [-]					
0.12	0.75	1080	2.3	1955	BF60G20-../DHE06LA4	134	15300	43300
0.12	0.65	1300	1.9	2172	BF60G20-../DHE06LA4	134	15300	43300
0.12	0.5	1790	1.4	2781	BF60G20-../DHE06LA4	134	15300	43300
0.12	0.43	2150	1.15	3237	BF60G20-../DHE06LA4	134	15300	43300
0.12	0.36	2500*	1.0	3883	BF60G20-../DHE06LA4	134	15300	43300
0.12	0.3	2500*	1.0	4646	BF60G20-../DHE06LA4	134	15300	43300
0.12	0.27	2500*	1.0	5241	BF60G20-../DHE06LA4	134	15300	43300
0.12	0.24	2500*	1.0	6014	BF60G20-../DHE06LA4	134	15300	43300
0.12	0.21	2500*	1.0	6679	BF60G20-../DHE06LA4	134	15300	43300
0.12	0.17	2500*	1.0	8235	BF60G20-../DHE06LA4	134	15300	43300
0.12	0.49	1840	3.1	2849	BF70G20-../DHE06LA4	212	16100	47700
0.12	0.41	2300	2.5	3417	BF70G20-../DHE06LA4	212	16100	47700
0.12	0.34	2850	2.0	4090	BF70G20-../DHE06LA4	212	16100	47700
0.12	0.31	3200	1.8	4542	BF70G20-../DHE06LA4	212	16100	47700
0.12	0.28	3600	1.6	5124	BF70G20-../DHE06LA4	212	16100	47700
0.12	0.25	4050	1.4	5691	BF70G20-../DHE06LA4	212	16100	47700
0.12	0.22	4700	1.2	6530	BF70G20-../DHE06LA4	212	16100	47700
0.12	0.2	5200	1.1	7248	BF70G20-../DHE06LA4	212	16100	47700
0.12	0.18	5700*	1.0	8052	BF70G20-../DHE06LA4	212	16100	47700

0.18 kW



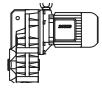
P _N [kW]	n ₂ [1/min]	50 Hz		i [:1]	Type	m [kg]	[N]	[N]
		M ₂ [Nm]	f _B [-]					
0.18	180	9.5	7.2	7.66	BF06-../DHE05LA4	10	1800	-
0.18	150	11.4	6.1	9.21	BF06-../DHE05LA4	10	1900	-
0.18	114	15	5.0	12.07	BF06-../DHE05LA4	10	2000	-
0.18	97	17.7	4.8	14.21	BF06-../DHE05LA4	10	2100	-
0.18	81	21	4.5	16.99	BF06-../DHE05LA4	10	2500	-
0.18	68	25	3.8	20.42	BF06-../DHE05LA4	10	2700	-
0.18	52	33	2.9	26.76	BF06-../DHE05LA4	10	3000	-
0.18	44	39	2.4	31.50	BF06-../DHE05LA4	10	3200	-
0.18	36.5	47	2.0	37.69	BF06-../DHE05LA4	10	3500	-
0.18	30	57	1.65	46.14	BF06-../DHE05LA4	10	3800	-
0.18	24	71	1.35	58.33	BF06-../DHE05LA4	10	4000	-
0.18	21	81	1.15	66.82	BF06-../DHE05LA4	10	4000	-
0.18	16.5	104	0.91	83.61	BF06-../DHE05LA4	10	4000	-
0.18	14.5	118	0.81	95.16	BF06-../DHE05LA4	10	4000	-
0.18	22.5	76	3.2	61.55	BF10-../DHE06LA4	23	4700	-
0.18	20.5	83	2.9	67.69	BF10-../DHE06LA4	23	4900	-
0.18	18	95	2.5	77.55	BF10-../DHE06LA4	23	5100	-
0.18	16.5	104	2.3	85.27	BF10-../DHE06LA4	23	5300	-
0.18	15.5	110	2.2	90.91	BF10-../DHE06LA4	23	5400	-
0.18	14	122	1.95	99.97	BF10-../DHE06LA4	23	5600	-
0.18	12.5	137	1.75	112.3	BF10-../DHE06LA4	23	5900	-
0.18	11.5	149	1.6	123.5	BF10-../DHE06LA4	23	6100	-
0.18	11	156	1.55	128.9	BF10-../DHE06LA4	23	6200	-
0.18	9.7	177	1.35	141.8	BF10-../DHE06LA4	23	6400	-
0.18	9.1	188	1.3	151.2	BF10Z-../DHE06LA4	24	6400	-
0.18	8.3	205	1.15	166.2	BF10Z-../DHE06LA4	24	6400	-
0.18	7.7	220	1.1	180.1	BF10Z-../DHE06LA4	24	6400	-
0.18	7.0	245	0.98	198.0	BF10Z-../DHE06LA4	24	6400	-
0.18	6.4	265	0.91	214.5	BF10Z-../DHE06LA4	24	6400	-
0.18	5.9	290	0.83	235.8	BF10Z-../DHE06LA4	24	6400	-
0.18	12.5	137	3.1	110.2	BF20-../DHE06LA4	30	7300	-
0.18	11.5	149	2.8	123.5	BF20-../DHE06LA4	30	7600	-
0.18	10.5	163	2.6	135.9	BF20-../DHE06LA4	30	7900	-
0.18	9.8	175	2.4	141.2	BF20Z-../DHE06LA4	31	7900	-
0.18	8.9	193	2.2	155.4	BF20Z-../DHE06LA4	31	7900	-
0.18	8.4	200	2.1	164.3	BF20Z-../DHE06LA4	31	7900	-
0.18	7.6	225	1.85	180.8	BF20Z-../DHE06LA4	31	7900	-
0.18	7.0	245	1.7	197.1	BF20Z-../DHE06LA4	31	7900	-

The torques marked (*) are maximum permissible torques for service factor f_B=1.0.

BF-series parallel shaft geared motors

Selection - shaft-mounted geared motors DHE - IE2

0.18 kW



P _N [kW]	n ₂ [1/min]	50 Hz		i [:1]	Type	m [kg]	[N]	[N]
		M ₂ [Nm]	f _B [-]					
0.18	6.4	265	1.6	216.9	BF20Z-../DHE06LA4	31	7900	-
0.18	5.9	290	1.45	235.9	BF20Z-../DHE06LA4	31	7900	-
0.18	5.3	320	1.3	259.6	BF20Z-../DHE06LA4	31	7900	-
0.18	4.7	365	1.15	295.5	BF20Z-../DHE06LA4	31	7900	-
0.18	4.3	395	1.05	325.2	BF20Z-../DHE06LA4	31	7900	-
0.18	4.1	415	1.0	339.1	BF20Z-../DHE06LA4	31	7900	-
0.18	3.7	460	0.91	373.1	BF20Z-../DHE06LA4	31	7900	-
0.18	3.3	520	0.81	418.1	BF20Z-../DHE06LA4	31	7900	-
0.18	9.1	188	3.1	150.7	BF30Z-../DHE06LA4	42	7400	-
0.18	8.3	205	2.8	165.8	BF30Z-../DHE06LA4	42	7400	-
0.18	7.8	220	2.6	176.6	BF30Z-../DHE06LA4	42	7400	-
0.18	7.1	240	2.4	194.3	BF30Z-../DHE06LA4	42	7400	-
0.18	6.1	280	2.1	224.8	BF30Z-../DHE06LA4	42	7400	-
0.18	5.6	305	1.9	247.3	BF30Z-../DHE06LA4	42	7400	-
0.18	5.2	330	1.75	263.5	BF30Z-../DHE06LA4	42	7400	-
0.18	4.8	355	1.6	289.8	BF30Z-../DHE06LA4	42	7400	-
0.18	4.5	380	1.5	310.7	BF30Z-../DHE06LA4	42	7400	-
0.18	4.1	415	1.4	341.8	BF30Z-../DHE06LA4	42	7400	-
0.18	3.7	460	1.25	375.1	BF30Z-../DHE06LA4	42	7400	-
0.18	3.4	500	1.15	412.6	BF30Z-../DHE06LA4	42	7400	-
0.18	3.0	570	1.0	463.3	BF30Z-../DHE06LA4	42	7400	-
0.18	2.6	660	0.87	537.0	BF30Z-../DHE06LA4	42	7400	-
0.18	2.4	710	0.81	590.7	BF30Z-../DHE06LA4	42	7400	-
0.18	2.3	680	0.93	622.4	BF30G06-../DHE06LA4	45	7400	-
0.18	6.2	275	3.3	222.4	BF40Z-../DHE06LA4	53	10600	-
0.18	5.5	310	2.9	253.2	BF40Z-../DHE06LA4	53	10600	-
0.18	5.0	340	2.6	278.5	BF40Z-../DHE06LA4	53	10600	-
0.18	4.7	365	2.5	295.1	BF40Z-../DHE06LA4	53	10600	-
0.18	4.3	395	2.3	324.7	BF40Z-../DHE06LA4	53	10600	-
0.18	4.0	425	2.1	346.8	BF40Z-../DHE06LA4	53	10600	-
0.18	3.6	475	1.9	381.5	BF40Z-../DHE06LA4	53	10600	-
0.18	3.3	520	1.75	417.3	BF40Z-../DHE06LA4	53	10600	-
0.18	3.0	570	1.6	459.1	BF40Z-../DHE06LA4	53	10600	-
0.18	2.7	630	1.45	514.6	BF40Z-../DHE06LA4	53	10600	-
0.18	2.5	680	1.3	566.1	BF40Z-../DHE06LA4	53	10600	-
0.18	2.3	560	1.8	597.3	BF40G10-../DHE06LA4	58	10600	-
0.18	1.9	690	1.45	731.6	BF40G10-../DHE06LA4	58	10600	-
0.18	1.5	920	1.1	928.9	BF40G10-../DHE06LA4	58	10600	-
0.18	1.3	1080	0.93	1106	BF40G10-../DHE06LA4	58	10600	-
0.18	4.4	390	3.3	316.6	BF50Z-../DHE06LA4	82	13600	-
0.18	3.9	440	3.0	354.0	BF50Z-../DHE06LA4	82	13600	-
0.18	3.5	490	2.7	392.8	BF50Z-../DHE06LA4	82	13600	-
0.18	3.2	530	2.5	439.3	BF50Z-../DHE06LA4	82	13600	-
0.18	2.8	610	2.1	496.4	BF50Z-../DHE06LA4	82	13600	-
0.18	2.5	680	1.9	555.2	BF50Z-../DHE06LA4	82	13600	-
0.18	2.1	620	2.3	680.9	BF50G10-../DHE06LA4	86	13600	-
0.18	1.6	860	1.65	864.5	BF50G10-../DHE06LA4	86	13600	-
0.18	1.4	1000	1.4	1029	BF50G10-../DHE06LA4	86	13600	-
0.18	1.2	1220	1.15	1203	BF50G10-../DHE06LA4	86	13600	-
0.18	1.1	1320	1.05	1359	BF50G10-../DHE06LA4	86	13600	-
0.18	1.5	870	2.9	937.6	BF60G20-../DHE06LA4	134	15300	43300
0.18	1.2	1120	2.2	1211	BF60G20-../DHE06LA4	134	15300	43300
0.18	0.95	1430	1.75	1494	BF60G20-../DHE06LA4	134	15300	43300
0.18	0.85	1600	1.55	1658	BF60G20-../DHE06LA4	134	15300	43300
0.18	0.75	1840	1.35	1955	BF60G20-../DHE06LA4	134	15300	43300
0.18	0.65	2150	1.15	2172	BF60G20-../DHE06LA4	134	15300	43300
0.18	0.75	1850	3.1	1912	BF70G20-../DHE06LA4	212	16100	47700
0.18	0.6	2350	2.4	2448	BF70G20-../DHE06LA4	212	16100	47700
0.18	0.49	3000	1.9	2849	BF70G20-../DHE06LA4	212	16100	47700
0.18	0.41	3700	1.55	3417	BF70G20-../DHE06LA4	212	16100	47700
0.18	0.34	4550	1.25	4090	BF70G20-../DHE06LA4	212	16100	47700
0.18	0.31	5000	1.15	4542	BF70G20-../DHE06LA4	212	16100	47700

The torques marked (*) are maximum permissible torques for service factor f_B=1.0.

BF-series parallel shaft geared motors

Selection - shaft-mounted geared motors DHE - IE2

0.25 kW



P _N [kW]	n ₂ [1/min]	50 Hz		i [:1]	Type	m [kg]	[N]	[N]
		M ₂ [Nm]	f _B [-]					
0.25	180	13.2	5.2	7.66	BF06-../DHE07LA4	14	1800	-
0.25	150	15.9	4.4	9.21	BF06-../DHE07LA4	14	1900	-
0.25	114	20.5	3.7	12.07	BF06-../DHE07LA4	14	2000	-
0.25	97	24.5	3.5	14.21	BF06-../DHE07LA4	14	2100	-
0.25	81	29	3.3	16.99	BF06-../DHE07LA4	14	2500	-
0.25	68	35	2.7	20.42	BF06-../DHE07LA4	14	2700	-
0.25	52	45.5	2.1	26.76	BF06-../DHE07LA4	14	3000	-
0.25	44	54	1.75	31.50	BF06-../DHE07LA4	14	3200	-
0.25	36.5	65	1.45	37.69	BF06-../DHE07LA4	14	3500	-
0.25	30	79	1.2	46.14	BF06-../DHE07LA4	14	3800	-
0.25	24	99	0.96	58.33	BF06-../DHE07LA4	14	4000	-
0.25	21	113	0.84	66.82	BF06-../DHE07LA4	14	4000	-
0.25	32	74	3.2	43.06	BF10-../DHE07LA4	26	4100	-
0.25	29.5	80	3.0	47.35	BF10-../DHE07LA4	26	4250	-
0.25	27	88	2.7	51.28	BF10-../DHE07LA4	26	4400	-
0.25	24.5	97	2.5	56.39	BF10-../DHE07LA4	26	4550	-
0.25	22.5	106	2.3	61.55	BF10-../DHE07LA4	26	4700	-
0.25	20.5	116	2.1	67.69	BF10-../DHE07LA4	26	4900	-
0.25	18	132	1.8	77.55	BF10-../DHE07LA4	26	5100	-
0.25	16.5	144	1.65	85.27	BF10-../DHE07LA4	26	5300	-
0.25	15.5	154	1.55	90.91	BF10-../DHE07LA4	26	5400	-
0.25	14	170	1.4	99.97	BF10-../DHE07LA4	26	5600	-
0.25	12.5	191	1.25	112.3	BF10-../DHE07LA4	26	5900	-
0.25	11.5	205	1.15	123.5	BF10-../DHE07LA4	26	6100	-
0.25	11	215	1.1	128.9	BF10-../DHE07LA4	26	6200	-
0.25	9.7	245	0.98	141.8	BF10-../DHE07LA4	26	6400	-
0.25	9.1	260	0.92	151.2	BF10Z-../DHE07LA4	27	6400	-
0.25	8.3	285	0.84	166.2	BF10Z-../DHE07LA4	27	6400	-
0.25	18	132	3.2	76.69	BF20-../DHE07LA4	32	6300	-
0.25	16	149	2.8	87.31	BF20-../DHE07LA4	32	6600	-
0.25	14	170	2.5	100.2	BF20-../DHE07LA4	32	7000	-
0.25	12.5	191	2.2	110.2	BF20-../DHE07LA4	32	7300	-
0.25	11.5	205	2.0	123.5	BF20-../DHE07LA4	32	7600	-
0.25	10.5	225	1.85	135.9	BF20-../DHE07LA4	32	7900	-
0.25	9.8	240	1.75	141.2	BF20Z-../DHE07LA4	34	7900	-
0.25	8.9	265	1.6	155.4	BF20Z-../DHE07LA4	34	7900	-
0.25	8.4	280	1.5	164.3	BF20Z-../DHE07LA4	34	7900	-
0.25	7.7	310	1.35	180.8	BF20Z-../DHE07LA4	34	7900	-
0.25	7.0	340	1.25	197.1	BF20Z-../DHE07LA4	34	7900	-
0.25	6.4	370	1.15	216.9	BF20Z-../DHE07LA4	34	7900	-
0.25	5.9	400	1.05	235.9	BF20Z-../DHE07LA4	34	7900	-
0.25	5.3	450	0.93	259.6	BF20Z-../DHE07LA4	34	7900	-
0.25	4.7	500	0.84	295.5	BF20Z-../DHE07LA4	34	7900	-
0.25	13	183	3.1	107.6	BF30-../DHE07LA4	42	6700	-
0.25	12	198	2.9	118.3	BF30-../DHE07LA4	42	7000	-
0.25	11.5	205	2.8	124.7	BF30-../DHE07LA4	42	7100	-
0.25	10.5	225	2.6	137.1	BF30-../DHE07LA4	42	7400	-
0.25	9.2	255	2.3	150.7	BF30Z-../DHE07LA4	45	7400	-
0.25	8.3	285	2.0	165.8	BF30Z-../DHE07LA4	45	7400	-
0.25	7.8	305	1.9	176.6	BF30Z-../DHE07LA4	45	7400	-
0.25	7.1	335	1.7	194.3	BF30Z-../DHE07LA4	45	7400	-
0.25	6.2	385	1.5	224.8	BF30Z-../DHE07LA4	45	7400	-
0.25	5.6	425	1.35	247.3	BF30Z-../DHE07LA4	45	7400	-
0.25	5.3	450	1.3	263.5	BF30Z-../DHE07LA4	45	7400	-
0.25	4.8	495	1.15	289.8	BF30Z-../DHE07LA4	45	7400	-
0.25	4.5	530	1.1	310.7	BF30Z-../DHE07LA4	45	7400	-
0.25	4.1	580	0.99	341.8	BF30Z-../DHE07LA4	45	7400	-
0.25	3.7	640	0.9	375.1	BF30Z-../DHE07LA4	45	7400	-
0.25	3.4	700	0.82	412.6	BF30Z-../DHE07LA4	45	7400	-
0.25	8.1	290	3.1	171.2	BF40Z-../DHE07LA4	55	10600	-
0.25	7.4	320	2.8	188.3	BF40Z-../DHE07LA4	55	10600	-
0.25	6.9	345	2.6	202.2	BF40Z-../DHE07LA4	55	10600	-
0.25	6.2	385	2.3	222.4	BF40Z-../DHE07LA4	55	10600	-
0.25	5.5	430	2.1	252.2	BF40Z-../DHE07LA4	55	10600	-
0.25	5.0	475	1.9	278.5	BF40Z-../DHE07LA4	55	10600	-
0.25	4.7	500	1.8	295.1	BF40Z-../DHE07LA4	55	10600	-

The torques marked (*) are maximum permissible torques for service factor f_B=1.0.



BF-series parallel shaft geared motors

Selection - shaft-mounted geared motors DHE - IE2

0.25 kW



P _N [kW]	n ₂ [1/min]	50 Hz		i [:1]	Type	m		
		M ₂ [Nm]	f _B [—]			[kg]	[N]	[N]
0.25	4.3	550	1.65	324.7	BF40Z-../DHE07LA4	55	10600	-
0.25	4.0	590	1.55	346.8	BF40Z-../DHE07LA4	55	10600	-
0.25	3.7	640	1.4	381.5	BF40Z-../DHE07LA4	55	10600	-
0.25	3.3	720	1.25	417.3	BF40Z-../DHE07LA4	55	10600	-
0.25	3.0	790	1.15	459.1	BF40Z-../DHE07LA4	55	10600	-
0.25	2.7	880	1.0	514.6	BF40Z-../DHE07LA4	55	10600	-
0.25	2.5	950	0.95	566.1	BF40Z-../DHE07LA4	55	10600	-
0.25	2.4	800	1.25	597.3	BF40G10-../DHE07LA4	61	10600	-
0.25	1.9	1050	0.95	731.6	BF40G10-../DHE07LA4	61	10600	-
0.25	5.6	425	3.1	247.5	BF50Z-../DHE07LA4	85	13600	-
0.25	5.0	475	2.7	276.8	BF50Z-../DHE07LA4	85	13600	-
0.25	4.4	540	2.4	316.6	BF50Z-../DHE07LA4	85	13600	-
0.25	3.9	610	2.1	354.0	BF50Z-../DHE07LA4	85	13600	-
0.25	3.6	660	1.95	392.8	BF50Z-../DHE07LA4	85	13600	-
0.25	3.2	740	1.75	439.3	BF50Z-../DHE07LA4	85	13600	-
0.25	2.8	850	1.55	496.4	BF50Z-../DHE07LA4	85	13600	-
0.25	2.5	950	1.35	555.2	BF50Z-../DHE07LA4	85	13600	-
0.25	2.1	940	1.5	680.9	BF50G10-../DHE07LA4	89	13600	-
0.25	1.6	1280	1.1	864.5	BF50G10-../DHE07LA4	89	13600	-
0.25	1.4	1480	0.95	1029	BF50G10-../DHE07LA4	89	13600	-
0.25	2.0	900	2.8	689.0	BF60G20-../DHE07LA4	136	15300	43300
0.25	1.7	1090	2.3	813.2	BF60G20-../DHE07LA4	136	15300	43300
0.25	1.5	1310	1.9	937.6	BF60G20-../DHE07LA4	136	15300	43300
0.25	1.2	1680	1.5	1211	BF60G20-../DHE07LA4	136	15300	43300
0.25	0.95	2100	1.2	1494	BF60G20-../DHE07LA4	136	15300	43300
0.25	0.85	2350	1.05	1658	BF60G20-../DHE07LA4	136	15300	43300
0.25	1.0	2000	2.9	1390	BF70G20-../DHE07LA4	215	16100	47700
0.25	0.85	2350	2.4	1621	BF70G20-../DHE07LA4	215	16100	47700
0.25	0.75	2700	2.1	1912	BF70G20-../DHE07LA4	215	16100	47700
0.25	0.6	3500	1.65	2448	BF70G20-../DHE07LA4	215	16100	47700
0.25	0.49	4350	1.3	2849	BF70G20-../DHE07LA4	215	16100	47700
0.25	0.41	5300	1.1	3417	BF70G20-../DHE07LA4	215	16100	47700

0.3 kW



P _N [kW]	n ₂ [1/min]	50 Hz		i [:1]	Type	m		
		M ₂ [Nm]	f _B [—]			[kg]	[N]	[N]
0.3	178	16	4.3	7.66	BF06-../DHE07LA4	14	1800	-
0.3	148	19.3	3.6	9.21	BF06-../DHE07LA4	14	1900	-
0.3	113	25	3.0	12.07	BF06-../DHE07LA4	14	2000	-
0.3	96	29.5	2.9	14.21	BF06-../DHE07LA4	14	2100	-
0.3	81	35	2.7	16.99	BF06-../DHE07LA4	14	2500	-
0.3	67	42.5	2.2	20.42	BF06-../DHE07LA4	14	2700	-
0.3	51	56	1.7	26.76	BF06-../DHE07LA4	14	3000	-
0.3	43.5	65	1.45	31.50	BF06-../DHE07LA4	14	3200	-
0.3	36.5	78	1.2	37.69	BF06-../DHE07LA4	14	3500	-
0.3	29.5	97	0.98	46.14	BF06-../DHE07LA4	14	3800	-
0.3	38	75	3.2	36.15	BF10-../DHE07LA4	26	3800	-
0.3	34.5	83	2.9	39.75	BF10-../DHE07LA4	26	3950	-
0.3	32	89	2.7	43.06	BF10-../DHE07LA4	26	4100	-
0.3	29	98	2.4	47.35	BF10-../DHE07LA4	26	4250	-
0.3	27	106	2.3	51.28	BF10-../DHE07LA4	26	4400	-
0.3	24.5	116	2.1	56.39	BF10-../DHE07LA4	26	4550	-
0.3	22.5	127	1.9	61.55	BF10-../DHE07LA4	26	4700	-
0.3	20.5	139	1.75	67.69	BF10-../DHE07LA4	26	4900	-
0.3	18	159	1.5	77.55	BF10-../DHE07LA4	26	5100	-
0.3	16	179	1.35	85.27	BF10-../DHE07LA4	26	5300	-
0.3	15	191	1.25	90.91	BF10-../DHE07LA4	26	5400	-
0.3	14	200	1.2	99.97	BF10-../DHE07LA4	26	5600	-
0.3	12.5	225	1.05	112.3	BF10-../DHE07LA4	26	5900	-
0.3	11.5	245	0.98	123.5	BF10-../DHE07LA4	26	6100	-

The torques marked (*) are maximum permissible torques for service factor f_B=1.0.

BF-series parallel shaft geared motors

Selection - shaft-mounted geared motors DHE - IE2

0.3 kW



P _N [kW]	n ₂ [1/min]	50 Hz		i [:1]	Type	m [kg]	[N]	[N]
		M ₂ [Nm]	f _B [-]					
0.3	11	260	0.92	128.9	BF10-../DHE07LA4	26	6200	-
0.3	9.6	295	0.81	141.8	BF10-../DHE07LA4	26	6400	-
0.3	21.5	133	3.2	64.08	BF20-../DHE07LA4	32	5900	-
0.3	20	143	2.9	69.70	BF20-../DHE07LA4	32	6100	-
0.3	18	159	2.6	76.69	BF20-../DHE07LA4	32	6300	-
0.3	16	179	2.3	87.31	BF20-../DHE07LA4	32	6600	-
0.3	14	200	2.1	100.2	BF20-../DHE07LA4	32	7000	-
0.3	12.5	225	1.85	110.2	BF20-../DHE07LA4	32	7300	-
0.3	11.5	245	1.7	123.5	BF20-../DHE07LA4	32	7600	-
0.3	10.5	270	1.55	135.9	BF20-../DHE07LA4	32	7900	-
0.3	9.7	295	1.4	141.2	BF20Z-../DHE07LA4	34	7900	-
0.3	8.8	325	1.3	155.4	BF20Z-../DHE07LA4	34	7900	-
0.3	8.3	345	1.2	164.3	BF20Z-../DHE07LA4	34	7900	-
0.3	7.6	375	1.1	180.8	BF20Z-../DHE07LA4	34	7900	-
0.3	7.0	405	1.05	197.1	BF20Z-../DHE07LA4	34	7900	-
0.3	6.3	450	0.93	216.9	BF20Z-../DHE07LA4	34	7900	-
0.3	5.8	490	0.86	235.9	BF20Z-../DHE07LA4	34	7900	-
0.3	16	179	3.2	87.08	BF30-../DHE07LA4	42	6200	-
0.3	14.5	197	2.9	95.79	BF30-../DHE07LA4	42	6400	-
0.3	13	220	2.6	107.6	BF30-../DHE07LA4	42	6700	-
0.3	11.5	245	2.3	118.3	BF30-../DHE07LA4	42	7000	-
0.3	11	260	2.2	124.7	BF30-../DHE07LA4	42	7100	-
0.3	10	285	2.0	137.1	BF30-../DHE07LA4	42	7400	-
0.3	9.1	310	1.85	150.7	BF30Z-../DHE07LA4	45	7400	-
0.3	8.3	345	1.65	165.8	BF30Z-../DHE07LA4	45	7400	-
0.3	7.8	365	1.6	176.6	BF30Z-../DHE07LA4	45	7400	-
0.3	7.0	405	1.4	194.3	BF30Z-../DHE07LA4	45	7400	-
0.3	6.1	465	1.25	224.8	BF30Z-../DHE07LA4	45	7400	-
0.3	5.5	520	1.1	247.3	BF30Z-../DHE07LA4	45	7400	-
0.3	5.2	550	1.05	263.5	BF30Z-../DHE07LA4	45	7400	-
0.3	4.7	600	0.96	289.8	BF30Z-../DHE07LA4	45	7400	-
0.3	4.4	650	0.88	310.7	BF30Z-../DHE07LA4	45	7400	-
0.3	4.0	710	0.81	341.8	BF30Z-../DHE07LA4	45	7400	-
0.3	9.7	295	3.1	141.4	BF40Z-../DHE07LA4	55	10600	-
0.3	8.8	325	2.8	155.6	BF40Z-../DHE07LA4	55	10600	-
0.3	8.0	355	2.5	171.2	BF40Z-../DHE07LA4	55	10600	-
0.3	7.3	390	2.3	188.3	BF40Z-../DHE07LA4	55	10600	-
0.3	6.8	420	2.1	202.2	BF40Z-../DHE07LA4	55	10600	-
0.3	6.2	460	1.95	222.4	BF40Z-../DHE07LA4	55	10600	-
0.3	5.4	530	1.7	253.2	BF40Z-../DHE07LA4	55	10600	-
0.3	4.9	580	1.55	278.5	BF40Z-../DHE07LA4	55	10600	-
0.3	4.7	600	1.5	295.1	BF40Z-../DHE07LA4	55	10600	-
0.3	4.2	680	1.3	324.7	BF40Z-../DHE07LA4	55	10600	-
0.3	4.0	710	1.25	346.8	BF40Z-../DHE07LA4	55	10600	-
0.3	3.6	790	1.15	381.5	BF40Z-../DHE07LA4	55	10600	-
0.3	3.3	860	1.05	417.3	BF40Z-../DHE07LA4	55	10600	-
0.3	3.0	950	0.95	459.1	BF40Z-../DHE07LA4	55	10600	-
0.3	2.7	1060	0.85	514.6	BF40Z-../DHE07LA4	55	10600	-
0.3	2.3	1050	0.95	597.3	BF40G10-../DHE07LA4	61	10600	-
0.3	6.7	425	3.1	205.2	BF50Z-../DHE07LA4	85	13600	-
0.3	5.5	520	2.5	247.5	BF50Z-../DHE07LA4	85	13600	-
0.3	5.0	570	2.3	276.8	BF50Z-../DHE07LA4	85	13600	-
0.3	4.3	660	1.95	316.6	BF50Z-../DHE07LA4	85	13600	-
0.3	3.9	730	1.8	354.0	BF50Z-../DHE07LA4	85	13600	-
0.3	3.5	810	1.6	392.8	BF50Z-../DHE07LA4	85	13600	-
0.3	3.1	920	1.4	439.3	BF50Z-../DHE07LA4	85	13600	-
0.3	2.8	1020	1.25	496.4	BF50Z-../DHE07LA4	85	13600	-
0.3	2.5	1140	1.15	555.2	BF50Z-../DHE07LA4	85	13600	-
0.3	2.0	1240	1.15	680.9	BF50G10-../DHE07LA4	89	13600	-
0.3	1.6	1580	0.89	864.5	BF50G10-../DHE07LA4	89	13600	-
0.3	2.4	950	2.6	569.3	BF60G20-../DHE07LA4	136	15300	43300
0.3	2.0	1140	2.2	689.0	BF60G20-../DHE07LA4	136	15300	43300
0.3	1.7	1370	1.8	813.2	BF60G20-../DHE07LA4	136	15300	43300
0.3	1.5	1630	1.55	937.6	BF60G20-../DHE07LA4	136	15300	43300
0.3	1.2	2050	1.2	1211	BF60G20-../DHE07LA4	136	15300	43300

The torques marked (*) are maximum permissible torques for service factor f_B=1.0.

BF-series parallel shaft geared motors

Selection - shaft-mounted geared motors DHE - IE2

0.3 kW



P _N [kW]	50 Hz			i [:1]	Type	m		
	n ₂ [1/min]	M ₂ [Nm]	f _B [-]			[kg]	[N]	[N]
0.3	1.4	1740	3.3	1017	BF70G20-../DHE07LA4	215	16100	47700
0.3	1.0	2500	2.3	1390	BF70G20-../DHE07LA4	215	16100	47700
0.3	0.85	2950	1.95	1621	BF70G20-../DHE07LA4	215	16100	47700
0.3	0.75	3350	1.7	1912	BF70G20-../DHE07LA4	215	16100	47700
0.3	0.6	4250	1.35	2448	BF70G20-../DHE07LA4	215	16100	47700
0.3	0.48	5400	1.05	2849	BF70G20-../DHE07LA4	215	16100	47700

0.37 kW



P _N [kW]	50 Hz			i [:1]	Type	m		
	n ₂ [1/min]	M ₂ [Nm]	f _B [-]			[kg]	[N]	[N]
0.37	250	14.1	4.4	5.72	BF06-../DHE08MA4	16	1600	-
0.37	187	18.8	3.6	7.66	BF06-../DHE08MA4	16	1800	-
0.37	156	22.5	3.1	9.21	BF06-../DHE08MA4	16	1900	-
0.37	119	29.5	2.5	12.07	BF06-../DHE08MA4	16	2000	-
0.37	101	34.5	2.5	14.21	BF06-../DHE08MA4	16	2100	-
0.37	85	41.5	2.3	16.99	BF06-../DHE08MA4	16	2500	-
0.37	71	49.5	1.9	20.42	BF06-../DHE08MA4	16	2700	-
0.37	54	65	1.45	26.76	BF06-../DHE08MA4	16	3000	-
0.37	45.5	77	1.25	31.50	BF06-../DHE08MA4	16	3200	-
0.37	38	92	1.05	37.69	BF06-../DHE08MA4	16	3500	-
0.37	31	113	0.84	46.14	BF06-../DHE08MA4	16	3800	-
0.37	46	76	3.2	31.31	BF10-../DHE08MA4	27	3600	-
0.37	40	88	2.7	36.15	BF10-../DHE08MA4	27	3800	-
0.37	36	98	2.4	39.75	BF10-../DHE08MA4	27	3950	-
0.37	33.5	105	2.3	43.06	BF10-../DHE08MA4	27	4100	-
0.37	30.5	115	2.1	47.35	BF10-../DHE08MA4	27	4250	-
0.37	28	126	1.9	51.28	BF10-../DHE08MA4	27	4400	-
0.37	25.5	138	1.75	56.39	BF10-../DHE08MA4	27	4550	-
0.37	23.5	150	1.6	61.55	BF10-../DHE08MA4	27	4700	-
0.37	21.5	164	1.45	67.69	BF10-../DHE08MA4	27	4900	-
0.37	18.5	191	1.25	77.55	BF10-../DHE08MA4	27	5100	-
0.37	17	205	1.15	85.27	BF10-../DHE08MA4	27	5300	-
0.37	16	220	1.1	90.91	BF10-../DHE08MA4	27	5400	-
0.37	14.5	240	1.0	99.97	BF10-../DHE08MA4	27	5600	-
0.37	13	270	0.89	112.3	BF10-../DHE08MA4	27	5900	-
0.37	12	290	0.83	123.5	BF10-../DHE08MA4	27	6100	-
0.37	27	130	3.2	53.43	BF20-../DHE08MA4	33	5500	-
0.37	25	141	3.0	58.24	BF20-../DHE08MA4	33	5600	-
0.37	22.5	157	2.7	64.08	BF20-../DHE08MA4	33	5900	-
0.37	21	168	2.5	69.70	BF20-../DHE08MA4	33	6100	-
0.37	19	185	2.3	76.69	BF20-../DHE08MA4	33	6300	-
0.37	16.5	210	2.0	87.31	BF20-../DHE08MA4	33	6600	-
0.37	14.5	240	1.75	100.2	BF20-../DHE08MA4	33	7000	-
0.37	13	270	1.55	110.2	BF20-../DHE08MA4	33	7300	-
0.37	12	290	1.45	123.5	BF20-../DHE08MA4	33	7600	-
0.37	11	320	1.3	135.9	BF20-../DHE08MA4	33	7900	-
0.37	10.5	335	1.25	141.2	BF20Z-../DHE08MA4	35	7900	-
0.37	9.3	375	1.1	155.4	BF20Z-../DHE08MA4	35	7900	-
0.37	8.8	400	1.05	164.3	BF20Z-../DHE08MA4	35	7900	-
0.37	8.0	440	0.95	180.8	BF20Z-../DHE08MA4	35	7900	-
0.37	7.3	480	0.88	197.1	BF20Z-../DHE08MA4	35	7900	-
0.37	20	176	3.3	72.13	BF30-../DHE08MA4	43	5700	-
0.37	18.5	191	3.0	79.34	BF30-../DHE08MA4	43	5900	-
0.37	16.5	210	2.7	87.08	BF30-../DHE08MA4	43	6200	-
0.37	15	235	2.4	95.79	BF30-../DHE08MA4	43	6400	-
0.37	13.5	260	2.2	107.6	BF30-../DHE08MA4	43	6700	-
0.37	12.5	280	2.1	118.3	BF30-../DHE08MA4	43	7000	-
0.37	11.5	305	1.9	124.7	BF30-../DHE08MA4	43	7100	-
0.37	10.5	335	1.7	137.1	BF30-../DHE08MA4	43	7400	-
0.37	9.5	370	1.55	150.7	BF30Z-../DHE08MA4	46	7400	-
0.37	8.7	405	1.4	165.8	BF30Z-../DHE08MA4	46	7400	-

The torques marked (*) are maximum permissible torques for service factor f_B=1.0.

BF-series parallel shaft geared motors

Selection - shaft-mounted geared motors DHE - IE2

0.37 kW



P _N [kW]	n ₂ [1/min]	50 Hz		i [:1]	Type	m [kg]	[N]	[N]
		M ₂ [Nm]	f _B [-]					
0.37	8.1	435	1.3	176.6	BF30Z-../DHE08MA4	46	7400	-
0.37	7.4	475	1.2	194.3	BF30Z-../DHE08MA4	46	7400	-
0.37	6.4	550	1.05	224.8	BF30Z-../DHE08MA4	46	7400	-
0.37	5.8	600	0.96	247.3	BF30Z-../DHE08MA4	46	7400	-
0.37	5.5	640	0.9	263.5	BF30Z-../DHE08MA4	46	7400	-
0.37	5.0	700	0.82	289.8	BF30Z-../DHE08MA4	46	7400	-
0.37	13	270	3.3	111.1	BF40-../DHE08MA4	53	9800	-
0.37	11.5	305	3.0	124.5	BF40-../DHE08MA4	53	10200	-
0.37	10.5	335	2.7	137.0	BF40-../DHE08MA4	53	10600	-
0.37	9.2	380	2.4	155.6	BF40Z-../DHE08MA4	56	10600	-
0.37	8.4	420	2.1	171.2	BF40Z-../DHE08MA4	56	10600	-
0.37	7.6	460	1.95	188.3	BF40Z-../DHE08MA4	56	10600	-
0.37	7.1	495	1.8	202.2	BF40Z-../DHE08MA4	56	10600	-
0.37	6.5	540	1.65	222.4	BF40Z-../DHE08MA4	56	10600	-
0.37	5.7	610	1.5	253.2	BF40Z-../DHE08MA4	56	10600	-
0.37	5.2	670	1.35	278.5	BF40Z-../DHE08MA4	56	10600	-
0.37	4.9	720	1.25	295.1	BF40Z-../DHE08MA4	56	10600	-
0.37	4.5	780	1.15	324.7	BF40Z-../DHE08MA4	56	10600	-
0.37	4.2	840	1.05	346.8	BF40Z-../DHE08MA4	56	10600	-
0.37	3.8	920	0.98	381.5	BF40Z-../DHE08MA4	56	10600	-
0.37	3.5	1000	0.9	417.3	BF40Z-../DHE08MA4	56	10600	-
0.37	3.2	1100	0.82	459.1	BF40Z-../DHE08MA4	56	10600	-
0.37	7.8	450	2.9	183.5	BF50Z-../DHE08MA4	86	13600	-
0.37	7.0	500	2.6	205.2	BF50Z-../DHE08MA4	86	13600	-
0.37	5.8	600	2.2	247.5	BF50Z-../DHE08MA4	86	13600	-
0.37	5.2	670	1.95	276.8	BF50Z-../DHE08MA4	86	13600	-
0.37	4.6	760	1.7	316.6	BF50Z-../DHE08MA4	86	13600	-
0.37	4.1	860	1.5	354.0	BF50Z-../DHE08MA4	86	13600	-
0.37	3.7	950	1.35	392.8	BF50Z-../DHE08MA4	86	13600	-
0.37	3.3	1070	1.2	439.3	BF50Z-../DHE08MA4	86	13600	-
0.37	2.9	1210	1.05	496.4	BF50Z-../DHE08MA4	86	13600	-
0.37	2.6	1350	0.96	555.2	BF50Z-../DHE08MA4	86	13600	-
0.37	2.2	1410	0.99	680.9	BF50G10-../DHE08MA4	90	13600	-
0.37	4.9	720	3.2	293.4	BF60Z-../DHE08MA4	130	15300	43300
0.37	4.4	800	2.9	325.6	BF60Z-../DHE08MA4	130	15300	43300
0.37	3.8	920	2.5	380.0	BF60Z-../DHE08MA4	130	15300	43300
0.37	3.4	1030	2.2	421.6	BF60Z-../DHE08MA4	130	15300	43300
0.37	3.2	1100	2.1	459.9	BF60Z-../DHE08MA4	130	15300	43300
0.37	2.9	1210	1.9	510.3	BF60Z-../DHE08MA4	130	15300	43300
0.37	2.6	1120	2.2	569.3	BF60G20-../DHE08MA4	137	15300	43300
0.37	2.1	1390	1.8	689.0	BF60G20-../DHE08MA4	137	15300	43300
0.37	1.8	1650	1.5	813.2	BF60G20-../DHE08MA4	137	15300	43300
0.37	1.6	1930	1.3	937.6	BF60G20-../DHE08MA4	137	15300	43300
0.37	1.2	2600	0.96	1211	BF60G20-../DHE08MA4	137	15300	43300
0.37	1.7	1820	3.1	872.1	BF70G20-../DHE08MA4	216	16100	47700
0.37	1.5	2050	2.8	1017	BF70G20-../DHE08MA4	216	16100	47700
0.37	1.1	2850	2.0	1390	BF70G20-../DHE08MA4	216	16100	47700
0.37	0.9	3500	1.65	1621	BF70G20-../DHE08MA4	216	16100	47700
0.37	0.75	4250	1.35	1912	BF70G20-../DHE08MA4	216	16100	47700
0.37	0.6	5400	1.05	2448	BF70G20-../DHE08MA4	216	16100	47700
0.37	0.7	3450	3.0	2051	BF80G40-../DHE08MA4	340	39600	75000
0.37	0.6	4300	2.4	2422	BF80G40-../DHE08MA4	340	39600	75000
0.37	0.55	4400	2.4	2785	BF80G40-../DHE08MA4	340	39600	75000
0.37	0.47	5400	1.95	3092	BF80G40-../DHE08MA4	340	39600	75000
0.37	0.42	6200	1.7	3461	BF80G40-../DHE08MA4	340	39600	75000
0.37	0.38	7000	1.5	3843	BF80G40-../DHE08MA4	340	39600	75000
0.37	0.33	8400	1.25	4411	BF80G40-../DHE08MA4	340	39600	75000
0.37	0.3	9400	1.1	4895	BF80G40-../DHE08MA4	340	39600	75000
0.37	0.4	6300	2.9	3644	BF90G50-../DHE08MA4	610	42800	120000
0.37	0.33	8200	2.3	4366	BF90G50-../DHE08MA4	610	42800	120000
0.37	0.3	9200	2.0	4839	BF90G50-../DHE08MA4	610	42800	120000
0.37	0.25	11600	1.6	5888	BF90G50-../DHE08MA4	610	42800	120000
0.37	0.22	13500	1.35	6529	BF90G50-../DHE08MA4	610	42800	120000
0.37	0.19	16000	1.15	7533	BF90G50-../DHE08MA4	610	42800	120000

The torques marked (*) are maximum permissible torques for service factor f_B=1.0.

BF-series parallel shaft geared motors

Selection - shaft-mounted geared motors DHE - IE2

0.37 kW



P _N [kW]	n ₂ [1/min]	50 Hz		i [:1]	Type	m [kg]	[N]	[N]
		M ₂ [Nm]	f _B [-]					
0.37	0.18	17100	1.1	8350	BF90G50-../DHE08MA4	610	42800	120000

0.55 kW



P _N [kW]	n ₂ [1/min]	50 Hz		i [:1]	Type	m [kg]	[N]	[N]
		M ₂ [Nm]	f _B [-]					
0.55	250	21	3.0	5.72	BF06-../DHE08LA4	17	1600	-
0.55	185	28	2.4	7.66	BF06-../DHE08LA4	17	1800	-
0.55	154	34	2.1	9.21	BF06-../DHE08LA4	17	1900	-
0.55	118	44.5	1.7	12.07	BF06-../DHE08LA4	17	2000	-
0.55	100	52	1.65	14.21	BF06-../DHE08LA4	17	2100	-
0.55	84	62	1.55	16.99	BF06-../DHE08LA4	17	2500	-
0.55	70	75	1.25	20.42	BF06-../DHE08LA4	17	2700	-
0.55	53	99	0.96	26.76	BF06-../DHE08LA4	17	3000	-
0.55	45	116	0.82	31.50	BF06-../DHE08LA4	17	3200	-
0.55	95	55	3.3	15.04	BF10-../DHE08LA4	28	2800	-
0.55	71	73	3.3	20.05	BF10-../DHE08LA4	28	3000	-
0.55	61	86	2.8	23.28	BF10-../DHE08LA4	28	3200	-
0.55	56	93	2.6	25.60	BF10-../DHE08LA4	28	3350	-
0.55	50	105	2.3	28.47	BF10-../DHE08LA4	28	3450	-
0.55	45.5	115	2.1	31.31	BF10-../DHE08LA4	28	3600	-
0.55	39.5	132	1.8	36.15	BF10-../DHE08LA4	28	3800	-
0.55	36	145	1.65	39.75	BF10-../DHE08LA4	28	3950	-
0.55	33	159	1.5	43.06	BF10-../DHE08LA4	28	4100	-
0.55	30	175	1.35	47.35	BF10-../DHE08LA4	28	4250	-
0.55	28	187	1.3	51.28	BF10-../DHE08LA4	28	4400	-
0.55	25.5	205	1.15	56.39	BF10-../DHE08LA4	28	4550	-
0.55	23	225	1.05	61.55	BF10-../DHE08LA4	28	4700	-
0.55	21	250	0.96	67.69	BF10-../DHE08LA4	28	4900	-
0.55	18.5	280	0.86	77.55	BF10-../DHE08LA4	28	5100	-
0.55	39.5	132	3.2	35.85	BF20-../DHE08LA4	35	4650	-
0.55	34	154	2.7	41.72	BF20-../DHE08LA4	35	4950	-
0.55	31	169	2.5	45.90	BF20-../DHE08LA4	35	5100	-
0.55	29.5	178	2.4	48.56	BF20-../DHE08LA4	35	5200	-
0.55	26.5	198	2.1	53.43	BF20-../DHE08LA4	35	5500	-
0.55	24.5	210	2.0	58.24	BF20-../DHE08LA4	35	5600	-
0.55	22.5	230	1.85	64.08	BF20-../DHE08LA4	35	5900	-
0.55	20.5	255	1.65	69.70	BF20-../DHE08LA4	35	6100	-
0.55	18.5	280	1.5	76.69	BF20-../DHE08LA4	35	6300	-
0.55	16.5	315	1.35	87.31	BF20-../DHE08LA4	35	6600	-
0.55	14.5	360	1.15	100.2	BF20-../DHE08LA4	35	7000	-
0.55	13	400	1.05	110.2	BF20-../DHE08LA4	35	7300	-
0.55	11.5	455	0.92	123.5	BF20-../DHE08LA4	35	7600	-
0.55	10.5	500	0.84	135.9	BF20-../DHE08LA4	35	7900	-
0.55	27.5	191	3.0	52.20	BF30-../DHE08LA4	45	5000	-
0.55	25	210	2.7	57.41	BF30-../DHE08LA4	45	5200	-
0.55	23.5	220	2.6	61.17	BF30-../DHE08LA4	45	5300	-
0.55	21.5	240	2.4	67.28	BF30-../DHE08LA4	45	5500	-
0.55	20	260	2.2	72.13	BF30-../DHE08LA4	45	5700	-
0.55	18	290	2.0	79.34	BF30-../DHE08LA4	45	5900	-
0.55	16.5	315	1.85	87.08	BF30-../DHE08LA4	45	6200	-
0.55	15	350	1.65	95.79	BF30-../DHE08LA4	45	6400	-
0.55	13.5	385	1.5	107.6	BF30-../DHE08LA4	45	6700	-
0.55	12	435	1.3	118.3	BF30-../DHE08LA4	45	7000	-
0.55	11.5	455	1.25	124.7	BF30-../DHE08LA4	45	7100	-
0.55	10.5	500	1.15	137.1	BF30-../DHE08LA4	45	7400	-
0.55	9.4	550	1.05	150.7	BF30Z-../DHE08LA4	48	7400	-
0.55	8.6	610	0.94	165.8	BF30Z-../DHE08LA4	48	7400	-
0.55	8.1	640	0.9	176.6	BF30Z-../DHE08LA4	48	7400	-
0.55	7.3	710	0.81	194.3	BF30Z-../DHE08LA4	48	7400	-
0.55	18.5	280	3.2	78.55	BF40-../DHE08LA4	54	8500	-

The torques marked (*) are maximum permissible torques for service factor f_B=1.0.

7

BF-series parallel shaft geared motors

Selection - shaft-mounted geared motors DHE - IE2

0.55 kW



P _N [kW]	50 Hz			i [:1]	Type	m [kg]	[N]	[N]
	n ₂ [1/min]	M ₂ [Nm]	f _B [-]					
0.55	17	305	3.0	83.91	BF40-../DHE08LA4	54	8700	-
0.55	15.5	335	2.7	92.31	BF40-../DHE08LA4	54	9100	-
0.55	14.5	360	2.5	101.0	BF40-../DHE08LA4	54	9400	-
0.55	13	400	2.3	111.1	BF40-../DHE08LA4	54	9800	-
0.55	11.5	455	2.0	124.5	BF40-../DHE08LA4	54	10200	-
0.55	10.5	500	1.8	137.0	BF40-../DHE08LA4	54	10600	-
0.55	9.1	570	1.6	155.6	BF40Z-../DHE08LA4	58	10600	-
0.55	8.3	630	1.45	171.2	BF40Z-../DHE08LA4	58	10600	-
0.55	7.6	690	1.3	188.3	BF40Z-../DHE08LA4	58	10600	-
0.55	7.0	750	1.2	202.2	BF40Z-../DHE08LA4	58	10600	-
0.55	6.4	820	1.1	222.4	BF40Z-../DHE08LA4	58	10600	-
0.55	5.6	930	0.97	253.2	BF40Z-../DHE08LA4	58	10600	-
0.55	5.1	1020	0.88	278.5	BF40Z-../DHE08LA4	58	10600	-
0.55	4.8	1090	0.83	295.1	BF40Z-../DHE08LA4	58	10600	-
0.55	12.5	420	3.1	114.0	BF50-../DHE08LA4	83	12900	-
0.55	11.5	455	2.9	127.5	BF50-../DHE08LA4	83	13600	-
0.55	10.5	500	2.6	138.1	BF50Z-../DHE08LA4	88	13600	-
0.55	9.2	570	2.3	154.5	BF50Z-../DHE08LA4	88	13600	-
0.55	7.8	670	1.95	183.5	BF50Z-../DHE08LA4	88	13600	-
0.55	6.9	760	1.7	205.2	BF50Z-../DHE08LA4	88	13600	-
0.55	5.8	900	1.45	247.5	BF50Z-../DHE08LA4	88	13600	-
0.55	5.2	1010	1.3	276.8	BF50Z-../DHE08LA4	88	13600	-
0.55	4.5	1160	1.1	316.6	BF50Z-../DHE08LA4	88	13600	-
0.55	4.0	1310	0.99	354.0	BF50Z-../DHE08LA4	88	13600	-
0.55	3.7	1410	0.92	392.8	BF50Z-../DHE08LA4	88	13600	-
0.55	3.3	1590	0.82	439.3	BF50Z-../DHE08LA4	88	13600	-
0.55	7.6	690	3.3	187.7	BF60Z-../DHE08LA4	131	15300	43300
0.55	6.4	820	2.8	221.4	BF60Z-../DHE08LA4	131	15300	43300
0.55	5.8	900	2.6	245.6	BF60Z-../DHE08LA4	131	15300	43300
0.55	4.9	1070	2.1	293.4	BF60Z-../DHE08LA4	131	15300	43300
0.55	4.4	1190	1.95	325.6	BF60Z-../DHE08LA4	131	15300	43300
0.55	3.8	1380	1.65	380.0	BF60Z-../DHE08LA4	131	15300	43300
0.55	3.4	1540	1.5	421.6	BF60Z-../DHE08LA4	131	15300	43300
0.55	3.1	1690	1.35	459.9	BF60Z-../DHE08LA4	131	15300	43300
0.55	2.8	1870	1.25	510.3	BF60Z-../DHE08LA4	131	15300	43300
0.55	2.5	1860	1.35	569.3	BF60G20-../DHE08LA4	139	15300	43300
0.55	2.1	2200	1.15	689.0	BF60G20-../DHE08LA4	139	15300	43300
0.55	1.8	2600	0.96	813.2	BF60G20-../DHE08LA4	139	15300	43300
0.55	1.6	3000	0.83	937.6	BF60G20-../DHE08LA4	139	15300	43300
0.55	3.3	1590	3.3	439.2	BF70Z-../DHE08LA4	220	16100	47700
0.55	2.8	1870	2.8	512.4	BF70Z-../DHE08LA4	220	16100	47700
0.55	2.7	1720	3.3	524.1	BF70G20-../DHE08LA4	217	16100	47700
0.55	2.5	1850	3.1	577.5	BF70G20-../DHE08LA4	217	16100	47700
0.55	2.2	2100	2.7	673.6	BF70G20-../DHE08LA4	217	16100	47700
0.55	1.7	2800	2.0	872.1	BF70G20-../DHE08LA4	217	16100	47700
0.55	1.4	3450	1.65	1017	BF70G20-../DHE08LA4	217	16100	47700
0.55	1.1	4400	1.3	1390	BF70G20-../DHE08LA4	217	16100	47700
0.55	0.9	5400	1.05	1621	BF70G20-../DHE08LA4	217	16100	47700
0.55	1.5	3500	3.0	990.4	BF80Z-../DHE08LA4	336	39600	75000
0.55	1.3	4000	2.6	1124	BF80Z-../DHE08LA4	336	39600	75000
0.55	1.1	3300	3.2	1329	BF80G40-../DHE08LA4	341	39600	75000
0.55	0.95	4100	2.6	1491	BF80G40-../DHE08LA4	341	39600	75000
0.55	0.85	4550	2.3	1693	BF80G40-../DHE08LA4	341	39600	75000
0.55	0.7	5900	1.8	2051	BF80G40-../DHE08LA4	341	39600	75000
0.55	0.6	7100	1.5	2422	BF80G40-../DHE08LA4	341	39600	75000
0.55	0.55	7500	1.4	2785	BF80G40-../DHE08LA4	341	39600	75000
0.55	0.46	9300	1.15	3092	BF80G40-../DHE08LA4	341	39600	75000
0.55	0.55	7100	2.6	2656	BF90G50-../DHE08LA4	612	42800	120000
0.55	0.48	8600	2.2	2952	BF90G50-../DHE08LA4	612	42800	120000
0.55	0.44	9400	1.95	3286	BF90G50-../DHE08LA4	612	42800	120000
0.55	0.39	10900	1.7	3644	BF90G50-../DHE08LA4	612	42800	120000
0.55	0.33	13400	1.4	4366	BF90G50-../DHE08LA4	612	42800	120000
0.55	0.3	15000	1.25	4839	BF90G50-../DHE08LA4	612	42800	120000

The torques marked (*) are maximum permissible torques for service factor f_B=1.0.

BF-series parallel shaft geared motors

Selection - shaft-mounted geared motors DHE - IE2

0.75 kW



P _N [kW]	n ₂ [1/min]	50 Hz		i [:1]	Type	m [kg]	[N]	[N]
		M ₂ [Nm]	f _B [-]					
0.75	250	28.5	2.2	5.72	BF06-../DHE08XA4	18	1600	-
0.75	186	38.5	1.75	7.66	BF06-../DHE08XA4	18	1800	-
0.75	155	46	1.5	9.21	BF06-../DHE08XA4	18	1900	-
0.75	118	60	1.25	12.07	BF06-../DHE08XA4	18	2000	-
0.75	100	71	1.2	14.21	BF06-../DHE08XA4	18	2100	-
0.75	84	85	1.1	16.99	BF06-../DHE08XA4	18	2500	-
0.75	70	102	0.93	20.42	BF06-../DHE08XA4	18	2700	-
0.75	120	59	3.1	11.84	BF10-../DHE08XA4	30	2500	-
0.75	95	75	2.4	15.04	BF10-../DHE08XA4	30	2800	-
0.75	78	91	2.6	18.23	BF10-../DHE08XA4	30	2900	-
0.75	71	100	2.4	20.05	BF10-../DHE08XA4	30	3000	-
0.75	61	117	2.1	23.28	BF10-../DHE08XA4	30	3200	-
0.75	56	127	1.9	25.60	BF10-../DHE08XA4	30	3350	-
0.75	50	143	1.7	28.47	BF10-../DHE08XA4	30	3450	-
0.75	45.5	157	1.55	31.31	BF10-../DHE08XA4	30	3600	-
0.75	39.5	181	1.35	36.15	BF10-../DHE08XA4	30	3800	-
0.75	36	198	1.2	39.75	BF10-../DHE08XA4	30	3950	-
0.75	33	215	1.1	43.06	BF10-../DHE08XA4	30	4100	-
0.75	30	235	1.0	47.35	BF10-../DHE08XA4	30	4250	-
0.75	28	255	0.94	51.28	BF10-../DHE08XA4	30	4400	-
0.75	25.5	280	0.86	56.39	BF10-../DHE08XA4	30	4550	-
0.75	23.5	300	0.8	61.55	BF10-../DHE08XA4	30	4700	-
0.75	59	121	3.3	24.25	BF20-../DHE08XA4	36	3950	-
0.75	52	137	3.1	27.62	BF20-../DHE08XA4	36	4150	-
0.75	47	152	2.8	30.40	BF20-../DHE08XA4	36	4400	-
0.75	44	162	2.6	32.58	BF20-../DHE08XA4	36	4450	-
0.75	40	179	2.3	35.85	BF20-../DHE08XA4	36	4650	-
0.75	34.5	205	2.0	41.72	BF20-../DHE08XA4	36	4950	-
0.75	31	230	1.85	45.90	BF20-../DHE08XA4	36	5100	-
0.75	29.5	240	1.75	48.56	BF20-../DHE08XA4	36	5200	-
0.75	27	265	1.6	53.43	BF20-../DHE08XA4	36	5500	-
0.75	24.5	290	1.45	58.24	BF20-../DHE08XA4	36	5600	-
0.75	22.5	315	1.35	64.08	BF20-../DHE08XA4	36	5900	-
0.75	20.5	345	1.2	69.70	BF20-../DHE08XA4	36	6100	-
0.75	19	375	1.1	76.69	BF20-../DHE08XA4	36	6300	-
0.75	16.5	430	0.98	87.31	BF20-../DHE08XA4	36	6600	-
0.75	14.5	490	0.86	100.2	BF20-../DHE08XA4	36	7000	-
0.75	41	174	3.3	35.00	BF30-../DHE08XA4	46	4200	-
0.75	37	193	3.0	38.49	BF30-../DHE08XA4	46	4400	-
0.75	35	200	2.9	41.01	BF30-../DHE08XA4	46	4500	-
0.75	31.5	225	2.6	45.10	BF30-../DHE08XA4	46	4700	-
0.75	27.5	260	2.2	52.20	BF30-../DHE08XA4	46	5000	-
0.75	25	285	2.0	57.41	BF30-../DHE08XA4	46	5200	-
0.75	23.5	300	1.9	61.17	BF30-../DHE08XA4	46	5300	-
0.75	21.5	330	1.75	67.28	BF30-../DHE08XA4	46	5500	-
0.75	20	355	1.6	72.13	BF30-../DHE08XA4	46	5700	-
0.75	18	395	1.45	79.34	BF30-../DHE08XA4	46	5900	-
0.75	16.5	430	1.35	87.08	BF30-../DHE08XA4	46	6200	-
0.75	15	475	1.2	95.79	BF30-../DHE08XA4	46	6400	-
0.75	13.5	530	1.1	107.6	BF30-../DHE08XA4	46	6700	-
0.75	12.5	570	1.0	118.3	BF30-../DHE08XA4	46	7000	-
0.75	11.5	620	0.93	124.7	BF30-../DHE08XA4	46	7100	-
0.75	10.5	680	0.85	137.1	BF30-../DHE08XA4	46	7400	-
0.75	26.5	270	3.3	53.82	BF40-../DHE08XA4	55	7200	-
0.75	23.5	300	3.0	61.25	BF40-../DHE08XA4	55	7600	-
0.75	21.5	330	2.7	67.38	BF40-../DHE08XA4	55	8000	-
0.75	20	355	2.5	71.40	BF40-../DHE08XA4	55	8100	-
0.75	18.5	385	2.3	78.55	BF40-../DHE08XA4	55	8500	-
0.75	17	420	2.1	83.91	BF40-../DHE08XA4	55	8700	-
0.75	15.5	460	1.95	92.31	BF40-../DHE08XA4	55	9100	-
0.75	14.5	490	1.85	101.0	BF40-../DHE08XA4	55	9400	-
0.75	13	550	1.65	111.1	BF40-../DHE08XA4	55	9800	-
0.75	11.5	620	1.45	124.5	BF40-../DHE08XA4	55	10200	-
0.75	10.5	680	1.3	137.0	BF40-../DHE08XA4	55	10600	-
0.75	9.2	770	1.15	155.6	BF40Z-../DHE08XA4	59	10600	-
0.75	8.3	860	1.05	171.2	BF40Z-../DHE08XA4	59	10600	-

The torques marked (*) are maximum permissible torques for service factor f_B=1.0.

BF-series parallel shaft geared motors

Selection - shaft-mounted geared motors DHE - IE2

0.75 kW



P _N	50 Hz			i	Type	m		
	n ₂	M ₂	f _B					
[kW]	[1/min]	[Nm]	[-]	[:1]		[kg]	[N]	[N]
0.75	7.6	940	0.96	188.3	BF40Z-../DHE08XA4	59	10600	-
0.75	7.1	1000	0.9	202.2	BF40Z-../DHE08XA4	59	10600	-
0.75	6.4	1110	0.81	222.4	BF40Z-../DHE08XA4	59	10600	-
0.75	17.5	405	3.2	81.33	BF50-../DHE08XA4	84	11300	-
0.75	16	445	2.9	90.24	BF50-../DHE08XA4	84	11800	-
0.75	14.5	490	2.7	100.9	BF50-../DHE08XA4	84	12300	-
0.75	12.5	570	2.3	114.0	BF50-../DHE08XA4	84	12900	-
0.75	11.5	620	2.1	127.5	BF50-../DHE08XA4	84	13600	-
0.75	10.5	680	1.9	138.1	BF50Z-../DHE08XA4	88	13600	-
0.75	9.2	770	1.7	154.5	BF50Z-../DHE08XA4	88	13600	-
0.75	7.8	910	1.45	183.5	BF50Z-../DHE08XA4	88	13600	-
0.75	7.0	1020	1.25	205.2	BF50Z-../DHE08XA4	88	13600	-
0.75	5.8	1230	1.05	247.5	BF50Z-../DHE08XA4	88	13600	-
0.75	5.2	1370	0.95	276.8	BF50Z-../DHE08XA4	88	13600	-
0.75	4.5	1590	0.82	316.6	BF50Z-../DHE08XA4	88	13600	-
0.75	8.4	850	2.7	169.2	BF60Z-../DHE08XA4	132	15300	43300
0.75	7.6	940	2.4	187.7	BF60Z-../DHE08XA4	132	15300	43300
0.75	6.5	1100	2.1	221.4	BF60Z-../DHE08XA4	132	15300	43300
0.75	5.8	1230	1.85	245.6	BF60Z-../DHE08XA4	132	15300	43300
0.75	4.9	1460	1.6	293.4	BF60Z-../DHE08XA4	132	15300	43300
0.75	4.4	1620	1.4	325.6	BF60Z-../DHE08XA4	132	15300	43300
0.75	3.8	1880	1.2	380.0	BF60Z-../DHE08XA4	132	15300	43300
0.75	3.4	2100	1.1	421.6	BF60Z-../DHE08XA4	132	15300	43300
0.75	3.1	2300	1.0	459.9	BF60Z-../DHE08XA4	132	15300	43300
0.75	2.8	2550	0.9	510.3	BF60Z-../DHE08XA4	132	15300	43300
0.75	2.5	2600	0.96	569.3	BF60G20-../DHE08XA4	140	15300	43300
0.75	2.1	3100	0.81	689.0	BF60G20-../DHE08XA4	140	15300	43300
0.75	4.2	1700	3.1	341.7	BF70Z-../DHE08XA4	220	16100	47700
0.75	3.6	1980	2.6	398.7	BF70Z-../DHE08XA4	220	16100	47700
0.75	3.3	2150	2.4	439.2	BF70Z-../DHE08XA4	220	16100	47700
0.75	2.8	2550	2.0	512.4	BF70Z-../DHE08XA4	220	16100	47700
0.75	2.5	2600	2.2	577.5	BF70G20-../DHE08XA4	218	16100	47700
0.75	2.2	2950	1.95	673.6	BF70G20-../DHE08XA4	218	16100	47700
0.75	1.7	3950	1.45	872.1	BF70G20-../DHE08XA4	218	16100	47700
0.75	1.4	4800	1.2	1017	BF70G20-../DHE08XA4	218	16100	47700
0.75	1.1	6100	0.93	1390	BF70G20-../DHE08XA4	218	16100	47700
0.75	2.2	3250	3.2	662.1	BF80Z-../DHE08XA4	337	39600	75000
0.75	1.9	3750	2.8	770.6	BF80Z-../DHE08XA4	337	39600	75000
0.75	1.7	4200	2.5	874.6	BF80Z-../DHE08XA4	337	39600	75000
0.75	1.5	4750	2.2	990.4	BF80Z-../DHE08XA4	337	39600	75000
0.75	1.3	5500	1.9	1124	BF80Z-../DHE08XA4	337	39600	75000
0.75	1.1	5000	2.1	1329	BF80G40-../DHE08XA4	342	39600	75000
0.75	1.0	5700	1.85	1491	BF80G40-../DHE08XA4	342	39600	75000
0.75	0.85	6800	1.55	1693	BF80G40-../DHE08XA4	342	39600	75000
0.75	0.7	8600	1.2	2051	BF80G40-../DHE08XA4	342	39600	75000
0.75	0.6	10300	1.0	2422	BF80G40-../DHE08XA4	342	39600	75000
0.75	1.0	5700	3.2	1444	BF90G50-../DHE08XA4	613	42800	120000
0.75	0.85	6800	2.7	1678	BF90G50-../DHE08XA4	613	42800	120000
0.75	0.8	7100	2.6	1867	BF90G50-../DHE08XA4	613	42800	120000
0.75	0.7	8100	2.3	2154	BF90G50-../DHE08XA4	613	42800	120000
0.75	0.55	10600	1.75	2656	BF90G50-../DHE08XA4	613	42800	120000
0.75	0.49	12300	1.5	2952	BF90G50-../DHE08XA4	613	42800	120000
0.75	0.44	13700	1.35	3286	BF90G50-../DHE08XA4	613	42800	120000
0.75	0.39	15800	1.15	3644	BF90G50-../DHE08XA4	613	42800	120000

7

1.1 kW



P _N	50 Hz			i	Type	m		
	n ₂	M ₂	f _B					
[kW]	[1/min]	[Nm]	[-]	[:1]		[kg]	[N]	[N]
1.1	260	40	3.5	5.60	BF10-../DHE09LA4	36	1950	-

The torques marked (*) are maximum permissible torques for service factor f_B=1.0.

BF-series parallel shaft geared motors

Selection - shaft-mounted geared motors DHE - IE2

1.1 kW



P _N [kW]	n ₂ [1/min]	50 Hz		i [:1]	Type	m [kg]	[N]	[N]
		M ₂ [Nm]	f _B [-]					
1.1	190	55	2.8	7.58	BF10-../DHE09LA4	36	2200	-
1.1	149	70	2.5	9.69	BF10-../DHE09LA4	36	2350	-
1.1	122	86	2.1	11.84	BF10-../DHE09LA4	36	2500	-
1.1	96	109	1.7	15.04	BF10-../DHE09LA4	36	2800	-
1.1	79	132	1.8	18.23	BF10-../DHE09LA4	36	2900	-
1.1	72	145	1.65	20.05	BF10-../DHE09LA4	36	3000	-
1.1	62	169	1.4	23.28	BF10-../DHE09LA4	36	3200	-
1.1	57	184	1.3	25.60	BF10-../DHE09LA4	36	3350	-
1.1	51	205	1.15	28.47	BF10-../DHE09LA4	36	3450	-
1.1	46	225	1.05	31.31	BF10-../DHE09LA4	36	3600	-
1.1	40	260	0.92	36.15	BF10-../DHE09LA4	36	3800	-
1.1	36.5	285	0.84	39.75	BF10-../DHE09LA4	36	3950	-
1.1	110	95	3.0	13.18	BF20-../DHE09LA4	42	3300	-
1.1	93	112	2.8	15.54	BF20-../DHE09LA4	42	3450	-
1.1	86	122	3.0	16.77	BF20-../DHE09LA4	42	3500	-
1.1	79	132	2.8	18.45	BF20-../DHE09LA4	42	3600	-
1.1	66	159	2.5	22.04	BF20-../DHE09LA4	42	3800	-
1.1	60	175	2.3	24.25	BF20-../DHE09LA4	42	3950	-
1.1	53	198	2.1	27.62	BF20-../DHE09LA4	42	4150	-
1.1	47.5	220	1.9	30.40	BF20-../DHE09LA4	42	4400	-
1.1	44.5	235	1.8	32.58	BF20-../DHE09LA4	42	4450	-
1.1	40.5	255	1.65	35.85	BF20-../DHE09LA4	42	4650	-
1.1	35	300	1.4	41.72	BF20-../DHE09LA4	42	4950	-
1.1	31.5	330	1.25	45.90	BF20-../DHE09LA4	42	5100	-
1.1	30	350	1.2	48.56	BF20-../DHE09LA4	42	5200	-
1.1	27	385	1.1	53.43	BF20-../DHE09LA4	42	5500	-
1.1	25	420	1.0	58.24	BF20-../DHE09LA4	42	5600	-
1.1	22.5	465	0.9	64.08	BF20-../DHE09LA4	42	5900	-
1.1	21	500	0.84	69.70	BF20-../DHE09LA4	42	6100	-
1.1	66	159	3.3	21.85	BF30-../DHE09LA4	53	3500	-
1.1	60	175	3.2	24.03	BF30-../DHE09LA4	53	3600	-
1.1	52	200	2.9	28.23	BF30-../DHE09LA4	53	3800	-
1.1	46.5	225	2.6	31.05	BF30-../DHE09LA4	53	4000	-
1.1	41.5	250	2.3	35.00	BF30-../DHE09LA4	53	4200	-
1.1	37.5	280	2.1	38.49	BF30-../DHE09LA4	53	4400	-
1.1	35.5	295	1.95	41.01	BF30-../DHE09LA4	53	4500	-
1.1	32	325	1.75	45.10	BF30-../DHE09LA4	53	4700	-
1.1	28	375	1.55	52.20	BF30-../DHE09LA4	53	5000	-
1.1	25.5	410	1.4	57.41	BF30-../DHE09LA4	53	5200	-
1.1	24	435	1.3	61.17	BF30-../DHE09LA4	53	5300	-
1.1	21.5	485	1.2	67.28	BF30-../DHE09LA4	53	5500	-
1.1	20	520	1.1	72.13	BF30-../DHE09LA4	53	5700	-
1.1	18.5	560	1.05	79.34	BF30-../DHE09LA4	53	5900	-
1.1	17	610	0.94	87.08	BF30-../DHE09LA4	53	6200	-
1.1	15.5	670	0.86	95.79	BF30-../DHE09LA4	53	6400	-
1.1	38.5	270	3.3	37.64	BF40-../DHE09LA4	62	6200	-
1.1	35	300	3.0	41.42	BF40-../DHE09LA4	62	6500	-
1.1	32	325	2.8	45.56	BF40-../DHE09LA4	62	6800	-
1.1	29.5	355	2.5	48.92	BF40-../DHE09LA4	62	7000	-
1.1	27	385	2.3	53.82	BF40-../DHE09LA4	62	7200	-
1.1	24	435	2.1	61.25	BF40-../DHE09LA4	62	7600	-
1.1	21.5	485	1.85	67.38	BF40-../DHE09LA4	62	8000	-
1.1	20.5	510	1.75	71.40	BF40-../DHE09LA4	62	8100	-
1.1	18.5	560	1.6	78.55	BF40-../DHE09LA4	62	8500	-
1.1	17.5	600	1.5	83.91	BF40-../DHE09LA4	62	8700	-
1.1	16	650	1.4	92.31	BF40-../DHE09LA4	62	9100	-
1.1	14.5	720	1.25	101.0	BF40-../DHE09LA4	62	9400	-
1.1	13	800	1.15	111.1	BF40-../DHE09LA4	62	9800	-
1.1	12	870	1.05	124.5	BF40-../DHE09LA4	62	10200	-
1.1	11	950	0.95	137.0	BF40-../DHE09LA4	62	10600	-
1.1	10.5	1000	0.9	141.4	BF40Z-../DHE09LA4	66	10600	-
1.1	9.3	1120	0.8	155.6	BF40Z-../DHE09LA4	66	10600	-
1.1	25.5	410	3.2	56.86	BF50-../DHE09LA4	90	9300	-
1.1	23	455	2.9	63.59	BF50-../DHE09LA4	90	9800	-
1.1	20	520	2.5	72.72	BF50-../DHE09LA4	90	10700	-
1.1	18	580	2.2	81.33	BF50-../DHE09LA4	90	11300	-

The torques marked (*) are maximum permissible torques for service factor f_B=1.0.

BF-series parallel shaft geared motors

Selection - shaft-mounted geared motors DHE - IE2

1.1 kW



P _N [kW]	50 Hz			i [:1]	Type	m		
	n ₂ [1/min]	M ₂ [Nm]	f _B [-]			[kg]	[N]	[N]
1.1	16	650	2.0	90.24	BF50-../DHE09LA4	90	11800	-
1.1	14.5	720	1.8	100.9	BF50-../DHE09LA4	90	12300	-
1.1	13	800	1.65	114.0	BF50-../DHE09LA4	90	12900	-
1.1	11.5	910	1.45	127.5	BF50-../DHE09LA4	90	13600	-
1.1	10.5	1000	1.3	138.1	BF50Z-../DHE09LA4	95	13600	-
1.1	9.4	1110	1.15	154.5	BF50Z-../DHE09LA4	95	13600	-
1.1	7.9	1320	0.98	183.5	BF50Z-../DHE09LA4	95	13600	-
1.1	7.1	1470	0.88	205.2	BF50Z-../DHE09LA4	95	13600	-
1.1	14	750	3.1	103.7	BF60-../DHE09LA4	120	14100	39900
1.1	13	800	2.9	113.1	BF60-../DHE09LA4	120	14600	41300
1.1	11.5	910	2.5	125.5	BF60-../DHE09LA4	120	15300	43300
1.1	10.5	1000	2.3	140.8	BF60Z-../DHE09LA4	139	15300	43300
1.1	8.6	1220	1.9	169.2	BF60Z-../DHE09LA4	139	15300	43300
1.1	7.7	1360	1.7	187.7	BF60Z-../DHE09LA4	139	15300	43300
1.1	6.6	1590	1.45	221.4	BF60Z-../DHE09LA4	139	15300	43300
1.1	5.9	1780	1.3	245.6	BF60Z-../DHE09LA4	139	15300	43300
1.1	5.0	2100	1.1	293.4	BF60Z-../DHE09LA4	139	15300	43300
1.1	4.5	2300	1.0	325.6	BF60Z-../DHE09LA4	139	15300	43300
1.1	3.8	2750	0.84	380.0	BF60Z-../DHE09LA4	139	15300	43300
1.1	6.2	1690	3.1	233.0	BF70Z-../DHE09LA4	227	16100	47700
1.1	5.6	1870	2.8	258.7	BF70Z-../DHE09LA4	227	16100	47700
1.1	4.8	2150	2.4	301.8	BF70Z-../DHE09LA4	227	16100	47700
1.1	4.3	2400	2.2	341.7	BF70Z-../DHE09LA4	227	16100	47700
1.1	3.7	2800	1.85	398.7	BF70Z-../DHE09LA4	227	16100	47700
1.1	3.3	3150	1.65	439.2	BF70Z-../DHE09LA4	227	16100	47700
1.1	2.9	3600	1.45	512.4	BF70Z-../DHE09LA4	227	16100	47700
1.1	2.8	3500	1.65	524.1	BF70G20-../DHE09LA4	225	16100	47700
1.1	2.5	3950	1.45	577.5	BF70G20-../DHE09LA4	225	16100	47700
1.1	2.2	4450	1.3	673.6	BF70G20-../DHE09LA4	225	16100	47700
1.1	1.7	5900	0.97	872.1	BF70G20-../DHE09LA4	225	16100	47700
1.1	1.5	6700	0.85	1017	BF70G20-../DHE09LA4	225	16100	47700
1.1	3.2	3250	3.2	450.4	BF80Z-../DHE09LA4	344	39600	75000
1.1	2.9	3600	2.9	511.2	BF80Z-../DHE09LA4	344	39600	75000
1.1	2.5	4200	2.5	583.4	BF80Z-../DHE09LA4	344	39600	75000
1.1	2.2	4750	2.2	662.1	BF80Z-../DHE09LA4	344	39600	75000
1.1	1.9	5500	1.9	770.6	BF80Z-../DHE09LA4	344	39600	75000
1.1	1.7	6100	1.7	874.6	BF80Z-../DHE09LA4	344	39600	75000
1.1	1.5	7000	1.5	990.4	BF80Z-../DHE09LA4	344	39600	75000
1.1	1.3	8000	1.3	1124	BF80Z-../DHE09LA4	344	39600	75000
1.1	1.1	8100	1.3	1329	BF80G40-../DHE09LA4	349	39600	75000
1.1	1.0	9100	1.15	1491	BF80G40-../DHE09LA4	349	39600	75000
1.1	0.9	10000	1.05	1693	BF80G40-../DHE09LA4	349	39600	75000
1.1	1.8	5800	3.2	845.1	BF90Z-../DHE09LA4	608	42800	120000
1.1	1.4	6100	3.0	1043	BF90G50-../DHE09LA4	620	42800	120000
1.1	1.2	7100	2.6	1204	BF90G50-../DHE09LA4	620	42800	120000
1.1	1.0	9100	2.0	1444	BF90G50-../DHE09LA4	620	42800	120000
1.1	0.9	10000	1.85	1678	BF90G50-../DHE09LA4	620	42800	120000
1.1	0.8	11300	1.65	1867	BF90G50-../DHE09LA4	620	42800	120000
1.1	0.7	12900	1.45	2154	BF90G50-../DHE09LA4	620	42800	120000
1.1	0.55	16700	1.1	2656	BF90G50-../DHE09LA4	620	42800	120000

7

1.5 kW



P _N [kW]	50 Hz			i [:1]	Type	m		
	n ₂ [1/min]	M ₂ [Nm]	f _B [-]			[kg]	[N]	[N]
1.5	260	55	2.5	5.60	BF10-../DHE09XA4	40	1950	-
1.5	190	75	2.0	7.58	BF10-../DHE09XA4	40	2200	-
1.5	149	96	1.85	9.69	BF10-../DHE09XA4	40	2350	-
1.5	122	117	1.55	11.84	BF10-../DHE09XA4	40	2500	-
1.5	96	149	1.25	15.04	BF10-../DHE09XA4	40	2800	-
1.5	79	181	1.35	18.23	BF10-../DHE09XA4	40	2900	-

The torques marked (*) are maximum permissible torques for service factor f_B=1.0.

BF-series parallel shaft geared motors

Selection - shaft-mounted geared motors DHE - IE2

1.5 kW



P _N [kW]	n ₂ [1/min]	50 Hz		i [:1]	Type	m [kg]	[N]	[N]
		M ₂ [Nm]	f _B [-]					
1.5	72	198	1.2	20.05	BF10-../DHE09XA4	40	3000	-
1.5	62	230	1.05	23.28	BF10-../DHE09XA4	40	3200	-
1.5	57	250	0.96	25.60	BF10-../DHE09XA4	40	3350	-
1.5	51	280	0.86	28.47	BF10-../DHE09XA4	40	3450	-
1.5	180	79	2.8	8.00	BF20-../DHE09XA4	46	2850	-
1.5	138	103	2.5	10.51	BF20-../DHE09XA4	46	3100	-
1.5	110	130	2.2	13.18	BF20-../DHE09XA4	46	3300	-
1.5	93	154	2.0	15.54	BF20-../DHE09XA4	46	3450	-
1.5	86	166	2.2	16.77	BF20-../DHE09XA4	46	3500	-
1.5	79	181	2.0	18.45	BF20-../DHE09XA4	46	3600	-
1.5	66	215	1.85	22.04	BF20-../DHE09XA4	46	3800	-
1.5	60	235	1.7	24.25	BF20-../DHE09XA4	46	3950	-
1.5	53	270	1.55	27.62	BF20-../DHE09XA4	46	4150	-
1.5	47.5	300	1.4	30.40	BF20-../DHE09XA4	46	4400	-
1.5	44.5	320	1.3	32.58	BF20-../DHE09XA4	46	4450	-
1.5	40.5	350	1.2	35.85	BF20-../DHE09XA4	46	4650	-
1.5	35	405	1.05	41.72	BF20-../DHE09XA4	46	4950	-
1.5	31.5	450	0.93	45.90	BF20-../DHE09XA4	46	5100	-
1.5	30	475	0.88	48.56	BF20-../DHE09XA4	46	5200	-
1.5	145	98	3.3	9.99	BF30-../DHE09XA4	57	2850	-
1.5	112	127	2.9	12.91	BF30-../DHE09XA4	57	3050	-
1.5	90	159	2.6	16.00	BF30-../DHE09XA4	57	3250	-
1.5	82	174	2.8	17.65	BF30-../DHE09XA4	57	3300	-
1.5	75	191	2.6	19.41	BF30-../DHE09XA4	57	3400	-
1.5	66	215	2.5	21.85	BF30-../DHE09XA4	57	3500	-
1.5	60	235	2.4	24.03	BF30-../DHE09XA4	57	3600	-
1.5	52	275	2.1	28.23	BF30-../DHE09XA4	57	3800	-
1.5	46.5	305	1.9	31.05	BF30-../DHE09XA4	57	4000	-
1.5	41.5	345	1.65	35.00	BF30-../DHE09XA4	57	4200	-
1.5	37.5	380	1.5	38.49	BF30-../DHE09XA4	57	4400	-
1.5	35.5	400	1.45	41.01	BF30-../DHE09XA4	57	4500	-
1.5	32	445	1.3	45.10	BF30-../DHE09XA4	57	4700	-
1.5	28	510	1.15	52.20	BF30-../DHE09XA4	57	5000	-
1.5	25.5	560	1.05	57.41	BF30-../DHE09XA4	57	5200	-
1.5	24	590	0.97	61.17	BF30-../DHE09XA4	57	5300	-
1.5	21.5	660	0.87	67.28	BF30-../DHE09XA4	57	5500	-
1.5	20	710	0.81	72.13	BF30-../DHE09XA4	57	5700	-
1.5	67	210	3.3	21.60	BF40-../DHE09XA4	66	5200	-
1.5	61	230	3.2	23.77	BF40-../DHE09XA4	66	5400	-
1.5	54	265	2.9	26.86	BF40-../DHE09XA4	66	5600	-
1.5	49	290	2.8	29.55	BF40-../DHE09XA4	66	5800	-
1.5	42.5	335	2.6	34.21	BF40-../DHE09XA4	66	6000	-
1.5	38.5	370	2.4	37.64	BF40-../DHE09XA4	66	6200	-
1.5	35	405	2.2	41.42	BF40-../DHE09XA4	66	6500	-
1.5	32	445	2.0	45.56	BF40-../DHE09XA4	66	6800	-
1.5	29.5	485	1.85	48.92	BF40-../DHE09XA4	66	7000	-
1.5	27	530	1.7	53.82	BF40-../DHE09XA4	66	7200	-
1.5	24	590	1.55	61.25	BF40-../DHE09XA4	66	7600	-
1.5	21.5	660	1.35	67.38	BF40-../DHE09XA4	66	8000	-
1.5	20.5	690	1.3	71.40	BF40-../DHE09XA4	66	8100	-
1.5	18.5	770	1.15	78.55	BF40-../DHE09XA4	66	8500	-
1.5	17.5	810	1.1	83.91	BF40-../DHE09XA4	66	8700	-
1.5	16	890	1.0	92.31	BF40-../DHE09XA4	66	9100	-
1.5	14.5	980	0.92	101.0	BF40-../DHE09XA4	66	9400	-
1.5	13	1100	0.82	111.1	BF40-../DHE09XA4	66	9800	-
1.5	34.5	415	3.1	42.15	BF50-../DHE09XA4	94	8500	-
1.5	31	460	2.8	47.14	BF50-../DHE09XA4	94	8900	-
1.5	25.5	560	2.3	56.86	BF50-../DHE09XA4	94	9300	-
1.5	23	620	2.1	63.59	BF50-../DHE09XA4	94	9800	-
1.5	20	710	1.85	72.72	BF50-../DHE09XA4	94	10700	-
1.5	18	790	1.65	81.33	BF50-../DHE09XA4	94	11300	-
1.5	16	890	1.45	90.24	BF50-../DHE09XA4	94	11800	-
1.5	14.5	980	1.35	100.9	BF50-../DHE09XA4	94	12300	-
1.5	13	1100	1.2	114.0	BF50-../DHE09XA4	94	12900	-
1.5	11.5	1240	1.05	127.5	BF50-../DHE09XA4	94	13600	-
1.5	10.5	1360	0.96	138.1	BF50Z-../DHE09XA4	99	13600	-

The torques marked (*) are maximum permissible torques for service factor f_B=1.0.

BF-series parallel shaft geared motors

Selection - shaft-mounted geared motors DHE - IE2

1.5 kW



P _N [kW]	n ₂ [1/min]	50 Hz		i [:1]	Type	m [kg]		
		M ₂ [Nm]	f _B [—]				[N]	[N]
1.5	9.4	1520	0.86	154.5	BF50Z-../DHE09XA4	99	13600	-
1.5	20	710	3.2	72.15	BF60-../DHE09XA4	124	12000	34000
1.5	18	790	2.9	80.05	BF60-../DHE09XA4	124	12600	35600
1.5	15.5	920	2.5	93.44	BF60-../DHE09XA4	124	13500	38200
1.5	14	1020	2.3	103.7	BF60-../DHE09XA4	124	14100	39900
1.5	13	1100	2.1	113.1	BF60-../DHE09XA4	124	14600	41300
1.5	11.5	1240	1.85	125.5	BF60-../DHE09XA4	124	15300	43300
1.5	10.5	1360	1.7	140.8	BF60Z-../DHE09XA4	143	15300	43300
1.5	8.6	1660	1.4	169.2	BF60Z-../DHE09XA4	143	15300	43300
1.5	7.7	1860	1.25	187.7	BF60Z-../DHE09XA4	143	15300	43300
1.5	6.6	2150	1.05	221.4	BF60Z-../DHE09XA4	143	15300	43300
1.5	5.9	2400	0.96	245.6	BF60Z-../DHE09XA4	143	15300	43300
1.5	5.0	2850	0.81	293.4	BF60Z-../DHE09XA4	143	15300	43300
1.5	8.1	1760	3.0	179.7	BF70Z-../DHE09XA4	231	16100	47700
1.5	7.3	1960	2.7	199.7	BF70Z-../DHE09XA4	231	16100	47700
1.5	6.2	2300	2.3	233.0	BF70Z-../DHE09XA4	231	16100	47700
1.5	5.6	2550	2.0	258.7	BF70Z-../DHE09XA4	231	16100	47700
1.5	4.8	2950	1.75	301.8	BF70Z-../DHE09XA4	231	16100	47700
1.5	4.3	3300	1.6	341.7	BF70Z-../DHE09XA4	231	16100	47700
1.5	3.7	3850	1.35	398.7	BF70Z-../DHE09XA4	231	16100	47700
1.5	3.3	4300	1.2	439.2	BF70Z-../DHE09XA4	231	16100	47700
1.5	2.9	4900	1.05	512.4	BF70Z-../DHE09XA4	231	16100	47700
1.5	2.8	4850	1.2	524.1	BF70G20-../DHE09XA4	229	16100	47700
1.5	2.5	5400	1.05	577.5	BF70G20-../DHE09XA4	229	16100	47700
1.5	2.2	6200	0.92	673.6	BF70G20-../DHE09XA4	229	16100	47700
1.5	4.2	3400	3.1	347.3	BF80Z-../DHE09XA4	348	39600	75000
1.5	3.7	3850	2.7	394.2	BF80Z-../DHE09XA4	348	39600	75000
1.5	3.2	4450	2.4	450.4	BF80Z-../DHE09XA4	348	39600	75000
1.5	2.9	4900	2.1	511.2	BF80Z-../DHE09XA4	348	39600	75000
1.5	2.5	5700	1.85	583.4	BF80Z-../DHE09XA4	348	39600	75000
1.5	2.2	6500	1.6	662.1	BF80Z-../DHE09XA4	348	39600	75000
1.5	1.9	7500	1.4	770.6	BF80Z-../DHE09XA4	348	39600	75000
1.5	1.7	8400	1.25	874.6	BF80Z-../DHE09XA4	348	39600	75000
1.5	1.5	9500	1.1	990.4	BF80Z-../DHE09XA4	348	39600	75000
1.5	1.3	11000	0.95	1124	BF80Z-../DHE09XA4	348	39600	75000
1.5	1.1	11500	0.91	1329	BF80G40-../DHE09XA4	353	39600	75000
1.5	1.0	12900	0.81	1491	BF80G40-../DHE09XA4	353	39600	75000
1.5	2.5	5700	3.2	591.1	BF90Z-../DHE09XA4	612	42800	120000
1.5	2.2	6500	2.8	658.1	BF90Z-../DHE09XA4	612	42800	120000
1.5	1.9	7500	2.5	759.0	BF90Z-../DHE09XA4	612	42800	120000
1.5	1.8	7900	2.3	845.1	BF90Z-../DHE09XA4	612	42800	120000
1.5	1.5	7900	2.3	976.1	BF90G50-../DHE09XA4	624	42800	120000
1.5	1.4	8800	2.1	1043	BF90G50-../DHE09XA4	624	42800	120000
1.5	1.2	10300	1.8	1204	BF90G50-../DHE09XA4	624	42800	120000
1.5	1.0	12900	1.45	1444	BF90G50-../DHE09XA4	624	42800	120000
1.5	0.9	14300	1.3	1678	BF90G50-../DHE09XA4	624	42800	120000
1.5	0.8	16100	1.15	1867	BF90G50-../DHE09XA4	624	42800	120000
1.5	0.7	18400	1.0	2154	BF90G50-../DHE09XA4	624	42800	120000

2.2 kW



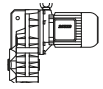
P _N [kW]	n ₂ [1/min]	50 Hz		i [:1]	Type	m [kg]		
		M ₂ [Nm]	f _B [—]				[N]	[N]
2.2	260	80	1.75	5.60	BF10-../DHE09XA4C	43	1950	-
2.2	190	110	1.4	7.58	BF10-../DHE09XA4C	43	2200	-
2.2	149	141	1.25	9.69	BF10-../DHE09XA4C	43	2350	-
2.2	122	172	1.05	11.84	BF10-../DHE09XA4C	43	2500	-
2.2	96	215	0.85	15.04	BF10-../DHE09XA4C	43	2800	-
2.2	79	265	0.91	18.23	BF10-../DHE09XA4C	43	2900	-
2.2	72	290	0.83	20.05	BF10-../DHE09XA4C	43	3000	-

The torques marked (*) are maximum permissible torques for service factor f_B=1.0.

BF-series parallel shaft geared motors

Selection - shaft-mounted geared motors DHE - IE2

2.2 kW



P _N [kW]	n ₂ [1/min]	50 Hz		i [:1]	Type	m [kg]	[N]	[N]
		M ₂ [Nm]	f _B [-]					
2.2	240	87	2.3	6.04	BF20-../DHE09XA4C	49	2550	-
2.2	180	116	1.9	8.00	BF20-../DHE09XA4C	49	2850	-
2.2	138	152	1.7	10.51	BF20-../DHE09XA4C	49	3100	-
2.2	110	191	1.5	13.18	BF20-../DHE09XA4C	49	3300	-
2.2	93	225	1.35	15.54	BF20-../DHE09XA4C	49	3450	-
2.2	86	240	1.5	16.77	BF20-../DHE09XA4C	49	3500	-
2.2	79	265	1.4	18.45	BF20-../DHE09XA4C	49	3600	-
2.2	66	315	1.25	22.04	BF20-../DHE09XA4C	49	3800	-
2.2	60	350	1.15	24.25	BF20-../DHE09XA4C	49	3950	-
2.2	53	395	1.05	27.62	BF20-../DHE09XA4C	49	4150	-
2.2	47.5	440	0.95	30.40	BF20-../DHE09XA4C	49	4400	-
2.2	44.5	470	0.89	32.58	BF20-../DHE09XA4C	49	4450	-
2.2	40.5	510	0.82	35.85	BF20-../DHE09XA4C	49	4650	-
2.2	230	91	2.9	6.34	BF30-../DHE09XA4C	59	2400	-
2.2	179	117	2.4	8.07	BF30-../DHE09XA4C	59	2650	-
2.2	145	144	2.2	9.99	BF30-../DHE09XA4C	59	2850	-
2.2	112	187	1.95	12.91	BF30-../DHE09XA4C	59	3050	-
2.2	90	230	1.75	16.00	BF30-../DHE09XA4C	59	3250	-
2.2	82	255	1.9	17.65	BF30-../DHE09XA4C	59	3300	-
2.2	75	280	1.8	19.41	BF30-../DHE09XA4C	59	3400	-
2.2	66	315	1.7	21.85	BF30-../DHE09XA4C	59	3500	-
2.2	60	350	1.6	24.03	BF30-../DHE09XA4C	59	3600	-
2.2	52	400	1.45	28.23	BF30-../DHE09XA4C	59	3800	-
2.2	46.5	450	1.3	31.05	BF30-../DHE09XA4C	59	4000	-
2.2	41.5	500	1.15	35.00	BF30-../DHE09XA4C	59	4200	-
2.2	37.5	560	1.05	38.49	BF30-../DHE09XA4C	59	4400	-
2.2	35.5	590	0.97	41.01	BF30-../DHE09XA4C	59	4500	-
2.2	32	650	0.88	45.10	BF30-../DHE09XA4C	59	4700	-
2.2	189	111	3.3	7.62	BF40-../DHE09XA4C	69	3900	-
2.2	152	138	3.0	9.48	BF40-../DHE09XA4C	69	4150	-
2.2	123	170	2.7	11.79	BF40-../DHE09XA4C	69	4450	-
2.2	96	215	2.4	15.02	BF40-../DHE09XA4C	69	4800	-
2.2	83	250	2.5	17.35	BF40-../DHE09XA4C	69	4950	-
2.2	76	275	2.4	19.09	BF40-../DHE09XA4C	69	5100	-
2.2	67	310	2.3	21.60	BF40-../DHE09XA4C	69	5200	-
2.2	61	340	2.2	23.77	BF40-../DHE09XA4C	69	5400	-
2.2	54	385	2.0	26.86	BF40-../DHE09XA4C	69	5600	-
2.2	49	425	1.9	29.55	BF40-../DHE09XA4C	69	5800	-
2.2	42.5	490	1.75	34.21	BF40-../DHE09XA4C	69	6000	-
2.2	38.5	540	1.65	37.64	BF40-../DHE09XA4C	69	6200	-
2.2	35	600	1.5	41.42	BF40-../DHE09XA4C	69	6500	-
2.2	32	650	1.4	45.56	BF40-../DHE09XA4C	69	6800	-
2.2	29.5	710	1.25	48.92	BF40-../DHE09XA4C	69	7000	-
2.2	27	770	1.15	53.82	BF40-../DHE09XA4C	69	7200	-
2.2	24	870	1.05	61.25	BF40-../DHE09XA4C	69	7600	-
2.2	21.5	970	0.93	67.38	BF40-../DHE09XA4C	69	8000	-
2.2	20.5	1020	0.88	71.40	BF40-../DHE09XA4C	69	8100	-
2.2	18.5	1130	0.8	78.55	BF40-../DHE09XA4C	69	8500	-
2.2	56	375	3.1	25.88	BF50-../DHE09XA4C	97	7100	-
2.2	45.5	460	2.8	31.73	BF50-../DHE09XA4C	97	7500	-
2.2	41	510	2.5	35.49	BF50-../DHE09XA4C	97	7800	-
2.2	34.5	600	2.2	42.15	BF50-../DHE09XA4C	97	8500	-
2.2	31	670	1.95	47.14	BF50-../DHE09XA4C	97	8900	-
2.2	25.5	820	1.6	56.86	BF50-../DHE09XA4C	97	9300	-
2.2	23	910	1.45	63.59	BF50-../DHE09XA4C	97	9800	-
2.2	20	1050	1.25	72.72	BF50-../DHE09XA4C	97	10700	-
2.2	18	1160	1.1	81.33	BF50-../DHE09XA4C	97	11300	-
2.2	16	1310	0.99	90.24	BF50-../DHE09XA4C	97	11800	-
2.2	14.5	1440	0.9	100.9	BF50-../DHE09XA4C	97	12300	-
2.2	13	1610	0.81	114.0	BF50-../DHE09XA4C	97	12900	-
2.2	26.5	790	2.9	54.44	BF60-../DHE09XA4C	126	10500	29700
2.2	24	870	2.6	60.40	BF60-../DHE09XA4C	126	11100	31400
2.2	20	1050	2.2	72.15	BF60-../DHE09XA4C	126	12000	34000
2.2	18	1160	2.0	80.05	BF60-../DHE09XA4C	126	12600	35600
2.2	15.5	1350	1.7	93.44	BF60-../DHE09XA4C	126	13500	38200
2.2	14	1500	1.55	103.7	BF60-../DHE09XA4C	126	14100	39900

The torques marked (*) are maximum permissible torques for service factor f_B=1.0.

BF-series parallel shaft geared motors

Selection - shaft-mounted geared motors DHE - IE2

2.2 kW



P _N [kW]	50 Hz			i [:1]	Type	m		
	n ₂ [1/min]	M ₂ [Nm]	f _B [-]			[kg]	[N]	[N]
2.2	13	1610	1.45	113.1	BF60-../DHE09XA4C	126	14600	41300
2.2	11.5	1820	1.25	125.5	BF60-../DHE09XA4C	126	15300	43300
2.2	10.5	2000	1.15	140.8	BF60Z-../DHE09XA4C	146	15300	43300
2.2	8.6	2400	0.96	169.2	BF60Z-../DHE09XA4C	146	15300	43300
2.2	7.7	2700	0.85	187.7	BF60Z-../DHE09XA4C	146	15300	43300
2.2	12	1750	3.0	122.7	BF70-../DHE09XA4C	213	16100	47700
2.2	11	1910	2.7	133.0	BF70Z-../DHE09XA4C	234	16100	47700
2.2	9.4	2200	2.4	154.0	BF70Z-../DHE09XA4C	234	16100	47700
2.2	8.1	2550	2.0	179.7	BF70Z-../DHE09XA4C	234	16100	47700
2.2	7.3	2850	1.8	199.7	BF70Z-../DHE09XA4C	234	16100	47700
2.2	6.2	3350	1.55	233.0	BF70Z-../DHE09XA4C	234	16100	47700
2.2	5.6	3750	1.4	258.7	BF70Z-../DHE09XA4C	234	16100	47700
2.2	4.8	4350	1.2	301.8	BF70Z-../DHE09XA4C	234	16100	47700
2.2	4.3	4850	1.05	341.7	BF70Z-../DHE09XA4C	234	16100	47700
2.2	3.7	5600	0.93	398.7	BF70Z-../DHE09XA4C	234	16100	47700
2.2	3.3	6300	0.83	439.2	BF70Z-../DHE09XA4C	234	16100	47700
2.2	6.9	3000	3.2	209.4	BF80-../DHE09XA4C	309	34300	75000
2.2	6.1	3400	2.8	237.1	BF80-../DHE09XA4C	309	36900	75000
2.2	5.4	3850	2.5	269.1	BF80-../DHE09XA4C	309	39600	75000
2.2	5.0	4200	2.5	291.7	BF80Z-../DHE09XA4C	350	39600	75000
2.2	4.2	5000	2.1	347.3	BF80Z-../DHE09XA4C	350	39600	75000
2.2	3.7	5600	1.9	394.2	BF80Z-../DHE09XA4C	350	39600	75000
2.2	3.2	6500	1.6	450.4	BF80Z-../DHE09XA4C	350	39600	75000
2.2	2.9	7200	1.45	511.2	BF80Z-../DHE09XA4C	350	39600	75000
2.2	2.5	8400	1.25	583.4	BF80Z-../DHE09XA4C	350	39600	75000
2.2	2.2	9500	1.1	662.1	BF80Z-../DHE09XA4C	350	39600	75000
2.2	1.9	11000	0.95	770.6	BF80Z-../DHE09XA4C	350	39600	75000
2.2	1.7	12300	0.85	874.6	BF80Z-../DHE09XA4C	350	39600	75000
2.2	3.2	6500	2.8	456.7	BF90Z-../DHE09XA4C	614	42800	120000
2.2	2.9	7200	2.6	508.5	BF90Z-../DHE09XA4C	614	42800	120000
2.2	2.5	8400	2.2	591.1	BF90Z-../DHE09XA4C	614	42800	120000
2.2	2.2	9500	1.95	658.1	BF90Z-../DHE09XA4C	614	42800	120000
2.2	1.9	11000	1.7	759.0	BF90Z-../DHE09XA4C	614	42800	120000
2.2	1.8	11600	1.6	845.1	BF90Z-../DHE09XA4C	614	42800	120000
2.2	1.5	12400	1.5	976.1	BF90G50-../DHE09XA4C	626	42800	120000
2.2	1.4	13600	1.35	1043	BF90G50-../DHE09XA4C	626	42800	120000
2.2	1.2	15900	1.15	1204	BF90G50-../DHE09XA4C	626	42800	120000
2.2	1.0	19600	0.94	1444	BF90G50-../DHE09XA4C	626	42800	120000

7

3 kW



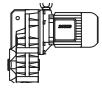
P _N [kW]	50 Hz			i [:1]	Type	m		
	n ₂ [1/min]	M ₂ [Nm]	f _B [-]			[kg]	[N]	[N]
3	230	124	2.1	6.34	BF30-../DHE11MA4	66	2400	-
3	179	160	1.8	8.07	BF30-../DHE11MA4	66	2650	-
3	145	197	1.6	9.99	BF30-../DHE11MA4	66	2850	-
3	112	255	1.45	12.91	BF30-../DHE11MA4	66	3050	-
3	90	315	1.3	16.00	BF30-../DHE11MA4	66	3250	-
3	82	345	1.4	17.65	BF30-../DHE11MA4	66	3300	-
3	75	380	1.3	19.41	BF30-../DHE11MA4	66	3400	-
3	66	430	1.25	21.85	BF30-../DHE11MA4	66	3500	-
3	60	475	1.15	24.03	BF30-../DHE11MA4	66	3600	-
3	52	550	1.05	28.23	BF30-../DHE11MA4	66	3800	-
3	46.5	610	0.94	31.05	BF30-../DHE11MA4	66	4000	-
3	41.5	690	0.83	35.00	BF30-../DHE11MA4	66	4200	-
3	250	114	2.9	5.87	BF40-../DHE11MA4	80	3550	-
3	189	151	2.4	7.62	BF40-../DHE11MA4	80	3900	-
3	152	188	2.2	9.48	BF40-../DHE11MA4	80	4150	-
3	123	230	2.0	11.79	BF40-../DHE11MA4	80	4450	-
3	96	295	1.75	15.02	BF40-../DHE11MA4	80	4800	-
3	83	345	1.85	17.35	BF40-../DHE11MA4	80	4950	-

The torques marked (*) are maximum permissible torques for service factor f_B=1.0.

BF-series parallel shaft geared motors

Selection - shaft-mounted geared motors DHE - IE2

3 kW



P _N [kW]	n ₂ [1/min]	50 Hz		i [:1]	Type	m [kg]	[N]	[N]
		M ₂ [Nm]	f _B [-]					
3	76	375	1.75	19.09	BF40-../DHE11MA4	80	5100	-
3	67	425	1.65	21.60	BF40-../DHE11MA4	80	5200	-
3	61	465	1.6	23.77	BF40-../DHE11MA4	80	5400	-
3	54	530	1.45	26.86	BF40-../DHE11MA4	80	5600	-
3	49	580	1.4	29.55	BF40-../DHE11MA4	80	5800	-
3	42.5	670	1.3	34.21	BF40-../DHE11MA4	80	6000	-
3	38.5	740	1.2	37.64	BF40-../DHE11MA4	80	6200	-
3	35	810	1.1	41.42	BF40-../DHE11MA4	80	6500	-
3	32	890	1.0	45.56	BF40-../DHE11MA4	80	6800	-
3	29.5	970	0.93	48.92	BF40-../DHE11MA4	80	7000	-
3	27	1060	0.85	53.82	BF40-../DHE11MA4	80	7200	-
3	135	210	3.2	10.68	BF50-../DHE11MA4	110	5600	-
3	99	285	2.8	14.65	BF50-../DHE11MA4	110	6100	-
3	87	325	2.9	16.70	BF50-../DHE11MA4	110	6200	-
3	78	365	2.7	18.68	BF50-../DHE11MA4	110	6400	-
3	63	450	2.5	23.14	BF50-../DHE11MA4	110	6800	-
3	56	510	2.3	25.88	BF50-../DHE11MA4	110	7100	-
3	45.5	620	2.0	31.73	BF50-../DHE11MA4	110	7500	-
3	41	690	1.9	35.49	BF50-../DHE11MA4	110	7800	-
3	34.5	830	1.55	42.15	BF50-../DHE11MA4	110	8500	-
3	31	920	1.4	47.14	BF50-../DHE11MA4	110	8900	-
3	25.5	1120	1.15	56.86	BF50-../DHE11MA4	110	9300	-
3	23	1240	1.05	63.59	BF50-../DHE11MA4	110	9800	-
3	20	1430	0.91	72.72	BF50-../DHE11MA4	110	10700	-
3	18	1590	0.82	81.33	BF50-../DHE11MA4	110	11300	-
3	46.5	610	3.1	31.20	BF60-../DHE11MA4	141	8800	24900
3	42	680	2.9	34.62	BF60-../DHE11MA4	141	9100	25700
3	35	810	2.6	41.60	BF60-../DHE11MA4	141	9600	27100
3	31.5	900	2.5	46.16	BF60-../DHE11MA4	141	9900	28000
3	26.5	1080	2.1	54.44	BF60-../DHE11MA4	141	10500	29700
3	24	1190	1.95	60.40	BF60-../DHE11MA4	141	11100	31400
3	20	1430	1.6	72.15	BF60-../DHE11MA4	141	12000	34000
3	18	1590	1.45	80.05	BF60-../DHE11MA4	141	12600	35600
3	15.5	1840	1.25	93.44	BF60-../DHE11MA4	141	13500	38200
3	14	2000	1.15	103.7	BF60-../DHE11MA4	141	14100	39900
3	13	2200	1.05	113.1	BF60-../DHE11MA4	141	14600	41300
3	11.5	2450	0.94	125.5	BF60-../DHE11MA4	141	15300	43300
3	10.5	2700	0.85	140.8	BF60Z-../DHE11MA4	157	15300	43300
3	18	1590	3.3	81.82	BF70-../DHE11MA4	220	12800	41300
3	15.5	1840	2.8	95.46	BF70-../DHE11MA4	220	14000	43700
3	14	2000	2.6	105.2	BF70-../DHE11MA4	220	14700	45100
3	12	2350	2.2	122.7	BF70-../DHE11MA4	220	16100	47700
3	11	2600	2.0	133.0	BF70Z-../DHE11MA4	247	16100	47700
3	9.4	3000	1.75	154.0	BF70Z-../DHE11MA4	247	16100	47700
3	8.1	3500	1.5	179.7	BF70Z-../DHE11MA4	247	16100	47700
3	7.3	3900	1.35	199.7	BF70Z-../DHE11MA4	247	16100	47700
3	6.2	4600	1.15	233.0	BF70Z-../DHE11MA4	247	16100	47700
3	5.6	5100	1.0	258.7	BF70Z-../DHE11MA4	247	16100	47700
3	4.8	5900	0.88	301.8	BF70Z-../DHE11MA4	247	16100	47700
3	9.1	3100	3.1	158.5	BF80-../DHE11MA4	316	29000	75000
3	7.9	3600	2.6	184.5	BF80-../DHE11MA4	316	31800	75000
3	6.9	4150	2.3	209.4	BF80-../DHE11MA4	316	34300	75000
3	6.1	4650	2.0	237.1	BF80-../DHE11MA4	316	36900	75000
3	5.4	5300	1.8	269.1	BF80-../DHE11MA4	316	39600	75000
3	5.0	5700	1.85	291.7	BF80Z-../DHE11MA4	363	39600	75000
3	4.2	6800	1.55	347.3	BF80Z-../DHE11MA4	363	39600	75000
3	3.7	7700	1.35	394.2	BF80Z-../DHE11MA4	363	39600	75000
3	3.2	8900	1.2	450.4	BF80Z-../DHE11MA4	363	39600	75000
3	2.9	9800	1.05	511.2	BF80Z-../DHE11MA4	363	39600	75000
3	2.5	11400	0.92	583.4	BF80Z-../DHE11MA4	363	39600	75000
3	2.2	13000	0.81	662.1	BF80Z-../DHE11MA4	363	39600	75000
3	5.6	5100	3.3	259.0	BF90-../DHE11MA4	569	42800	120000
3	4.8	5900	3.1	300.4	BF90Z-../DHE11MA4	629	42800	120000
3	4.2	6800	2.7	343.6	BF90Z-../DHE11MA4	629	42800	120000
3	3.8	7500	2.5	382.6	BF90Z-../DHE11MA4	629	42800	120000

The torques marked (*) are maximum permissible torques for service factor f_B=1.0.

BF-series parallel shaft geared motors

Selection - shaft-mounted geared motors DHE - IE2

3 kW



P _N [kW]	50 Hz			i [:1]	Type	m		
	n ₂ [1/min]	M ₂ [Nm]	f _B [-]			[kg]	[N]	[N]
3	3.2	8900	2.1	456.7	BF90Z-../DHE11MA4	629	42800	120000
3	2.9	9800	1.9	508.5	BF90Z-../DHE11MA4	629	42800	120000
3	2.5	11400	1.6	591.1	BF90Z-../DHE11MA4	629	42800	120000
3	2.2	13000	1.4	658.1	BF90Z-../DHE11MA4	629	42800	120000
3	1.9	15000	1.25	759.0	BF90Z-../DHE11MA4	629	42800	120000
3	1.8	15900	1.15	845.1	BF90Z-../DHE11MA4	629	42800	120000
3	1.5	17500	1.05	976.1	BF90G50-../DHE11MA4	639	42800	120000
3	1.4	19000	0.97	1043	BF90G50-../DHE11MA4	639	42800	120000
3	1.2	22200	0.83	1204	BF90G50-../DHE11MA4	639	42800	120000

4 kW



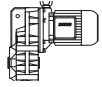
P _N [kW]	50 Hz			i [:1]	Type	m		
	n ₂ [1/min]	M ₂ [Nm]	f _B [-]			[kg]	[N]	[N]
4	230	166	1.6	6.34	BF30-../DHE11LA4	78	2400	-
4	179	210	1.35	8.07	BF30-../DHE11LA4	78	2650	-
4	145	260	1.25	9.99	BF30-../DHE11LA4	78	2850	-
4	112	340	1.1	12.91	BF30-../DHE11LA4	78	3050	-
4	90	420	0.97	16.00	BF30-../DHE11LA4	78	3250	-
4	82	465	1.05	17.65	BF30-../DHE11LA4	78	3300	-
4	75	500	1.0	19.41	BF30-../DHE11LA4	78	3400	-
4	66	570	0.93	21.85	BF30-../DHE11LA4	78	3500	-
4	60	630	0.88	24.03	BF30-../DHE11LA4	78	3600	-
4	250	152	2.2	5.87	BF40-../DHE11LA4	92	3550	-
4	189	200	1.85	7.62	BF40-../DHE11LA4	92	3900	-
4	152	250	1.65	9.48	BF40-../DHE11LA4	92	4150	-
4	123	310	1.5	11.79	BF40-../DHE11LA4	92	4450	-
4	96	395	1.3	15.02	BF40-../DHE11LA4	92	4800	-
4	83	460	1.4	17.35	BF40-../DHE11LA4	92	4950	-
4	76	500	1.35	19.09	BF40-../DHE11LA4	92	5100	-
4	67	570	1.25	21.60	BF40-../DHE11LA4	92	5200	-
4	61	620	1.2	23.77	BF40-../DHE11LA4	92	5400	-
4	54	700	1.1	26.86	BF40-../DHE11LA4	92	5600	-
4	49	770	1.05	29.55	BF40-../DHE11LA4	92	5800	-
4	42.5	890	0.96	34.21	BF40-../DHE11LA4	92	6000	-
4	38.5	990	0.9	37.64	BF40-../DHE11LA4	92	6200	-
4	35	1090	0.83	41.42	BF40-../DHE11LA4	92	6500	-
4	187	200	2.8	7.71	BF50-../DHE11LA4	122	5100	-
4	135	280	2.4	10.68	BF50-../DHE11LA4	122	5600	-
4	99	385	2.1	14.65	BF50-../DHE11LA4	122	6100	-
4	87	435	2.2	16.70	BF50-../DHE11LA4	122	6200	-
4	78	485	2.1	18.68	BF50-../DHE11LA4	122	6400	-
4	63	600	1.85	23.14	BF50-../DHE11LA4	122	6800	-
4	56	680	1.7	25.88	BF50-../DHE11LA4	122	7100	-
4	45.5	830	1.55	31.73	BF50-../DHE11LA4	122	7500	-
4	41	930	1.4	35.49	BF50-../DHE11LA4	122	7800	-
4	34.5	1100	1.2	42.15	BF50-../DHE11LA4	122	8500	-
4	31	1230	1.05	47.14	BF50-../DHE11LA4	122	8900	-
4	25.5	1490	0.87	56.86	BF50-../DHE11LA4	122	9300	-
4	102	370	3.2	14.24	BF60-../DHE11LA4	153	7100	20000
4	85	445	3.3	16.96	BF60-../DHE11LA4	153	7300	20600
4	77	495	3.1	18.81	BF60-../DHE11LA4	153	7600	21500
4	64	590	2.8	22.58	BF60-../DHE11LA4	153	8000	22600
4	58	650	2.7	25.05	BF60-../DHE11LA4	153	8200	23200
4	46.5	820	2.3	31.20	BF60-../DHE11LA4	153	8800	24900
4	42	900	2.2	34.62	BF60-../DHE11LA4	153	9100	25700
4	35	1090	1.95	41.60	BF60-../DHE11LA4	153	9600	27100
4	31.5	1210	1.85	46.16	BF60-../DHE11LA4	153	9900	28000
4	26.5	1440	1.6	54.44	BF60-../DHE11LA4	153	10500	29700
4	24	1590	1.45	60.40	BF60-../DHE11LA4	153	11100	31400
4	20	1910	1.2	72.15	BF60-../DHE11LA4	153	12000	34000
4	18	2100	1.1	80.05	BF60-../DHE11LA4	153	12600	35600

The torques marked (*) are maximum permissible torques for service factor f_B=1.0.

BF-series parallel shaft geared motors

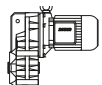
Selection - shaft-mounted geared motors DHE - IE2

4 kW



P _N [kW]	50 Hz			i [:1]	Type	m		
	n ₂ [1/min]	M ₂ [Nm]	f _B [-]			[kg]	[N]	[N]
4	15.5	2450	0.94	93.44	BF60-../DHE11LA4	153	13500	38200
4	14	2700	0.85	103.7	BF60-../DHE11LA4	153	14100	39900
4	23.5	1620	3.2	61.94	BF70-../DHE11LA4	232	10800	37400
4	20	1910	2.7	72.26	BF70-../DHE11LA4	232	12000	39600
4	18	2100	2.5	81.82	BF70-../DHE11LA4	232	12800	41300
4	15.5	2450	2.1	95.46	BF70-../DHE11LA4	232	14000	43700
4	14	2700	1.95	105.2	BF70-../DHE11LA4	232	14700	45100
4	12	3150	1.65	122.7	BF70-../DHE11LA4	232	16100	47700
4	11	3450	1.5	133.0	BF70Z-../DHE11LA4	258	16100	47700
4	9.4	4050	1.3	154.0	BF70Z-../DHE11LA4	258	16100	47700
4	8.1	4700	1.1	179.7	BF70Z-../DHE11LA4	258	16100	47700
4	7.3	5200	1.0	199.7	BF70Z-../DHE11LA4	258	16100	47700
4	6.2	6100	0.85	233.0	BF70Z-../DHE11LA4	258	16100	47700
4	12	3150	3.0	122.4	BF80-../DHE11LA4	328	24500	75000
4	10.5	3600	2.6	139.7	BF80-../DHE11LA4	328	26700	75000
4	9.1	4150	2.3	158.5	BF80-../DHE11LA4	328	29000	75000
4	7.9	4800	2.0	184.5	BF80-../DHE11LA4	328	31800	75000
4	6.9	5500	1.75	209.4	BF80-../DHE11LA4	328	34300	75000
4	6.1	6200	1.55	237.1	BF80-../DHE11LA4	328	36900	75000
4	5.4	7000	1.35	269.1	BF80-../DHE11LA4	328	39600	75000
4	5.0	7600	1.4	291.7	BF80Z-../DHE11LA4	375	39600	75000
4	4.2	9000	1.15	347.3	BF80Z-../DHE11LA4	375	39600	75000
4	3.7	10300	1.0	394.2	BF80Z-../DHE11LA4	375	39600	75000
4	3.2	11900	0.88	450.4	BF80Z-../DHE11LA4	375	39600	75000
4	2.9	13100	0.8	511.2	BF80Z-../DHE11LA4	375	39600	75000
4	7.3	5200	3.2	198.8	BF90-../DHE11LA4	581	36000	111300
4	6.2	6100	2.8	232.6	BF90-../DHE11LA4	581	39900	118300
4	5.6	6800	2.5	259.0	BF90-../DHE11LA4	581	42800	120000
4	5.4	7000	2.6	269.8	BF90Z-../DHE11LA4	641	42800	120000
4	4.8	7900	2.3	300.4	BF90Z-../DHE11LA4	641	42800	120000
4	4.2	9000	2.1	343.6	BF90Z-../DHE11LA4	641	42800	120000
4	3.8	10000	1.85	382.6	BF90Z-../DHE11LA4	641	42800	120000
4	3.2	11900	1.55	456.7	BF90Z-../DHE11LA4	641	42800	120000
4	2.9	13100	1.4	508.5	BF90Z-../DHE11LA4	641	42800	120000
4	2.5	15200	1.2	591.1	BF90Z-../DHE11LA4	641	42800	120000
4	2.2	17300	1.05	658.1	BF90Z-../DHE11LA4	641	42800	120000
4	1.9	20100	0.92	759.0	BF90Z-../DHE11LA4	641	42800	120000
4	1.8	21200	0.87	845.1	BF90Z-../DHE11LA4	641	42800	120000

5.5 kW



P _N [kW]	50 Hz			i [:1]	Type	m		
	n ₂ [1/min]	M ₂ [Nm]	f _B [-]			[kg]	[N]	[N]
5.5	235	220	1.2	6.34	BF30-../DHE11LA4C	82	2400	-
5.5	181	290	0.99	8.07	BF30-../DHE11LA4C	82	2650	-
5.5	147	355	0.9	9.99	BF30-../DHE11LA4C	82	2850	-
5.5	114	460	0.8	12.91	BF30-../DHE11LA4C	82	3050	-
5.5	250	210	1.6	5.87	BF40-../DHE11LA4C	96	3550	-
5.5	192	270	1.35	7.62	BF40-../DHE11LA4C	96	3900	-
5.5	155	335	1.25	9.48	BF40-../DHE11LA4C	96	4150	-
5.5	124	420	1.1	11.79	BF40-../DHE11LA4C	96	4450	-
5.5	98	530	0.98	15.02	BF40-../DHE11LA4C	96	4800	-
5.5	85	610	1.05	17.35	BF40-../DHE11LA4C	96	4950	-
5.5	77	680	0.98	19.09	BF40-../DHE11LA4C	96	5100	-
5.5	68	770	0.91	21.60	BF40-../DHE11LA4C	96	5200	-
5.5	62	840	0.88	23.77	BF40-../DHE11LA4C	96	5400	-
5.5	55	950	0.82	26.86	BF40-../DHE11LA4C	96	5600	-
5.5	275	191	2.6	5.38	BF50-../DHE11LA4C	126	4500	-
5.5	190	275	2.1	7.71	BF50-../DHE11LA4C	126	5100	-
5.5	137	380	1.8	10.68	BF50-../DHE11LA4C	126	5600	-

The torques marked (*) are maximum permissible torques for service factor f_B=1.0.

BF-series parallel shaft geared motors

Selection - shaft-mounted geared motors DHE - IE2

5.5 kW



P _N [kW]	n ₂ [1/min]	50 Hz		i [:1]	Type	m [kg]	[N]	[N]
		M ₂ [Nm]	f _B [-]					
5.5	100	520	1.5	14.65	BF50-../DHE11LA4C	126	6100	-
5.5	88	590	1.6	16.70	BF50-../DHE11LA4C	126	6200	-
5.5	79	660	1.5	18.68	BF50-../DHE11LA4C	126	6400	-
5.5	64	820	1.35	23.14	BF50-../DHE11LA4C	126	6800	-
5.5	57	920	1.25	25.88	BF50-../DHE11LA4C	126	7100	-
5.5	46.5	1120	1.15	31.73	BF50-../DHE11LA4C	126	7500	-
5.5	41.5	1260	1.05	35.49	BF50-../DHE11LA4C	126	7800	-
5.5	35	1500	0.87	42.15	BF50-../DHE11LA4C	126	8500	-
5.5	189	275	3.2	7.74	BF60-../DHE11LA4C	157	6000	16900
5.5	142	365	2.8	10.31	BF60-../DHE11LA4C	157	6500	18400
5.5	103	500	2.4	14.24	BF60-../DHE11LA4C	157	7100	20000
5.5	87	600	2.4	16.96	BF60-../DHE11LA4C	157	7300	20600
5.5	78	670	2.3	18.81	BF60-../DHE11LA4C	157	7600	21500
5.5	65	800	2.1	22.58	BF60-../DHE11LA4C	157	8000	22600
5.5	59	890	1.95	25.05	BF60-../DHE11LA4C	157	8200	23200
5.5	47	1110	1.7	31.20	BF60-../DHE11LA4C	157	8800	24900
5.5	42.5	1230	1.6	34.62	BF60-../DHE11LA4C	157	9100	25700
5.5	35.5	1470	1.45	41.60	BF60-../DHE11LA4C	157	9600	27100
5.5	32	1640	1.35	46.16	BF60-../DHE11LA4C	157	9900	28000
5.5	27	1940	1.2	54.44	BF60-../DHE11LA4C	157	10500	29700
5.5	24.5	2100	1.1	60.40	BF60-../DHE11LA4C	157	11100	31400
5.5	20.5	2550	0.9	72.15	BF60-../DHE11LA4C	157	12000	34000
5.5	18.5	2800	0.82	80.05	BF60-../DHE11LA4C	157	12600	35600
5.5	31	1690	3.1	47.82	BF70-../DHE11LA4C	236	9100	34000
5.5	26.5	1980	2.6	55.79	BF70-../DHE11LA4C	236	10200	36000
5.5	24	2150	2.4	61.94	BF70-../DHE11LA4C	236	10800	37400
5.5	20.5	2550	2.0	72.26	BF70-../DHE11LA4C	236	12000	39600
5.5	18	2900	1.8	81.82	BF70-../DHE11LA4C	236	12800	41300
5.5	15.5	3350	1.55	95.46	BF70-../DHE11LA4C	236	14000	43700
5.5	14	3750	1.4	105.2	BF70-../DHE11LA4C	236	14700	45100
5.5	12	4350	1.2	122.7	BF70-../DHE11LA4C	236	16100	47700
5.5	11	4750	1.1	133.0	BF70Z-../DHE11LA4C	262	16100	47700
5.5	9.5	5500	0.95	154.0	BF70Z-../DHE11LA4C	262	16100	47700
5.5	8.2	6400	0.81	179.7	BF70Z-../DHE11LA4C	262	16100	47700
5.5	18	2900	3.3	83.16	BF80-../DHE11LA4C	332	18400	65100
5.5	15.5	3350	2.8	94.38	BF80-../DHE11LA4C	332	20300	68500
5.5	14	3750	2.5	107.9	BF80-../DHE11LA4C	332	22400	72300
5.5	12	4350	2.2	122.4	BF80-../DHE11LA4C	332	24500	75000
5.5	10.5	5000	1.9	139.7	BF80-../DHE11LA4C	332	26700	75000
5.5	9.3	5600	1.7	158.5	BF80-../DHE11LA4C	332	29000	75000
5.5	8.0	6500	1.45	184.5	BF80-../DHE11LA4C	332	31800	75000
5.5	7.0	7500	1.25	209.4	BF80-../DHE11LA4C	332	34300	75000
5.5	6.2	8400	1.15	237.1	BF80-../DHE11LA4C	332	36900	75000
5.5	5.5	9500	1.0	269.1	BF80-../DHE11LA4C	332	39600	75000
5.5	5.1	10200	1.05	291.7	BF80Z-../DHE11LA4C	379	39600	75000
5.5	4.3	12200	0.86	347.3	BF80Z-../DHE11LA4C	379	39600	75000
5.5	9.5	5500	3.1	154.8	BF90-../DHE11LA4C	585	30100	100800
5.5	8.2	6400	2.6	178.6	BF90-../DHE11LA4C	585	33400	106700
5.5	7.4	7000	2.4	198.8	BF90-../DHE11LA4C	585	36000	111300
5.5	6.3	8300	2.0	232.6	BF90-../DHE11LA4C	585	39900	118300
5.5	5.7	9200	1.85	259.0	BF90-../DHE11LA4C	585	42800	120000
5.5	5.5	9500	1.95	269.8	BF90Z-../DHE11LA4C	645	42800	120000
5.5	4.9	10700	1.75	300.4	BF90Z-../DHE11LA4C	645	42800	120000
5.5	4.3	12200	1.5	343.6	BF90Z-../DHE11LA4C	645	42800	120000
5.5	3.9	13400	1.4	382.6	BF90Z-../DHE11LA4C	645	42800	120000
5.5	3.2	16400	1.15	456.7	BF90Z-../DHE11LA4C	645	42800	120000
5.5	2.9	18100	1.0	508.5	BF90Z-../DHE11LA4C	645	42800	120000
5.5	2.5	21000	0.88	591.1	BF90Z-../DHE11LA4C	645	42800	120000
5.5	2.3	22800	0.81	658.1	BF90Z-../DHE11LA4C	645	42800	120000

The torques marked (*) are maximum permissible torques for service factor f_B=1.0.

BF-series parallel shaft geared motors

Selection - shaft-mounted geared motors DHE - IE2

7.5 kW



P _N [kW]	n ₂ [1/min]	50 Hz		i [:1]	Type	m [kg]	[N]	[N]
		M ₂ [Nm]	f _B [-]					
7.5	275	260	1.9	5.38	BF50-../DHE13LA4	136	4500	-
7.5	190	375	1.5	7.71	BF50-../DHE13LA4	136	5100	-
7.5	137	520	1.3	10.68	BF50-../DHE13LA4	136	5600	-
7.5	100	710	1.1	14.65	BF50-../DHE13LA4	136	6100	-
7.5	88	810	1.15	16.70	BF50-../DHE13LA4	136	6200	-
7.5	79	900	1.1	18.68	BF50-../DHE13LA4	136	6400	-
7.5	64	1110	1.0	23.14	BF50-../DHE13LA4	136	6800	-
7.5	57	1250	0.93	25.88	BF50-../DHE13LA4	136	7100	-
7.5	46.5	1540	0.82	31.73	BF50-../DHE13LA4	136	7500	-
7.5	280	255	3.0	5.22	BF60-../DHE13LA4	169	5200	14800
7.5	189	375	2.3	7.74	BF60-../DHE13LA4	169	6000	16900
7.5	142	500	2.0	10.31	BF60-../DHE13LA4	169	6500	18400
7.5	103	690	1.75	14.24	BF60-../DHE13LA4	169	7100	20000
7.5	87	820	1.75	16.96	BF60-../DHE13LA4	169	7300	20600
7.5	78	910	1.65	18.81	BF60-../DHE13LA4	169	7600	21500
7.5	65	1100	1.5	22.58	BF60-../DHE13LA4	169	8000	22600
7.5	59	1210	1.45	25.05	BF60-../DHE13LA4	169	8200	23200
7.5	47	1520	1.25	31.20	BF60-../DHE13LA4	169	8800	24900
7.5	42.5	1680	1.2	34.62	BF60-../DHE13LA4	169	9100	25700
7.5	35.5	2000	1.05	41.60	BF60-../DHE13LA4	169	9600	27100
7.5	32	2200	1.0	46.16	BF60-../DHE13LA4	169	9900	28000
7.5	27	2650	0.87	54.44	BF60-../DHE13LA4	169	10500	29700
7.5	40	1790	2.9	36.88	BF70-../DHE13LA4	248	7900	31100
7.5	34	2100	2.5	43.02	BF70-../DHE13LA4	248	8700	32800
7.5	31	2300	2.3	47.82	BF70-../DHE13LA4	248	9100	34000
7.5	26.5	2700	1.95	55.79	BF70-../DHE13LA4	248	10200	36000
7.5	24	2950	1.75	61.94	BF70-../DHE13LA4	248	10800	37400
7.5	20.5	3450	1.5	72.26	BF70-../DHE13LA4	248	12000	39600
7.5	18	3950	1.3	81.82	BF70-../DHE13LA4	248	12800	41300
7.5	15.5	4600	1.15	95.46	BF70-../DHE13LA4	248	14000	43700
7.5	14	5100	1.0	105.2	BF70-../DHE13LA4	248	14700	45100
7.5	12	5900	0.88	122.7	BF70-../DHE13LA4	248	16100	47700
7.5	11	6500	0.8	133.0	BF70Z-../DHE13LA4	273	16100	47700
7.5	24	2950	3.2	61.55	BF80-../DHE13LA4	344	14800	58100
7.5	21	3400	2.8	69.86	BF80-../DHE13LA4	344	15900	60600
7.5	18	3950	2.4	83.16	BF80-../DHE13LA4	344	18400	65100
7.5	15.5	4600	2.1	94.38	BF80-../DHE13LA4	344	20300	68500
7.5	14	5100	1.85	107.9	BF80-../DHE13LA4	344	22400	72300
7.5	12	5900	1.6	122.4	BF80-../DHE13LA4	344	24500	75000
7.5	10.5	6800	1.4	139.7	BF80-../DHE13LA4	344	26700	75000
7.5	9.3	7700	1.25	158.5	BF80-../DHE13LA4	344	29000	75000
7.5	8.0	8900	1.05	184.5	BF80-../DHE13LA4	344	31800	75000
7.5	7.0	10200	0.93	209.4	BF80-../DHE13LA4	344	34300	75000
7.5	6.2	11500	0.83	237.1	BF80-../DHE13LA4	344	36900	75000
7.5	14	5100	3.3	107.5	BF90-../DHE13LA4	596	22300	86900
7.5	12.5	5700	2.9	119.7	BF90-../DHE13LA4	596	24500	90800
7.5	10.5	6800	2.5	139.1	BF90-../DHE13LA4	596	27700	96300
7.5	9.5	7500	2.2	154.8	BF90-../DHE13LA4	596	30100	100800
7.5	8.2	8700	1.95	178.6	BF90-../DHE13LA4	596	33400	106700
7.5	7.4	9600	1.75	198.8	BF90-../DHE13LA4	596	36000	111300
7.5	6.3	11300	1.5	232.6	BF90-../DHE13LA4	596	39900	118300
7.5	5.7	12500	1.35	259.0	BF90-../DHE13LA4	596	42800	120000
7.5	5.5	13000	1.4	269.8	BF90Z-../DHE13LA4	657	42800	120000
7.5	4.9	14600	1.25	300.4	BF90Z-../DHE13LA4	657	42800	120000
7.5	4.3	16600	1.1	343.6	BF90Z-../DHE13LA4	657	42800	120000
7.5	3.9	18300	1.0	382.6	BF90Z-../DHE13LA4	657	42800	120000
7.5	3.2	22300	0.83	456.7	BF90Z-../DHE13LA4	657	42800	120000

The torques marked (*) are maximum permissible torques for service factor f_B=1.0.

BF-series parallel shaft geared motors

Selection - shaft-mounted geared motors DHE - IE2

9.5 kW



P _N [kW]	n ₂ [1/min]	50 Hz		i [:1]	Type	m [kg]		
		M ₂ [Nm]	f _B [—]				[N]	[N]
9.5	275	325	1.55	5.38	BF50-../DHE16MB4	160	4500	-
9.5	191	475	1.2	7.71	BF50-../DHE16MB4	160	5100	-
9.5	138	650	1.05	10.68	BF50-../DHE16MB4	160	5600	-
9.5	101	890	0.89	14.65	BF50-../DHE16MB4	160	6100	-
9.5	89	1010	0.94	16.70	BF50-../DHE16MB4	160	6200	-
9.5	79	1140	0.88	18.68	BF50-../DHE16MB4	160	6400	-
9.5	285	315	2.4	5.22	BF60-../DHE16MB4	193	5200	14800
9.5	190	475	1.85	7.74	BF60-../DHE16MB4	193	6000	16900
9.5	143	630	1.6	10.31	BF60-../DHE16MB4	193	6500	18400
9.5	104	870	1.35	14.24	BF60-../DHE16MB4	193	7100	20000
9.5	87	1040	1.4	16.96	BF60-../DHE16MB4	193	7300	20600
9.5	79	1140	1.35	18.81	BF60-../DHE16MB4	193	7600	21500
9.5	66	1370	1.2	22.58	BF60-../DHE16MB4	193	8000	22600
9.5	59	1530	1.15	25.05	BF60-../DHE16MB4	193	8200	23200
9.5	47.5	1910	0.99	31.20	BF60-../DHE16MB4	193	8800	24900
9.5	42.5	2100	0.95	34.62	BF60-../DHE16MB4	193	9100	25700
9.5	35.5	2550	0.84	41.60	BF60-../DHE16MB4	193	9600	27100
9.5	32	2800	0.8	46.16	BF60-../DHE16MB4	193	9900	28000
9.5	60	1510	3.3	24.55	BF70-../DHE16MB4	276	7000	27700
9.5	54	1680	3.1	27.29	BF70-../DHE16MB4	276	7000	28400
9.5	46.5	1950	2.7	31.84	BF70-../DHE16MB4	276	7700	30000
9.5	40	2250	2.3	36.88	BF70-../DHE16MB4	276	7900	31100
9.5	34.5	2600	2.0	43.02	BF70-../DHE16MB4	276	8700	32800
9.5	31	2900	1.8	47.82	BF70-../DHE16MB4	276	9100	34000
9.5	26.5	3400	1.55	55.79	BF70-../DHE16MB4	276	10200	36000
9.5	24	3750	1.4	61.94	BF70-../DHE16MB4	276	10800	37400
9.5	20.5	4400	1.2	72.26	BF70-../DHE16MB4	276	12000	39600
9.5	18	5000	1.05	81.82	BF70-../DHE16MB4	276	12800	41300
9.5	15.5	5800	0.9	95.46	BF70-../DHE16MB4	276	14000	43700
9.5	14	6400	0.81	105.2	BF70-../DHE16MB4	276	14700	45100
9.5	31	2900	3.0	47.46	BF80-../DHE16MB4	372	13400	53700
9.5	27.5	3250	2.8	53.86	BF80-../DHE16MB4	372	14000	55800
9.5	24	3750	2.5	61.55	BF80-../DHE16MB4	372	14800	58100
9.5	21.5	4200	2.3	69.86	BF80-../DHE16MB4	372	15900	60600
9.5	18	5000	1.9	83.16	BF80-../DHE16MB4	372	18400	65100
9.5	16	5600	1.7	94.38	BF80-../DHE16MB4	372	20300	68500
9.5	14	6400	1.5	107.9	BF80-../DHE16MB4	372	22400	72300
9.5	12.5	7200	1.3	122.4	BF80-../DHE16MB4	372	24500	75000
9.5	11	8200	1.15	139.7	BF80-../DHE16MB4	372	26700	75000
9.5	9.3	9700	0.98	158.5	BF80-../DHE16MB4	372	29000	75000
9.5	8.0	11300	0.84	184.5	BF80-../DHE16MB4	372	31800	75000
9.5	16.5	5400	3.1	90.02	BF90-../DHE16MB4	620	18900	80600
9.5	14	6400	2.6	107.5	BF90-../DHE16MB4	620	22300	86900
9.5	12.5	7200	2.3	119.7	BF90-../DHE16MB4	620	24500	90800
9.5	11	8200	2.0	139.1	BF90-../DHE16MB4	620	27700	96300
9.5	9.5	9500	1.75	154.8	BF90-../DHE16MB4	620	30100	100800
9.5	8.3	10900	1.55	178.6	BF90-../DHE16MB4	620	33400	106700
9.5	7.4	12200	1.4	198.8	BF90-../DHE16MB4	620	36000	111300
9.5	6.4	14100	1.2	232.6	BF90-../DHE16MB4	620	39900	118300
9.5	5.7	15900	1.05	259.0	BF90-../DHE16MB4	620	42800	120000
9.5	5.5	16400	1.15	269.8	BF90Z-../DHE16MB4	681	42800	120000
9.5	4.9	18500	1.0	300.4	BF90Z-../DHE16MB4	681	42800	120000
9.5	4.3	21000	0.88	343.6	BF90Z-../DHE16MB4	681	42800	120000
9.5	3.9	23200	0.8	382.6	BF90Z-../DHE16MB4	681	42800	120000

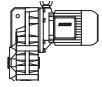
7

The torques marked (*) are maximum permissible torques for service factor f_B=1.0.

BF-series parallel shaft geared motors

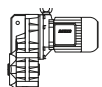
Selection - shaft-mounted geared motors DHE - IE2

11 kW



P _N [kW]	50 Hz			i [:1]	Type	m		
	n ₂ [1/min]	M ₂ [Nm]	f _B [-]			[kg]	[N]	[N]
11	275	380	1.3	5.38	BF50-../DHE16LB4	173	4500	-
11	191	550	1.05	7.71	BF50-../DHE16LB4	173	5100	-
11	138	760	0.89	10.68	BF50-../DHE16LB4	173	5600	-
11	89	1180	0.81	16.70	BF50-../DHE16LB4	173	6200	-
11	285	365	2.1	5.22	BF60-../DHE16LB4	206	5200	14800
11	190	550	1.6	7.74	BF60-../DHE16LB4	206	6000	16900
11	143	730	1.4	10.31	BF60-../DHE16LB4	206	6500	18400
11	104	1010	1.2	14.24	BF60-../DHE16LB4	206	7100	20000
11	87	1200	1.2	16.96	BF60-../DHE16LB4	206	7300	20600
11	79	1320	1.15	18.81	BF60-../DHE16LB4	206	7600	21500
11	66	1590	1.05	22.58	BF60-../DHE16LB4	206	8000	22600
11	59	1780	0.97	25.05	BF60-../DHE16LB4	206	8200	23200
11	47.5	2200	0.86	31.20	BF60-../DHE16LB4	206	8800	24900
11	42.5	2450	0.81	34.62	BF60-../DHE16LB4	206	9100	25700
11	70	1500	3.1	21.04	BF70-../DHE16LB4	289	6400	26300
11	60	1750	2.9	24.55	BF70-../DHE16LB4	289	7000	27700
11	54	1940	2.7	27.29	BF70-../DHE16LB4	289	7000	28400
11	46.5	2250	2.3	31.84	BF70-../DHE16LB4	289	7700	30000
11	40	2600	2.0	36.88	BF70-../DHE16LB4	289	7900	31100
11	34.5	3000	1.75	43.02	BF70-../DHE16LB4	289	8700	32800
11	31	3350	1.55	47.82	BF70-../DHE16LB4	289	9100	34000
11	26.5	3950	1.3	55.79	BF70-../DHE16LB4	289	10200	36000
11	24	4350	1.2	61.94	BF70-../DHE16LB4	289	10800	37400
11	20.5	5100	1.0	72.26	BF70-../DHE16LB4	289	12000	39600
11	18	5800	0.9	81.82	BF70-../DHE16LB4	289	12800	41300
11	44	2350	3.3	33.61	BF80-../DHE16LB4	385	11700	48400
11	39	2650	3.0	38.14	BF80-../DHE16LB4	385	12200	50300
11	31	3350	2.6	47.46	BF80-../DHE16LB4	385	13400	53700
11	27.5	3800	2.4	53.86	BF80-../DHE16LB4	385	14000	55800
11	24	4350	2.1	61.55	BF80-../DHE16LB4	385	14800	58100
11	21.5	4850	1.95	69.86	BF80-../DHE16LB4	385	15900	60600
11	18	5800	1.65	83.16	BF80-../DHE16LB4	385	18400	65100
11	16	6500	1.45	94.38	BF80-../DHE16LB4	385	20300	68500
11	14	7500	1.25	107.9	BF80-../DHE16LB4	385	22400	72300
11	12.5	8400	1.15	122.4	BF80-../DHE16LB4	385	24500	75000
11	11	9500	1.0	139.7	BF80-../DHE16LB4	385	26700	75000
11	9.3	11200	0.85	158.5	BF80-../DHE16LB4	385	29000	75000
11	21	5000	3.2	70.69	BF90-../DHE16LB4	632	16800	74700
11	18.5	5600	3.0	80.85	BF90-../DHE16LB4	632	17500	77500
11	16.5	6300	2.7	90.02	BF90-../DHE16LB4	632	18900	80600
11	14	7500	2.2	107.5	BF90-../DHE16LB4	632	22300	86900
11	12.5	8400	2.0	119.7	BF90-../DHE16LB4	632	24500	90800
11	11	9500	1.75	139.1	BF90-../DHE16LB4	632	27700	96300
11	9.5	11000	1.55	154.8	BF90-../DHE16LB4	632	30100	100800
11	8.3	12600	1.35	178.6	BF90-../DHE16LB4	632	33400	106700
11	7.4	14100	1.2	198.8	BF90-../DHE16LB4	632	36000	111300
11	6.4	16400	1.0	232.6	BF90-../DHE16LB4	632	39900	118300
11	5.7	18400	0.91	259.0	BF90-../DHE16LB4	632	42800	120000
11	5.5	19100	0.97	269.8	BF90Z-../DHE16LB4	694	42800	120000
11	4.9	21400	0.86	300.4	BF90Z-../DHE16LB4	694	42800	120000

15 kW



P _N [kW]	50 Hz			i [:1]	Type	m		
	n ₂ [1/min]	M ₂ [Nm]	f _B [-]			[kg]	[N]	[N]
15	275	520	0.96	5.38	BF50-../DHE16XB4	183	4500	-
15	285	500	1.5	5.22	BF60-../DHE16XB4	216	5200	14800
15	190	750	1.15	7.74	BF60-../DHE16XB4	216	6000	16900
15	143	1000	1.0	10.31	BF60-../DHE16XB4	216	6500	18400
15	104	1370	0.87	14.24	BF60-../DHE16XB4	216	7100	20000

The torques marked (*) are maximum permissible torques for service factor f_B=1.0.

BF-series parallel shaft geared motors

Selection - shaft-mounted geared motors DHE - IE2

15 kW



P _N [kW]	n ₂ [1/min]	50 Hz		i [:1]	Type	m		
		M ₂ [Nm]	f _B [-]			[kg]	[N]	[N]
15	87	1640	0.88	16.96	BF60-../DHE16XB4	216	7300	20600
15	79	1810	0.84	18.81	BF60-../DHE16XB4	216	7600	21500
15	99	1440	2.5	14.90	BF70-../DHE16XB4	299	5900	24000
15	85	1680	2.5	17.39	BF70-../DHE16XB4	299	6200	25000
15	70	2000	2.3	21.04	BF70-../DHE16XB4	299	6400	26300
15	60	2350	2.1	24.55	BF70-../DHE16XB4	299	7000	27700
15	54	2650	1.95	27.29	BF70-../DHE16XB4	299	7000	28400
15	46.5	3050	1.7	31.84	BF70-../DHE16XB4	299	7700	30000
15	40	3550	1.45	36.88	BF70-../DHE16XB4	299	7900	31100
15	34.5	4150	1.25	43.02	BF70-../DHE16XB4	299	8700	32800
15	31	4600	1.15	47.82	BF70-../DHE16XB4	299	9100	34000
15	26.5	5400	0.96	55.79	BF70-../DHE16XB4	299	10200	36000
15	24	5900	0.88	61.94	BF70-../DHE16XB4	299	10800	37400
15	90	1590	3.3	16.49	BF80-../DHE16XB4	395	11400	41400
15	64	2200	2.9	23.29	BF80-../DHE16XB4	395	11800	44900
15	49	2900	2.5	30.21	BF80-../DHE16XB4	395	12300	47900
15	44	3250	2.4	33.61	BF80-../DHE16XB4	395	11700	48400
15	39	3650	2.2	38.14	BF80-../DHE16XB4	395	12200	50300
15	31	4600	1.85	47.46	BF80-../DHE16XB4	395	13400	53700
15	27.5	5200	1.7	53.86	BF80-../DHE16XB4	395	14000	55800
15	24	5900	1.6	61.55	BF80-../DHE16XB4	395	14800	58100
15	21.5	6600	1.45	69.86	BF80-../DHE16XB4	395	15900	60600
15	18	7900	1.2	83.16	BF80-../DHE16XB4	395	18400	65100
15	16	8900	1.05	94.38	BF80-../DHE16XB4	395	20300	68500
15	14	10200	0.93	107.9	BF80-../DHE16XB4	395	22400	72300
15	12.5	11400	0.83	122.4	BF80-../DHE16XB4	395	24500	75000
15	32	4450	3.2	46.43	BF90-../DHE16XB4	642	13800	65500
15	28.5	5000	2.9	51.70	BF90-../DHE16XB4	642	14600	67800
15	23.5	6000	2.6	63.49	BF90-../DHE16XB4	642	15800	72000
15	21	6800	2.3	70.69	BF90-../DHE16XB4	642	16800	74700
15	18.5	7700	2.1	80.85	BF90-../DHE16XB4	642	17500	77500
15	16.5	8600	1.95	90.02	BF90-../DHE16XB4	642	18900	80600
15	14	10200	1.65	107.5	BF90-../DHE16XB4	642	22300	86900
15	12.5	11400	1.45	119.7	BF90-../DHE16XB4	642	24500	90800
15	11	13000	1.3	139.1	BF90-../DHE16XB4	642	27700	96300
15	9.5	15000	1.1	154.8	BF90-../DHE16XB4	642	30100	100800
15	8.3	17200	0.98	178.6	BF90-../DHE16XB4	642	33400	106700
15	7.4	19300	0.87	198.8	BF90-../DHE16XB4	642	36000	111300

7

18.5 kW



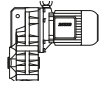
P _N [kW]	n ₂ [1/min]	50 Hz		i [:1]	Type	m		
		M ₂ [Nm]	f _B [-]			[kg]	[N]	[N]
18.5	285	610	1.25	5.22	BF60-../DHE18LB4	263	5200	14800
18.5	190	920	0.94	7.74	BF60-../DHE18LB4	263	6000	16900
18.5	143	1230	0.82	10.31	BF60-../DHE18LB4	263	6500	18400
18.5	143	1230	2.0	10.32	BF70-../DHE18LB4	340	4600	18700
18.5	123	1430	2.1	12.04	BF70-../DHE18LB4	340	4900	19700
18.5	99	1780	2.1	14.90	BF70-../DHE18LB4	340	5900	24000
18.5	85	2050	2.1	17.39	BF70-../DHE18LB4	340	6200	25000
18.5	70	2500	1.85	21.04	BF70-../DHE18LB4	340	6400	26300
18.5	60	2900	1.75	24.55	BF70-../DHE18LB4	340	7000	27700
18.5	54	3250	1.6	27.29	BF70-../DHE18LB4	340	7000	28400
18.5	46.5	3750	1.4	31.84	BF70-../DHE18LB4	340	7700	30000
18.5	40	4400	1.2	36.88	BF70-../DHE18LB4	340	7900	31100
18.5	34.5	5100	1.0	43.02	BF70-../DHE18LB4	340	8700	32800
18.5	31	5600	0.93	47.82	BF70-../DHE18LB4	340	9100	34000
18.5	129	1360	2.7	11.42	BF80-../DHE18LB4	436	8900	32200
18.5	90	1960	2.7	16.49	BF80-../DHE18LB4	436	11400	41400
18.5	64	2750	2.3	23.29	BF80-../DHE18LB4	436	11800	44900

The torques marked (*) are maximum permissible torques for service factor f_B=1.0.

BF-series parallel shaft geared motors

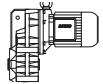
Selection - shaft-mounted geared motors DHE - IE2

18.5 kW



P _N [kW]	n ₂ [1/min]	50 Hz		i [:1]	Type	m		
		M ₂ [Nm]	f _B [—]			[kg]	[N]	[N]
18.5	49	3600	2.0	30.21	BF80-../DHE18LB4	436	12300	47900
18.5	44	4000	1.95	33.61	BF80-../DHE18LB4	436	11700	48400
18.5	39	4500	1.8	38.14	BF80-../DHE18LB4	436	12200	50300
18.5	31	5600	1.55	47.46	BF80-../DHE18LB4	436	13400	53700
18.5	27.5	6400	1.4	53.86	BF80-../DHE18LB4	436	14000	55800
18.5	24	7300	1.25	61.55	BF80-../DHE18LB4	436	14800	58100
18.5	21.5	8200	1.15	69.86	BF80-../DHE18LB4	436	15900	60600
18.5	18	9800	0.97	83.16	BF80-../DHE18LB4	436	18400	65100
18.5	16	11000	0.86	94.38	BF80-../DHE18LB4	436	20300	68500
18.5	44	4000	3.2	33.71	BF90-../DHE18LB4	688	11900	59300
18.5	39.5	4450	3.0	37.54	BF90-../DHE18LB4	688	12700	61500
18.5	32	5500	2.6	46.43	BF90-../DHE18LB4	688	13800	65500
18.5	28.5	6100	2.4	51.70	BF90-../DHE18LB4	688	14600	67800
18.5	23.5	7500	2.1	63.49	BF90-../DHE18LB4	688	15800	72000
18.5	21	8400	1.9	70.69	BF90-../DHE18LB4	688	16800	74700
18.5	18.5	9500	1.75	80.85	BF90-../DHE18LB4	688	17500	77500
18.5	16.5	10700	1.55	90.02	BF90-../DHE18LB4	688	18900	80600
18.5	14	12600	1.35	107.5	BF90-../DHE18LB4	688	22300	86900
18.5	12.5	14100	1.2	119.7	BF90-../DHE18LB4	688	24500	90800
18.5	11	16000	1.05	139.1	BF90-../DHE18LB4	688	27700	96300
18.5	9.5	18500	0.91	154.8	BF90-../DHE18LB4	688	30100	100800

22 kW



P _N [kW]	n ₂ [1/min]	50 Hz		i [:1]	Type	m		
		M ₂ [Nm]	f _B [—]			[kg]	[N]	[N]
22	285	730	1.05	5.22	BF60-../DHE18XB4	281	5200	14800
22	143	1460	1.7	10.32	BF70-../DHE18XB4	358	4600	18700
22	123	1700	1.75	12.04	BF70-../DHE18XB4	358	4900	19700
22	99	2100	1.75	14.90	BF70-../DHE18XB4	358	5900	24000
22	85	2450	1.75	17.39	BF70-../DHE18XB4	358	6200	25000
22	70	3000	1.55	21.04	BF70-../DHE18XB4	358	6400	26300
22	60	3500	1.45	24.55	BF70-../DHE18XB4	358	7000	27700
22	54	3850	1.35	27.29	BF70-../DHE18XB4	358	7000	28400
22	46.5	4500	1.15	31.84	BF70-../DHE18XB4	358	7700	30000
22	40	5200	1.0	36.88	BF70-../DHE18XB4	358	7900	31100
22	34.5	6000	0.87	43.02	BF70-../DHE18XB4	358	8700	32800
22	129	1620	2.3	11.42	BF80-../DHE18XB4	454	8900	32200
22	90	2300	2.3	16.49	BF80-../DHE18XB4	454	11400	41400
22	64	3250	1.95	23.29	BF80-../DHE18XB4	454	11800	44900
22	49	4250	1.65	30.21	BF80-../DHE18XB4	454	12300	47900
22	44	4750	1.65	33.61	BF80-../DHE18XB4	454	11700	48400
22	39	5300	1.5	38.14	BF80-../DHE18XB4	454	12200	50300
22	31	6700	1.3	47.46	BF80-../DHE18XB4	454	13400	53700
22	27.5	7600	1.2	53.86	BF80-../DHE18XB4	454	14000	55800
22	24	8700	1.05	61.55	BF80-../DHE18XB4	454	14800	58100
22	21.5	9700	0.98	69.86	BF80-../DHE18XB4	454	15900	60600
22	18	11600	0.82	83.16	BF80-../DHE18XB4	454	18400	65100
22	44	4750	2.7	33.71	BF90-../DHE18XB4	706	11900	59300
22	39.5	5300	2.5	37.54	BF90-../DHE18XB4	706	12700	61500
22	32	6500	2.2	46.43	BF90-../DHE18XB4	706	13800	65500
22	28.5	7300	2.0	51.70	BF90-../DHE18XB4	706	14600	67800
22	23.5	8900	1.75	63.49	BF90-../DHE18XB4	706	15800	72000
22	21	10000	1.6	70.69	BF90-../DHE18XB4	706	16800	74700
22	18.5	11300	1.45	80.85	BF90-../DHE18XB4	706	17500	77500
22	16.5	12700	1.3	90.02	BF90-../DHE18XB4	706	18900	80600
22	14	15000	1.1	107.5	BF90-../DHE18XB4	706	22300	86900
22	12.5	16800	1.0	119.7	BF90-../DHE18XB4	706	24500	90800
22	11	19100	0.88	139.1	BF90-../DHE18XB4	706	27700	96300

The torques marked (*) are maximum permissible torques for service factor f_B=1.0.

BF-series parallel shaft geared motors

Selection - shaft-mounted geared motors DPE - IE3

0.03 kW



P _N [kW]	n ₂ [1/min]	50 Hz		i [:1]	Type	m		
		M ₂ [Nm]	f _B [—]			[kg]	[N]	[N]
0.03	9.0	31.5	7.6	151.2	BF10Z-../D04LA4	21	6400	-
0.03	8.2	34.5	7.0	166.2	BF10Z-../D04LA4	21	6400	-
0.03	7.5	38	6.3	180.1	BF10Z-../D04LA4	21	6400	-
0.03	6.9	41.5	5.8	198.0	BF10Z-../D04LA4	21	6400	-
0.03	6.3	45	5.3	214.5	BF10Z-../D04LA4	21	6400	-
0.03	5.8	49	4.9	235.8	BF10Z-../D04LA4	21	6400	-
0.03	5.3	54	4.4	257.4	BF10Z-../D04LA4	21	6400	-
0.03	4.8	59	4.1	283.1	BF10Z-../D04LA4	21	6400	-
0.03	4.2	68	3.5	324.3	BF10Z-../D04LA4	21	6400	-
0.03	3.8	75	3.2	356.6	BF10Z-../D04LA4	21	6400	-
0.03	3.6	79	3.0	380.2	BF10Z-../D04LA4	21	6400	-
0.03	3.3	86	2.8	418.0	BF10Z-../D04LA4	21	6400	-
0.03	2.9	98	2.4	469.5	BF10Z-../D04LA4	21	6400	-
0.03	2.6	110	2.2	539.1	BF10Z-../D04LA4	21	6400	-
0.03	2.3	124	1.95	592.8	BF10Z-../D04LA4	21	6400	-
0.03	1.8	97	2.7	768.2	BF10G06-../D04LA4	25	6400	-
0.03	1.6	110	2.4	845.1	BF10G06-../D04LA4	25	6400	-
0.03	1.4	130	2.0	994.0	BF10G06-../D04LA4	25	6400	-
0.03	1.2	159	1.65	1190	BF10G06-../D04LA4	25	6400	-
0.03	0.95	210	1.25	1452	BF10G06-../D04LA4	25	6400	-
0.03	0.8	260*	1.0	1744	BF10G06-../D04LA4	25	6400	-
0.03	0.65	260*	1.0	2096	BF10G06-../D04LA4	25	6400	-
0.03	0.55	260*	1.0	2467	BF10G06-../D04LA4	25	6400	-
0.03	0.46	260*	1.0	2952	BF10G06-../D04LA4	25	6400	-
0.03	0.42	260*	1.0	3220	BF10G06-../D04LA4	25	6400	-
0.03	0.35	260*	1.0	3942	BF10G06-../D04LA4	25	6400	-
0.03	0.3	260*	1.0	4569	BF10G06-../D04LA4	25	6400	-
0.03	0.24	260*	1.0	5709	BF10G06-../D04LA4	25	6400	-
0.03	0.21	260*	1.0	6550	BF10G06-../D04LA4	25	6400	-
0.03	0.19	260*	1.0	7144	BF10G06-../D04LA4	25	6400	-
0.03	0.16	260*	1.0	8681	BF10G06-../D04LA4	25	6400	-
0.03	0.15	260*	1.0	9471	BF10G06-../D04LA4	25	6400	-
0.03	1.2	162	2.8	1140	BF20G06-../D04LA4	31	7900	-
0.03	1.0	200	2.3	1392	BF20G06-../D04LA4	31	7900	-
0.03	0.9	230	2.0	1533	BF20G06-../D04LA4	31	7900	-
0.03	0.8	265	1.75	1764	BF20G06-../D04LA4	31	7900	-
0.03	0.65	345	1.35	2192	BF20G06-../D04LA4	31	7900	-
0.03	0.55	410	1.1	2579	BF20G06-../D04LA4	31	7900	-
0.03	0.48	460*	1.0	2829	BF20G06-../D04LA4	31	7900	-
0.03	0.44	460*	1.0	3086	BF20G06-../D04LA4	31	7900	-
0.03	0.36	460*	1.0	3778	BF20G06-../D04LA4	31	7900	-
0.03	0.31	460*	1.0	4379	BF20G06-../D04LA4	31	7900	-
0.03	0.25	460*	1.0	5471	BF20G06-../D04LA4	31	7900	-
0.03	0.2	460*	1.0	6847	BF20G06-../D04LA4	31	7900	-
0.03	0.17	460*	1.0	8320	BF20G06-../D04LA4	31	7900	-
0.03	0.15	460*	1.0	9077	BF20G06-../D04LA4	31	7900	-
0.03	1.0	200	3.2	1404	BF30G06-../D04LA4	41	7400	-
0.03	0.85	245	2.6	1686	BF30G06-../D04LA4	41	7400	-
0.03	0.7	315	2.0	2026	BF30G06-../D04LA4	41	7400	-
0.03	0.6	370	1.7	2386	BF30G06-../D04LA4	41	7400	-
0.03	0.48	485	1.3	2854	BF30G06-../D04LA4	41	7400	-
0.03	0.39	610	1.05	3493	BF30G06-../D04LA4	41	7400	-
0.03	0.36	630*	1.0	3811	BF30G06-../D04LA4	41	7400	-
0.03	0.31	630*	1.0	4417	BF30G06-../D04LA4	41	7400	-
0.03	0.27	630*	1.0	5060	BF30G06-../D04LA4	41	7400	-
0.03	0.22	630*	1.0	6333	BF30G06-../D04LA4	41	7400	-
0.03	0.19	630*	1.0	7206	BF30G06-../D04LA4	41	7400	-
0.03	0.18	630*	1.0	7861	BF30G06-../D04LA4	41	7400	-
0.03	0.15	630*	1.0	9157	BF30G06-../D04LA4	41	7400	-

The torques marked (*) are maximum permissible torques for service factor f_B=1.0.

BF-series parallel shaft geared motors

Selection - shaft-mounted geared motors DPE - IE3

0.04 kW



P _N [kW]	n ₂ [1/min]	50 Hz		i [:1]	Type	m		
		M ₂ [Nm]	f _B [-]			[kg]	[N]	[N]
0.04	9.0	42	5.7	151.2	BF10Z-../D04LA4	21	6400	-
0.04	8.2	46.5	5.2	166.2	BF10Z-../D04LA4	21	6400	-
0.04	7.5	50	4.8	180.1	BF10Z-../D04LA4	21	6400	-
0.04	6.9	55	4.4	198.0	BF10Z-../D04LA4	21	6400	-
0.04	6.3	60	4.0	214.5	BF10Z-../D04LA4	21	6400	-
0.04	5.8	65	3.7	235.8	BF10Z-../D04LA4	21	6400	-
0.04	5.3	72	3.3	257.4	BF10Z-../D04LA4	21	6400	-
0.04	4.8	79	3.0	283.1	BF10Z-../D04LA4	21	6400	-
0.04	4.2	90	2.7	324.3	BF10Z-../D04LA4	21	6400	-
0.04	3.8	100	2.4	356.6	BF10Z-../D04LA4	21	6400	-
0.04	3.6	106	2.3	380.2	BF10Z-../D04LA4	21	6400	-
0.04	3.3	115	2.1	418.0	BF10Z-../D04LA4	21	6400	-
0.04	2.9	131	1.85	469.5	BF10Z-../D04LA4	21	6400	-
0.04	2.6	146	1.65	539.1	BF10Z-../D04LA4	21	6400	-
0.04	2.3	166	1.45	592.8	BF10Z-../D04LA4	21	6400	-
0.04	2.1	119	2.2	643.8	BF10G06-../D04LA4	25	6400	-
0.04	1.8	150	1.75	768.2	BF10G06-../D04LA4	25	6400	-
0.04	1.6	170	1.55	845.1	BF10G06-../D04LA4	25	6400	-
0.04	1.4	199	1.3	994.0	BF10G06-../D04LA4	25	6400	-
0.04	1.2	235	1.1	1190	BF10G06-../D04LA4	25	6400	-
0.04	3.0	127	3.3	460.0	BF20Z-../D04LA4	28	7900	-
0.04	1.9	141	3.3	736.1	BF20G06-../D04LA4	31	7900	-
0.04	1.7	159	2.9	810.0	BF20G06-../D04LA4	31	7900	-
0.04	1.5	183	2.5	952.7	BF20G06-../D04LA4	31	7900	-
0.04	1.2	240	1.9	1140	BF20G06-../D04LA4	31	7900	-
0.04	1.0	295	1.55	1392	BF20G06-../D04LA4	31	7900	-
0.04	0.9	335	1.35	1533	BF20G06-../D04LA4	31	7900	-
0.04	0.8	385	1.2	1764	BF20G06-../D04LA4	31	7900	-
0.04	1.2	240	2.6	1150	BF30G06-../D04LA4	41	7400	-
0.04	1.1	265	2.4	1286	BF30G06-../D04LA4	41	7400	-
0.04	1.0	295	2.1	1404	BF30G06-../D04LA4	41	7400	-
0.04	0.85	355	1.75	1686	BF30G06-../D04LA4	41	7400	-
0.04	0.7	450	1.4	2026	BF30G06-../D04LA4	41	7400	-
0.04	0.6	530	1.2	2386	BF30G06-../D04LA4	41	7400	-

0.06 kW



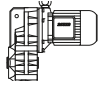
P _N [kW]	n ₂ [1/min]	50 Hz		i [:1]	Type	m		
		M ₂ [Nm]	f _B [-]			[kg]	[N]	[N]
0.06	24	23.5	10	56.39	BF10-../D06LA4	23	4550	-
0.06	22	26	9.2	61.55	BF10-../D06LA4	23	4700	-
0.06	20	28.5	8.4	67.69	BF10-../D06LA4	23	4900	-
0.06	17.5	32.5	7.4	77.55	BF10-../D06LA4	23	5100	-
0.06	16	35.5	6.8	85.27	BF10-../D06LA4	23	5300	-
0.06	15	38	6.3	90.91	BF10-../D06LA4	23	5400	-
0.06	14	40.5	5.9	99.97	BF10-../D06LA4	23	5600	-
0.06	12.5	45.5	5.3	112.3	BF10-../D06LA4	23	5900	-
0.06	11	52	4.6	123.5	BF10-../D06LA4	23	6100	-
0.06	10.5	54	4.4	128.9	BF10-../D06LA4	23	6200	-
0.06	9.6	59	4.1	141.8	BF10-../D06LA4	23	6400	-
0.06	7.5	76	3.2	180.1	BF10Z-../D06LA4	24	6400	-
0.06	6.9	83	2.9	198.0	BF10Z-../D06LA4	24	6400	-
0.06	6.3	90	2.7	214.5	BF10Z-../D06LA4	24	6400	-
0.06	5.8	98	2.4	235.8	BF10Z-../D06LA4	24	6400	-
0.06	5.3	108	2.2	257.4	BF10Z-../D06LA4	24	6400	-
0.06	4.8	119	2.0	283.1	BF10Z-../D06LA4	24	6400	-
0.06	4.2	136	1.75	324.3	BF10Z-../D06LA4	24	6400	-
0.06	3.8	150	1.6	356.6	BF10Z-../D06LA4	24	6400	-
0.06	3.6	159	1.5	380.2	BF10Z-../D06LA4	24	6400	-
0.06	3.3	173	1.4	418.0	BF10Z-../D06LA4	24	6400	-
0.06	2.9	197	1.2	469.5	BF10Z-../D06LA4	24	6400	-
0.06	2.6	220	1.1	539.1	BF10Z-../D06LA4	24	6400	-
0.06	2.3	245	0.98	592.8	BF10Z-../D06LA4	24	6400	-

The torques marked (*) are maximum permissible torques for service factor f_B=1.0.

BF-series parallel shaft geared motors

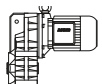
Selection - shaft-mounted geared motors DPE - IE3

0.06 kW



P _N [kW]	50 Hz			i [:1]	Type	m		
	n ₂ [1/min]	M ₂ [Nm]	f _B [—]			[kg]	[N]	[N]
0.06	2.1	210	1.25	643.8	BF10G06-../D06LA4	28	6400	-
0.06	1.8	255	1.0	768.2	BF10G06-../D06LA4	28	6400	-
0.06	1.6	290	0.9	845.1	BF10G06-../D06LA4	28	6400	-
0.06	4.2	136	3.1	325.2	BF20Z-../D06LA4	31	7900	-
0.06	4.0	143	2.9	339.1	BF20Z-../D06LA4	31	7900	-
0.06	3.7	154	2.7	373.1	BF20Z-../D06LA4	31	7900	-
0.06	3.3	173	2.4	418.1	BF20Z-../D06LA4	31	7900	-
0.06	3.0	191	2.2	460.0	BF20Z-../D06LA4	31	7900	-
0.06	2.7	157	2.9	513.7	BF20G06-../D06LA4	34	7900	-
0.06	2.2	200	2.3	617.0	BF20G06-../D06LA4	34	7900	-
0.06	1.9	240	1.9	736.1	BF20G06-../D06LA4	34	7900	-
0.06	1.7	270	1.7	810.0	BF20G06-../D06LA4	34	7900	-
0.06	1.5	310	1.5	952.7	BF20G06-../D06LA4	34	7900	-
0.06	1.2	400	1.15	1140	BF20G06-../D06LA4	34	7900	-
0.06	1.0	485	0.95	1392	BF20G06-../D06LA4	34	7900	-
0.06	3.3	173	3.3	412.6	BF30Z-../D06LA4	42	7400	-
0.06	3.0	191	3.0	463.3	BF30Z-../D06LA4	42	7400	-
0.06	2.6	220	2.6	537.0	BF30Z-../D06LA4	42	7400	-
0.06	2.3	245	2.3	590.7	BF30Z-../D06LA4	42	7400	-
0.06	2.2	200	3.2	622.4	BF30G06-../D06LA4	45	7400	-
0.06	2.0	225	2.8	705.1	BF30G06-../D06LA4	45	7400	-
0.06	1.7	270	2.3	817.1	BF30G06-../D06LA4	45	7400	-
0.06	1.5	310	2.0	961.1	BF30G06-../D06LA4	45	7400	-
0.06	1.2	400	1.6	1150	BF30G06-../D06LA4	45	7400	-
0.06	1.1	435	1.45	1286	BF30G06-../D06LA4	45	7400	-
0.06	1.0	485	1.3	1404	BF30G06-../D06LA4	45	7400	-
0.06	0.85	580	1.1	1686	BF30G06-../D06LA4	45	7400	-
0.06	0.95	340	2.9	1484	BF40G10-../D06LA4	58	10600	-
0.06	0.75	460	2.2	1810	BF40G10-../D06LA4	58	10600	-
0.06	0.7	500	2.0	1997	BF40G10-../D06LA4	58	10600	-
0.06	0.55	710	1.4	2536	BF40G10-../D06LA4	58	10600	-
0.06	0.49	840	1.2	2810	BF40G10-../D06LA4	58	10600	-
0.06	0.7	520	2.7	2059	BF50G10-../D06LA4	86	13600	-
0.06	0.6	640	2.2	2360	BF50G10-../D06LA4	86	13600	-
0.06	0.49	860	1.65	2810	BF50G10-../D06LA4	86	13600	-
0.06	0.41	1090	1.3	3348	BF50G10-../D06LA4	86	13600	-
0.06	0.34	1370	1.0	4019	BF50G10-../D06LA4	86	13600	-
0.06	0.42	860	2.9	3237	BF60G20-../D06LA4	134	15300	43300
0.06	0.35	1130	2.2	3883	BF60G20-../D06LA4	134	15300	43300
0.06	0.3	1400	1.8	4646	BF60G20-../D06LA4	134	15300	43300
0.06	0.26	1700	1.45	5241	BF60G20-../D06LA4	134	15300	43300
0.06	0.23	1980	1.25	6014	BF60G20-../D06LA4	134	15300	43300
0.06	0.21	2200	1.15	6679	BF60G20-../D06LA4	134	15300	43300
0.06	0.24	1890	3.0	5691	BF70G20-../D06LA4	212	16100	47700
0.06	0.21	2200	2.6	6530	BF70G20-../D06LA4	212	16100	47700
0.06	0.19	2500	2.3	7248	BF70G20-../D06LA4	212	16100	47700
0.06	0.17	2850	2.0	8052	BF70G20-../D06LA4	212	16100	47700

0.09 kW



P _N [kW]	50 Hz			i [:1]	Type	m		
	n ₂ [1/min]	M ₂ [Nm]	f _B [—]			[kg]	[N]	[N]
0.09	34	25	9.6	39.75	BF10-../D06LA4	23	3950	-
0.09	31.5	27	8.9	43.06	BF10-../D06LA4	23	4100	-
0.09	29	29.5	8.1	47.35	BF10-../D06LA4	23	4250	-
0.09	26.5	32	7.5	51.28	BF10-../D06LA4	23	4400	-
0.09	24	35.5	6.8	56.39	BF10-../D06LA4	23	4550	-
0.09	22	39	6.2	61.55	BF10-../D06LA4	23	4700	-
0.09	20	42.5	5.6	67.69	BF10-../D06LA4	23	4900	-

The torques marked (*) are maximum permissible torques for service factor f_B=1.0.

BF-series parallel shaft geared motors

Selection - shaft-mounted geared motors DPE - IE3

0.09 kW



P _N [kW]	50 Hz			i [:1]	Type	m [kg]	[N]	[N]
	n ₂ [1/min]	M ₂ [Nm]	f _B [-]					
0.09	17.5	49	4.9	77.55	BF10-../D06LA4	23	5100	-
0.09	16	53	4.5	85.27	BF10-../D06LA4	23	5300	-
0.09	15	57	4.2	90.91	BF10-../D06LA4	23	5400	-
0.09	14	61	3.9	99.97	BF10-../D06LA4	23	5600	-
0.09	12.5	68	3.5	112.3	BF10-../D06LA4	23	5900	-
0.09	11	78	3.1	123.5	BF10-../D06LA4	23	6100	-
0.09	10.5	81	3.0	128.9	BF10-../D06LA4	23	6200	-
0.09	9.6	89	2.7	141.8	BF10-../D06LA4	23	6400	-
0.09	9.0	95	2.5	151.2	BF10Z-../D06LA4	24	6400	-
0.09	8.2	104	2.3	166.2	BF10Z-../D06LA4	24	6400	-
0.09	7.5	114	2.1	180.1	BF10Z-../D06LA4	24	6400	-
0.09	6.9	124	1.95	198.0	BF10Z-../D06LA4	24	6400	-
0.09	6.3	136	1.75	214.5	BF10Z-../D06LA4	24	6400	-
0.09	5.8	148	1.6	235.8	BF10Z-../D06LA4	24	6400	-
0.09	5.3	162	1.5	257.4	BF10Z-../D06LA4	24	6400	-
0.09	4.8	179	1.35	283.1	BF10Z-../D06LA4	24	6400	-
0.09	4.2	200	1.2	324.3	BF10Z-../D06LA4	24	6400	-
0.09	3.8	225	1.05	356.6	BF10Z-../D06LA4	24	6400	-
0.09	3.6	235	1.0	380.2	BF10Z-../D06LA4	24	6400	-
0.09	3.3	260	0.92	418.0	BF10Z-../D06LA4	24	6400	-
0.09	2.9	295	0.81	469.5	BF10Z-../D06LA4	24	6400	-
0.09	2.6	270	0.96	536.0	BF10G06-../D06LA4	28	6400	-
0.09	6.3	136	3.1	216.9	BF20Z-../D06LA4	31	7900	-
0.09	5.8	148	2.8	235.9	BF20Z-../D06LA4	31	7900	-
0.09	5.3	162	2.6	259.6	BF20Z-../D06LA4	31	7900	-
0.09	4.6	186	2.3	295.5	BF20Z-../D06LA4	31	7900	-
0.09	4.2	200	2.1	325.2	BF20Z-../D06LA4	31	7900	-
0.09	4.0	210	2.0	339.1	BF20Z-../D06LA4	31	7900	-
0.09	3.7	230	1.85	373.1	BF20Z-../D06LA4	31	7900	-
0.09	3.3	260	1.6	418.1	BF20Z-../D06LA4	31	7900	-
0.09	3.0	285	1.45	460.0	BF20Z-../D06LA4	31	7900	-
0.09	2.7	260	1.75	513.7	BF20G06-../D06LA4	34	7900	-
0.09	2.2	330	1.4	617.0	BF20G06-../D06LA4	34	7900	-
0.09	1.9	390	1.2	736.1	BF20G06-../D06LA4	34	7900	-
0.09	1.7	440	1.05	810.0	BF20G06-../D06LA4	34	7900	-
0.09	1.5	500	0.92	952.7	BF20G06-../D06LA4	34	7900	-
0.09	4.7	182	3.2	289.8	BF30Z-../D06LA4	42	7400	-
0.09	4.4	195	2.9	310.7	BF30Z-../D06LA4	42	7400	-
0.09	4.0	210	2.7	341.8	BF30Z-../D06LA4	42	7400	-
0.09	3.6	235	2.4	375.1	BF30Z-../D06LA4	42	7400	-
0.09	3.3	260	2.2	412.6	BF30Z-../D06LA4	42	7400	-
0.09	3.0	285	2.0	463.3	BF30Z-../D06LA4	42	7400	-
0.09	2.6	330	1.75	537.0	BF30Z-../D06LA4	42	7400	-
0.09	2.3	370	1.55	590.7	BF30Z-../D06LA4	42	7400	-
0.09	2.2	330	1.9	622.4	BF30G06-../D06LA4	45	7400	-
0.09	2.0	370	1.7	705.1	BF30G06-../D06LA4	45	7400	-
0.09	1.7	435	1.45	817.1	BF30G06-../D06LA4	45	7400	-
0.09	1.5	500	1.25	961.1	BF30G06-../D06LA4	45	7400	-
0.09	1.2	630	1.0	1150	BF30G06-../D06LA4	45	7400	-
0.09	1.1	690	0.91	1286	BF30G06-../D06LA4	45	7400	-
0.09	1.0	770	0.82	1404	BF30G06-../D06LA4	45	7400	-
0.09	3.0	285	3.2	459.1	BF40Z-../D06LA4	53	10600	-
0.09	2.7	315	2.9	514.6	BF40Z-../D06LA4	53	10600	-
0.09	2.4	355	2.5	566.1	BF40Z-../D06LA4	53	10600	-
0.09	1.5	350	2.9	928.9	BF40G10-../D06LA4	58	10600	-
0.09	1.3	420	2.4	1106	BF40G10-../D06LA4	58	10600	-
0.09	1.1	540	1.85	1324	BF40G10-../D06LA4	58	10600	-
0.09	0.95	640	1.55	1484	BF40G10-../D06LA4	58	10600	-
0.09	0.75	840	1.2	1810	BF40G10-../D06LA4	58	10600	-
0.09	0.7	910	1.1	1997	BF40G10-../D06LA4	58	10600	-
0.09	1.2	500	2.8	1203	BF50G10-../D06LA4	86	13600	-
0.09	1.0	620	2.3	1359	BF50G10-../D06LA4	86	13600	-
0.09	0.9	680	2.1	1520	BF50G10-../D06LA4	86	13600	-
0.09	0.85	730	1.9	1684	BF50G10-../D06LA4	86	13600	-
0.09	0.7	920	1.5	2059	BF50G10-../D06LA4	86	13600	-
0.09	0.6	1120	1.25	2360	BF50G10-../D06LA4	86	13600	-

The torques marked (*) are maximum permissible torques for service factor f_B=1.0.

BF-series parallel shaft geared motors

Selection - shaft-mounted geared motors DPE - IE3

0.09 kW



P _N [kW]	50 Hz			i [:1]	Type	m		
	n ₂ [1/min]	M ₂ [Nm]	f _B [-]			[kg]	[N]	[N]
0.09	0.7	780	3.2	1955	BF60G20-../D06LA4	134	15300	43300
0.09	0.65	860	2.9	2172	BF60G20-../D06LA4	134	15300	43300
0.09	0.49	1250	2.0	2781	BF60G20-../D06LA4	134	15300	43300
0.09	0.42	1540	1.6	3237	BF60G20-../D06LA4	134	15300	43300
0.09	0.35	1950	1.3	3883	BF60G20-../D06LA4	134	15300	43300
0.09	0.3	2350	1.05	4646	BF60G20-../D06LA4	134	15300	43300
0.09	0.34	2000	2.9	4090	BF70G20-../D06LA4	212	16100	47700
0.09	0.3	2350	2.4	4542	BF70G20-../D06LA4	212	16100	47700
0.09	0.27	2650	2.2	5124	BF70G20-../D06LA4	212	16100	47700
0.09	0.24	3050	1.85	5691	BF70G20-../D06LA4	212	16100	47700
0.09	0.21	3600	1.6	6530	BF70G20-../D06LA4	212	16100	47700
0.09	0.19	4000	1.45	7248	BF70G20-../D06LA4	212	16100	47700
0.09	0.17	4550	1.25	8052	BF70G20-../D06LA4	212	16100	47700

0.11 kW



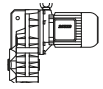
P _N [kW]	50 Hz			i [:1]	Type	m		
	n ₂ [1/min]	M ₂ [Nm]	f _B [-]			[kg]	[N]	[N]
0.11	9.0	116	2.1	151.2	BF10Z-../D04LA4	21	6400	-
0.11	8.2	128	1.9	166.2	BF10Z-../D04LA4	21	6400	-
0.11	7.5	140	1.7	180.1	BF10Z-../D04LA4	21	6400	-
0.11	6.9	152	1.6	198.0	BF10Z-../D04LA4	21	6400	-
0.11	6.3	166	1.45	214.5	BF10Z-../D04LA4	21	6400	-
0.11	5.8	181	1.35	235.8	BF10Z-../D04LA4	21	6400	-
0.11	5.3	198	1.2	257.4	BF10Z-../D04LA4	21	6400	-
0.11	4.8	215	1.1	283.1	BF10Z-../D04LA4	21	6400	-
0.11	4.2	250	0.96	324.3	BF10Z-../D04LA4	21	6400	-
0.11	3.8	275	0.87	356.6	BF10Z-../D04LA4	21	6400	-
0.11	3.6	290	0.83	380.2	BF10Z-../D04LA4	21	6400	-
0.11	3.2	280	0.93	424.5	BF10G06-../D04LA4	25	6400	-
0.11	2.6	260*	1.0	536.0	BF10G06-../D04LA4	25	6400	-
0.11	2.1	260*	1.0	643.8	BF10G06-../D04LA4	25	6400	-
0.11	1.8	260*	1.0	768.2	BF10G06-../D04LA4	25	6400	-
0.11	1.6	260*	1.0	845.1	BF10G06-../D04LA4	25	6400	-
0.11	1.4	260*	1.0	994.0	BF10G06-../D04LA4	25	6400	-
0.11	1.2	260*	1.0	1190	BF10G06-../D04LA4	25	6400	-
0.11	0.95	260*	1.0	1452	BF10G06-../D04LA4	25	6400	-
0.11	0.8	260*	1.0	1744	BF10G06-../D04LA4	25	6400	-
0.11	0.65	260*	1.0	2096	BF10G06-../D04LA4	25	6400	-
0.11	0.55	260*	1.0	2467	BF10G06-../D04LA4	25	6400	-
0.11	0.46	260*	1.0	2952	BF10G06-../D04LA4	25	6400	-
0.11	0.42	260*	1.0	3220	BF10G06-../D04LA4	25	6400	-
0.11	0.35	260*	1.0	3942	BF10G06-../D04LA4	25	6400	-
0.11	0.3	260*	1.0	4569	BF10G06-../D04LA4	25	6400	-
0.11	0.24	260*	1.0	5709	BF10G06-../D04LA4	25	6400	-
0.11	0.21	260*	1.0	6550	BF10G06-../D04LA4	25	6400	-
0.11	0.19	260*	1.0	7144	BF10G06-../D04LA4	25	6400	-
0.11	0.16	260*	1.0	8681	BF10G06-../D04LA4	25	6400	-
0.11	0.15	260*	1.0	9471	BF10G06-../D04LA4	25	6400	-
0.11	8.3	126	3.3	164.3	BF20Z-../D04LA4	28	7900	-
0.11	7.5	140	3.0	180.8	BF20Z-../D04LA4	28	7900	-
0.11	6.9	152	2.8	197.1	BF20Z-../D04LA4	28	7900	-
0.11	6.3	166	2.5	216.9	BF20Z-../D04LA4	28	7900	-
0.11	5.8	181	2.3	235.9	BF20Z-../D04LA4	28	7900	-
0.11	5.3	198	2.1	259.6	BF20Z-../D04LA4	28	7900	-
0.11	4.6	225	1.85	295.5	BF20Z-../D04LA4	28	7900	-
0.11	4.2	250	1.7	325.2	BF20Z-../D04LA4	28	7900	-
0.11	4.0	260	1.6	339.1	BF20Z-../D04LA4	28	7900	-
0.11	3.7	280	1.5	373.1	BF20Z-../D04LA4	28	7900	-
0.11	3.3	315	1.35	418.1	BF20Z-../D04LA4	28	7900	-
0.11	3.0	350	1.2	460.0	BF20Z-../D04LA4	28	7900	-
0.11	2.7	330	1.4	513.7	BF20G06-../D04LA4	31	7900	-
0.11	2.2	415	1.1	617.0	BF20G06-../D04LA4	31	7900	-

The torques marked (*) are maximum permissible torques for service factor f_B=1.0.

BF-series parallel shaft geared motors

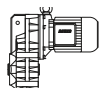
Selection - shaft-mounted geared motors DPE - IE3

0.11 kW



P _N [kW]	50 Hz			i [:1]	Type	m		
	n ₂ [1/min]	M ₂ [Nm]	f _B [—]			[kg]	[N]	[N]
0.11	1.9	490	0.94	736.1	BF20G06-../D04LA4	31	7900	-
0.11	1.7	550	0.84	810.0	BF20G06-../D04LA4	31	7900	-
0.11	1.5	460*	1.0	952.7	BF20G06-../D04LA4	31	7900	-
0.11	1.2	460*	1.0	1140	BF20G06-../D04LA4	31	7900	-
0.11	1.0	460*	1.0	1392	BF20G06-../D04LA4	31	7900	-
0.11	0.9	460*	1.0	1533	BF20G06-../D04LA4	31	7900	-
0.11	0.8	460*	1.0	1764	BF20G06-../D04LA4	31	7900	-
0.11	0.65	460*	1.0	2192	BF20G06-../D04LA4	31	7900	-
0.11	0.55	460*	1.0	2579	BF20G06-../D04LA4	31	7900	-
0.11	0.48	460*	1.0	2829	BF20G06-../D04LA4	31	7900	-
0.11	0.44	460*	1.0	3086	BF20G06-../D04LA4	31	7900	-
0.11	0.36	460*	1.0	3778	BF20G06-../D04LA4	31	7900	-
0.11	0.31	460*	1.0	4379	BF20G06-../D04LA4	31	7900	-
0.11	0.25	460*	1.0	5471	BF20G06-../D04LA4	31	7900	-
0.11	0.2	460*	1.0	6847	BF20G06-../D04LA4	31	7900	-
0.11	0.17	460*	1.0	8320	BF20G06-../D04LA4	31	7900	-
0.11	0.15	460*	1.0	9077	BF20G06-../D04LA4	31	7900	-
0.11	2.2	415	1.5	622.4	BF30G06-../D04LA4	41	7400	-
0.11	2.0	465	1.35	705.1	BF30G06-../D04LA4	41	7400	-
0.11	1.7	550	1.15	817.1	BF30G06-../D04LA4	41	7400	-
0.11	1.5	620	1.0	961.1	BF30G06-../D04LA4	41	7400	-
0.11	1.2	790	0.8	1150	BF30G06-../D04LA4	41	7400	-
0.11	1.1	630*	1.0	1286	BF30G06-../D04LA4	41	7400	-
0.11	1.0	630*	1.0	1404	BF30G06-../D04LA4	41	7400	-
0.11	0.85	630*	1.0	1686	BF30G06-../D04LA4	41	7400	-
0.11	0.7	630*	1.0	2026	BF30G06-../D04LA4	41	7400	-
0.11	0.6	630*	1.0	2386	BF30G06-../D04LA4	41	7400	-
0.11	0.48	630*	1.0	2854	BF30G06-../D04LA4	41	7400	-
0.11	0.39	630*	1.0	3493	BF30G06-../D04LA4	41	7400	-
0.11	0.36	630*	1.0	3811	BF30G06-../D04LA4	41	7400	-
0.11	0.31	630*	1.0	4417	BF30G06-../D04LA4	41	7400	-
0.11	0.27	630*	1.0	5060	BF30G06-../D04LA4	41	7400	-
0.11	0.22	630*	1.0	6333	BF30G06-../D04LA4	41	7400	-
0.11	0.19	630*	1.0	7206	BF30G06-../D04LA4	41	7400	-
0.11	0.18	630*	1.0	7861	BF30G06-../D04LA4	41	7400	-
0.11	0.15	630*	1.0	9157	BF30G06-../D04LA4	41	7400	-

0.12 kW



P _N [kW]	50 Hz			i [:1]	Type	m		
	n ₂ [1/min]	M ₂ [Nm]	f _B [—]			[kg]	[N]	[N]
0.12	153	7.4	9.5	9.21	BF06-../DPE05LA4	10	1900	-
0.12	117	9.7	7.7	12.07	BF06-../DPE05LA4	10	2000	-
0.12	99	11.5	7.4	14.21	BF06-../DPE05LA4	10	2100	-
0.12	83	13.8	6.9	16.99	BF06-../DPE05LA4	10	2500	-
0.12	69	16.6	5.7	20.42	BF06-../DPE05LA4	10	2700	-
0.12	53	21.5	4.4	26.76	BF06-../DPE05LA4	10	3000	-
0.12	45	25	3.8	31.50	BF06-../DPE05LA4	10	3200	-
0.12	37.5	30.5	3.1	37.69	BF06-../DPE05LA4	10	3500	-
0.12	30.5	37.5	2.5	46.14	BF06-../DPE05LA4	10	3800	-
0.12	24.5	46.5	2.0	58.33	BF06-../DPE05LA4	10	4000	-
0.12	21.5	53	1.8	66.82	BF06-../DPE05LA4	10	4000	-
0.12	17	67	1.4	83.61	BF06-../DPE05LA4	10	4000	-
0.12	15	76	1.25	95.16	BF06-../DPE05LA4	10	4000	-
0.12	13	88	0.92	110.8	BF06-../DPE05LA4	10	4000	-
0.12	15.5	73	3.3	90.91	BF10-../DPE06LA4	23	5400	-
0.12	14.5	79	3.0	99.97	BF10-../DPE06LA4	23	5600	-
0.12	12.5	91	2.6	112.3	BF10-../DPE06LA4	23	5900	-
0.12	11.5	99	2.4	123.5	BF10-../DPE06LA4	23	6100	-
0.12	11	104	2.3	128.9	BF10-../DPE06LA4	23	6200	-
0.12	9.9	115	2.1	141.8	BF10-../DPE06LA4	23	6400	-
0.12	9.3	123	1.95	151.2	BF10Z-../DPE06LA4	24	6400	-
0.12	8.5	134	1.8	166.2	BF10Z-../DPE06LA4	24	6400	-

The torques marked (*) are maximum permissible torques for service factor f_B=1.0.

BF-series parallel shaft geared motors

Selection - shaft-mounted geared motors DPE - IE3

0.12 kW



P _N [kW]	n ₂ [1/min]	50 Hz		i [:1]	Type	m [kg]	[N]	[N]
		M ₂ [Nm]	f _B [-]					
0.12	7.8	146	1.65	180.1	BF10Z-../DPE06LA4	24	6400	-
0.12	7.1	161	1.5	198.0	BF10Z-../DPE06LA4	24	6400	-
0.12	6.6	173	1.4	214.5	BF10Z-../DPE06LA4	24	6400	-
0.12	6.0	191	1.25	235.8	BF10Z-../DPE06LA4	24	6400	-
0.12	5.5	205	1.15	257.4	BF10Z-../DPE06LA4	24	6400	-
0.12	5.0	225	1.05	283.1	BF10Z-../DPE06LA4	24	6400	-
0.12	4.4	260	0.92	324.3	BF10Z-../DPE06LA4	24	6400	-
0.12	4.0	285	0.84	356.6	BF10Z-../DPE06LA4	24	6400	-
0.12	3.8	260	1.0	377.9	BF10G06-../DPE06LA4	28	6400	-
0.12	3.3	300	0.87	424.5	BF10G06-../DPE06LA4	28	6400	-
0.12	2.7	260*	1.0	536.0	BF10G06-../DPE06LA4	28	6400	-
0.12	2.2	260*	1.0	643.8	BF10G06-../DPE06LA4	28	6400	-
0.12	1.9	260*	1.0	768.2	BF10G06-../DPE06LA4	28	6400	-
0.12	1.7	260*	1.0	845.1	BF10G06-../DPE06LA4	28	6400	-
0.12	1.5	260*	1.0	994.0	BF10G06-../DPE06LA4	28	6400	-
0.12	1.2	260*	1.0	1190	BF10G06-../DPE06LA4	28	6400	-
0.12	1.0	260*	1.0	1452	BF10G06-../DPE06LA4	28	6400	-
0.12	0.85	260*	1.0	1744	BF10G06-../DPE06LA4	28	6400	-
0.12	0.7	260*	1.0	2096	BF10G06-../DPE06LA4	28	6400	-
0.12	0.6	260*	1.0	2467	BF10G06-../DPE06LA4	28	6400	-
0.12	0.48	260*	1.0	2952	BF10G06-../DPE06LA4	28	6400	-
0.12	0.44	260*	1.0	3220	BF10G06-../DPE06LA4	28	6400	-
0.12	0.36	260*	1.0	3942	BF10G06-../DPE06LA4	28	6400	-
0.12	0.31	260*	1.0	4569	BF10G06-../DPE06LA4	28	6400	-
0.12	0.25	260*	1.0	5709	BF10G06-../DPE06LA4	28	6400	-
0.12	0.22	260*	1.0	6550	BF10G06-../DPE06LA4	28	6400	-
0.12	0.2	260*	1.0	7144	BF10G06-../DPE06LA4	28	6400	-
0.12	0.17	260*	1.0	8681	BF10G06-../DPE06LA4	28	6400	-
0.12	0.15	260*	1.0	9471	BF10G06-../DPE06LA4	28	6400	-
0.12	8.6	133	3.2	164.3	BF20Z-../DPE06LA4	31	7900	-
0.12	7.8	146	2.9	180.8	BF20Z-../DPE06LA4	31	7900	-
0.12	7.2	159	2.6	197.1	BF20Z-../DPE06LA4	31	7900	-
0.12	6.5	176	2.4	216.9	BF20Z-../DPE06LA4	31	7900	-
0.12	6.0	191	2.2	235.9	BF20Z-../DPE06LA4	31	7900	-
0.12	5.4	210	2.0	259.6	BF20Z-../DPE06LA4	31	7900	-
0.12	4.8	235	1.8	295.5	BF20Z-../DPE06LA4	31	7900	-
0.12	4.4	260	1.6	325.2	BF20Z-../DPE06LA4	31	7900	-
0.12	4.2	270	1.55	339.1	BF20Z-../DPE06LA4	31	7900	-
0.12	3.8	300	1.4	373.1	BF20Z-../DPE06LA4	31	7900	-
0.12	3.4	335	1.25	418.1	BF20Z-../DPE06LA4	31	7900	-
0.12	3.1	365	1.15	460.0	BF20Z-../DPE06LA4	31	7900	-
0.12	2.8	350	1.3	513.7	BF20G06-../DPE06LA4	34	7900	-
0.12	2.3	435	1.05	617.0	BF20G06-../DPE06LA4	34	7900	-
0.12	2.0	510	0.9	736.1	BF20G06-../DPE06LA4	34	7900	-
0.12	1.8	570	0.81	810.0	BF20G06-../DPE06LA4	34	7900	-
0.12	1.5	460*	1.0	952.7	BF20G06-../DPE06LA4	34	7900	-
0.12	1.3	460*	1.0	1140	BF20G06-../DPE06LA4	34	7900	-
0.12	1.1	460*	1.0	1392	BF20G06-../DPE06LA4	34	7900	-
0.12	0.95	460*	1.0	1533	BF20G06-../DPE06LA4	34	7900	-
0.12	0.8	460*	1.0	1764	BF20G06-../DPE06LA4	34	7900	-
0.12	0.65	460*	1.0	2192	BF20G06-../DPE06LA4	34	7900	-
0.12	0.55	460*	1.0	2579	BF20G06-../DPE06LA4	34	7900	-
0.12	0.5	460*	1.0	2829	BF20G06-../DPE06LA4	34	7900	-
0.12	0.46	460*	1.0	3086	BF20G06-../DPE06LA4	34	7900	-
0.12	0.38	460*	1.0	3778	BF20G06-../DPE06LA4	34	7900	-
0.12	0.32	460*	1.0	4379	BF20G06-../DPE06LA4	34	7900	-
0.12	0.26	460*	1.0	5471	BF20G06-../DPE06LA4	34	7900	-
0.12	0.21	460*	1.0	6847	BF20G06-../DPE06LA4	34	7900	-
0.12	0.17	460*	1.0	8320	BF20G06-../DPE06LA4	34	7900	-
0.12	0.16	460*	1.0	9077	BF20G06-../DPE06LA4	34	7900	-
0.12	6.3	181	3.2	224.8	BF30Z-../DPE06LA4	42	7400	-
0.12	5.7	200	2.9	247.3	BF30Z-../DPE06LA4	42	7400	-
0.12	5.4	210	2.7	263.5	BF30Z-../DPE06LA4	42	7400	-
0.12	4.9	230	2.5	289.8	BF30Z-../DPE06LA4	42	7400	-
0.12	4.6	245	2.3	310.7	BF30Z-../DPE06LA4	42	7400	-
0.12	4.1	275	2.1	341.8	BF30Z-../DPE06LA4	42	7400	-
0.12	3.8	300	1.9	375.1	BF30Z-../DPE06LA4	42	7400	-
0.12	3.4	335	1.7	412.6	BF30Z-../DPE06LA4	42	7400	-

The torques marked (*) are maximum permissible torques for service factor f_B=1.0.

BF-series parallel shaft geared motors

Selection - shaft-mounted geared motors DPE - IE3

0.12 kW



P _N [kW]	n ₂ [1/min]	50 Hz		i [:1]	Type	m [kg]		
		M ₂ [Nm]	f _B [-]				[N]	[N]
0.12	3.1	365	1.6	463.3	BF30Z-../DPE06LA4	42	7400	-
0.12	2.7	420	1.35	537.0	BF30Z-../DPE06LA4	42	7400	-
0.12	2.4	475	1.2	590.7	BF30Z-../DPE06LA4	42	7400	-
0.12	2.3	435	1.45	622.4	BF30G06-../DPE06LA4	45	7400	-
0.12	2.0	510	1.25	705.1	BF30G06-../DPE06LA4	45	7400	-
0.12	1.8	570	1.1	817.1	BF30G06-../DPE06LA4	45	7400	-
0.12	1.5	690	0.91	961.1	BF30G06-../DPE06LA4	45	7400	-
0.12	1.3	630*	1.0	1150	BF30G06-../DPE06LA4	45	7400	-
0.12	1.1	630*	1.0	1286	BF30G06-../DPE06LA4	45	7400	-
0.12	1.0	630*	1.0	1404	BF30G06-../DPE06LA4	45	7400	-
0.12	0.85	630*	1.0	1686	BF30G06-../DPE06LA4	45	7400	-
0.12	0.7	630*	1.0	2026	BF30G06-../DPE06LA4	45	7400	-
0.12	0.6	630*	1.0	2386	BF30G06-../DPE06LA4	45	7400	-
0.12	0.5	630*	1.0	2854	BF30G06-../DPE06LA4	45	7400	-
0.12	0.41	630*	1.0	3493	BF30G06-../DPE06LA4	45	7400	-
0.12	0.37	630*	1.0	3811	BF30G06-../DPE06LA4	45	7400	-
0.12	0.32	630*	1.0	4417	BF30G06-../DPE06LA4	45	7400	-
0.12	0.28	630*	1.0	5060	BF30G06-../DPE06LA4	45	7400	-
0.12	0.23	630*	1.0	6333	BF30G06-../DPE06LA4	45	7400	-
0.12	0.2	630*	1.0	7206	BF30G06-../DPE06LA4	45	7400	-
0.12	0.18	630*	1.0	7861	BF30G06-../DPE06LA4	45	7400	-
0.12	0.16	630*	1.0	9157	BF30G06-../DPE06LA4	45	7400	-
0.12	4.1	275	3.3	346.8	BF40Z-../DPE06LA4	53	10600	-
0.12	3.7	305	3.0	381.5	BF40Z-../DPE06LA4	53	10600	-
0.12	3.4	335	2.7	417.3	BF40Z-../DPE06LA4	53	10600	-
0.12	3.1	365	2.5	459.1	BF40Z-../DPE06LA4	53	10600	-
0.12	2.8	405	2.2	514.6	BF40Z-../DPE06LA4	53	10600	-
0.12	2.5	455	2.0	566.1	BF40Z-../DPE06LA4	53	10600	-
0.12	2.0	365	2.7	731.6	BF40G10-../DPE06LA4	58	10600	-
0.12	1.6	490	2.0	928.9	BF40G10-../DPE06LA4	58	10600	-
0.12	1.3	640	1.55	1106	BF40G10-../DPE06LA4	58	10600	-
0.12	1.1	800	1.25	1324	BF40G10-../DPE06LA4	58	10600	-
0.12	0.95	940	1.05	1484	BF40G10-../DPE06LA4	58	10600	-
0.12	0.8	1000*	1.0	1810	BF40G10-../DPE06LA4	58	10600	-
0.12	0.75	1000*	1.0	1997	BF40G10-../DPE06LA4	58	10600	-
0.12	0.6	1000*	1.0	2536	BF40G10-../DPE06LA4	58	10600	-
0.12	0.5	1000*	1.0	2810	BF40G10-../DPE06LA4	58	10600	-
0.12	0.42	1000*	1.0	3346	BF40G10-../DPE06LA4	58	10600	-
0.12	0.36	1000*	1.0	3985	BF40G10-../DPE06LA4	58	10600	-
0.12	0.3	1000*	1.0	4784	BF40G10-../DPE06LA4	58	10600	-
0.12	0.26	1000*	1.0	5439	BF40G10-../DPE06LA4	58	10600	-
0.12	0.22	1000*	1.0	6377	BF40G10-../DPE06LA4	58	10600	-
0.12	0.18	1000*	1.0	7875	BF40G10-../DPE06LA4	58	10600	-
0.12	0.16	1000*	1.0	9042	BF40G10-../DPE06LA4	58	10600	-
0.12	2.9	395	3.3	496.4	BF50Z-../DPE06LA4	82	13600	-
0.12	2.6	440	3.0	555.2	BF50Z-../DPE06LA4	82	13600	-
0.12	1.7	465	3.0	864.5	BF50G10-../DPE06LA4	86	13600	-
0.12	1.4	590	2.4	1029	BF50G10-../DPE06LA4	86	13600	-
0.12	1.2	740	1.9	1203	BF50G10-../DPE06LA4	86	13600	-
0.12	1.1	800	1.75	1359	BF50G10-../DPE06LA4	86	13600	-
0.12	0.95	930	1.5	1520	BF50G10-../DPE06LA4	86	13600	-
0.12	0.85	1060	1.3	1684	BF50G10-../DPE06LA4	86	13600	-
0.12	0.7	1330	1.05	2059	BF50G10-../DPE06LA4	86	13600	-
0.12	0.6	1400*	1.0	2360	BF50G10-../DPE06LA4	86	13600	-
0.12	0.5	1400*	1.0	2810	BF50G10-../DPE06LA4	86	13600	-
0.12	0.42	1400*	1.0	3348	BF50G10-../DPE06LA4	86	13600	-
0.12	0.35	1400*	1.0	4019	BF50G10-../DPE06LA4	86	13600	-
0.12	0.28	1400*	1.0	5062	BF50G10-../DPE06LA4	86	13600	-
0.12	0.24	1400*	1.0	5935	BF50G10-../DPE06LA4	86	13600	-
0.12	0.2	1400*	1.0	7329	BF50G10-../DPE06LA4	86	13600	-
0.12	0.18	1400*	1.0	8120	BF50G10-../DPE06LA4	86	13600	-
0.12	0.16	1400*	1.0	9324	BF50G10-../DPE06LA4	86	13600	-
0.12	0.95	820	3.0	1494	BF60G20-../DPE06LA4	134	15300	43300
0.12	0.85	920	2.7	1658	BF60G20-../DPE06LA4	134	15300	43300
0.12	0.75	1080	2.3	1955	BF60G20-../DPE06LA4	134	15300	43300
0.12	0.65	1300	1.9	2172	BF60G20-../DPE06LA4	134	15300	43300
0.12	0.55	1580	1.6	2781	BF60G20-../DPE06LA4	134	15300	43300

The torques marked (*) are maximum permissible torques for service factor f_B=1.0.

BF-series parallel shaft geared motors

Selection - shaft-mounted geared motors DPE - IE3

0.12 kW



P _N [kW]	n ₂ [1/min]	50 Hz		i [:1]	Type	m		
		M ₂ [Nm]	f _B [-]			[kg]	[N]	[N]
0.12	0.44	2100	1.2	3237	BF60G20-../DPE06LA4	134	15300	43300
0.12	0.37	2500*	1.0	3883	BF60G20-../DPE06LA4	134	15300	43300
0.12	0.31	2500*	1.0	4646	BF60G20-../DPE06LA4	134	15300	43300
0.12	0.27	2500*	1.0	5241	BF60G20-../DPE06LA4	134	15300	43300
0.12	0.24	2500*	1.0	6014	BF60G20-../DPE06LA4	134	15300	43300
0.12	0.21	2500*	1.0	6679	BF60G20-../DPE06LA4	134	15300	43300
0.12	0.18	2500*	1.0	8235	BF60G20-../DPE06LA4	134	15300	43300
0.12	0.5	1800	3.2	2849	BF70G20-../DPE06LA4	212	16100	47700
0.12	0.41	2300	2.5	3417	BF70G20-../DPE06LA4	212	16100	47700
0.12	0.35	2750	2.1	4090	BF70G20-../DPE06LA4	212	16100	47700
0.12	0.31	3200	1.8	4542	BF70G20-../DPE06LA4	212	16100	47700
0.12	0.28	3600	1.6	5124	BF70G20-../DPE06LA4	212	16100	47700
0.12	0.25	4050	1.4	5691	BF70G20-../DPE06LA4	212	16100	47700
0.12	0.22	4700	1.2	6530	BF70G20-../DPE06LA4	212	16100	47700
0.12	0.2	5200	1.1	7248	BF70G20-../DPE06LA4	212	16100	47700
0.12	0.18	5700*	1.0	8052	BF70G20-../DPE06LA4	212	16100	47700

0.18 kW



P _N [kW]	n ₂ [1/min]	50 Hz		i [:1]	Type	m		
		M ₂ [Nm]	f _B [-]			[kg]	[N]	[N]
0.18	183	9.3	7.3	7.66	BF06-../DPE07LA4	14	1800	-
0.18	153	11.2	6.3	9.21	BF06-../DPE07LA4	14	1900	-
0.18	116	14.8	5.1	12.07	BF06-../DPE07LA4	14	2000	-
0.18	99	17.3	4.9	14.21	BF06-../DPE07LA4	14	2100	-
0.18	83	20.5	4.6	16.99	BF06-../DPE07LA4	14	2500	-
0.18	69	24.5	3.9	20.42	BF06-../DPE07LA4	14	2700	-
0.18	53	32	3.0	26.76	BF06-../DPE07LA4	14	3000	-
0.18	44.5	38.5	2.5	31.50	BF06-../DPE07LA4	14	3200	-
0.18	37.5	45.5	2.1	37.69	BF06-../DPE07LA4	14	3500	-
0.18	30.5	56	1.7	46.14	BF06-../DPE07LA4	14	3800	-
0.18	24.5	70	1.35	58.33	BF06-../DPE07LA4	14	4000	-
0.18	21	81	1.15	66.82	BF06-../DPE07LA4	14	4000	-
0.18	17	101	0.94	83.61	BF06-../DPE07LA4	14	4000	-
0.18	15	114	0.83	95.16	BF06-../DPE07LA4	14	4000	-
0.18	23	74	3.2	61.55	BF10-../DPE07LA4	26	4700	-
0.18	21	81	3.0	67.69	BF10-../DPE07LA4	26	4900	-
0.18	18.5	92	2.6	77.55	BF10-../DPE07LA4	26	5100	-
0.18	16.5	104	2.3	85.27	BF10-../DPE07LA4	26	5300	-
0.18	15.5	110	2.2	90.91	BF10-../DPE07LA4	26	5400	-
0.18	14.5	118	2.0	99.97	BF10-../DPE07LA4	26	5600	-
0.18	12.5	137	1.75	112.3	BF10-../DPE07LA4	26	5900	-
0.18	11.5	149	1.6	123.5	BF10-../DPE07LA4	26	6100	-
0.18	11	156	1.55	128.9	BF10-../DPE07LA4	26	6200	-
0.18	9.9	173	1.4	141.8	BF10-../DPE07LA4	26	6400	-
0.18	9.3	184	1.3	151.2	BF10Z-../DPE07LA4	27	6400	-
0.18	8.5	200	1.2	166.2	BF10Z-../DPE07LA4	27	6400	-
0.18	7.8	220	1.1	180.1	BF10Z-../DPE07LA4	27	6400	-
0.18	7.1	240	1.0	198.0	BF10Z-../DPE07LA4	27	6400	-
0.18	6.6	260	0.92	214.5	BF10Z-../DPE07LA4	27	6400	-
0.18	6.0	285	0.84	235.8	BF10Z-../DPE07LA4	27	6400	-
0.18	13	132	3.2	110.2	BF20-../DPE07LA4	32	7300	-
0.18	11.5	149	2.8	123.5	BF20-../DPE07LA4	32	7600	-
0.18	10.5	163	2.6	135.9	BF20-../DPE07LA4	32	7900	-
0.18	10	171	2.5	141.2	BF20Z-../DPE07LA4	34	7900	-
0.18	9.1	188	2.2	155.4	BF20Z-../DPE07LA4	34	7900	-
0.18	8.6	199	2.1	164.3	BF20Z-../DPE07LA4	34	7900	-
0.18	7.8	220	1.9	180.8	BF20Z-../DPE07LA4	34	7900	-
0.18	7.2	235	1.8	197.1	BF20Z-../DPE07LA4	34	7900	-
0.18	6.5	260	1.6	216.9	BF20Z-../DPE07LA4	34	7900	-
0.18	6.0	285	1.45	235.9	BF20Z-../DPE07LA4	34	7900	-
0.18	5.4	315	1.35	259.6	BF20Z-../DPE07LA4	34	7900	-

The torques marked (*) are maximum permissible torques for service factor f_B=1.0.

BF-series parallel shaft geared motors

Selection - shaft-mounted geared motors DPE - IE3

0.18 kW



P _N [kW]	n ₂ [1/min]	50 Hz		i [:1]	Type	m [kg]	[N]	[N]
		M ₂ [Nm]	f _B [-]					
0.18	4.8	355	1.2	295.5	BF20Z-../DPE07LA4	34	7900	-
0.18	4.4	390	1.1	325.2	BF20Z-../DPE07LA4	34	7900	-
0.18	4.2	405	1.05	339.1	BF20Z-../DPE07LA4	34	7900	-
0.18	3.8	450	0.93	373.1	BF20Z-../DPE07LA4	34	7900	-
0.18	3.4	500	0.84	418.1	BF20Z-../DPE07LA4	34	7900	-
0.18	2.8	550	0.84	513.7	BF20G06-../DPE07LA4	37	7900	-
0.18	9.3	184	3.1	150.7	BF30Z-../DPE07LA4	45	7400	-
0.18	8.5	200	2.9	165.8	BF30Z-../DPE07LA4	45	7400	-
0.18	8.0	210	2.7	176.6	BF30Z-../DPE07LA4	45	7400	-
0.18	7.3	235	2.4	194.3	BF30Z-../DPE07LA4	45	7400	-
0.18	6.3	270	2.1	224.8	BF30Z-../DPE07LA4	45	7400	-
0.18	5.7	300	1.9	247.3	BF30Z-../DPE07LA4	45	7400	-
0.18	5.4	315	1.85	263.5	BF30Z-../DPE07LA4	45	7400	-
0.18	4.9	350	1.65	289.8	BF30Z-../DPE07LA4	45	7400	-
0.18	4.6	370	1.55	310.7	BF30Z-../DPE07LA4	45	7400	-
0.18	4.1	415	1.4	341.8	BF30Z-../DPE07LA4	45	7400	-
0.18	3.8	450	1.3	375.1	BF30Z-../DPE07LA4	45	7400	-
0.18	3.4	500	1.15	412.6	BF30Z-../DPE07LA4	45	7400	-
0.18	3.1	550	1.05	463.3	BF30Z-../DPE07LA4	45	7400	-
0.18	2.7	630	0.91	537.0	BF30Z-../DPE07LA4	45	7400	-
0.18	2.4	710	0.81	590.7	BF30Z-../DPE07LA4	45	7400	-
0.18	2.3	680	0.93	622.4	BF30G06-../DPE07LA4	47	7400	-
0.18	6.3	270	3.3	222.4	BF40Z-../DPE07LA4	55	10600	-
0.18	5.6	305	3.0	253.2	BF40Z-../DPE07LA4	55	10600	-
0.18	5.1	335	2.7	278.5	BF40Z-../DPE07LA4	55	10600	-
0.18	4.8	355	2.5	295.1	BF40Z-../DPE07LA4	55	10600	-
0.18	4.4	390	2.3	324.7	BF40Z-../DPE07LA4	55	10600	-
0.18	4.1	415	2.2	346.8	BF40Z-../DPE07LA4	55	10600	-
0.18	3.7	460	1.95	381.5	BF40Z-../DPE07LA4	55	10600	-
0.18	3.4	500	1.8	417.3	BF40Z-../DPE07LA4	55	10600	-
0.18	3.1	550	1.65	459.1	BF40Z-../DPE07LA4	55	10600	-
0.18	2.8	610	1.5	514.6	BF40Z-../DPE07LA4	55	10600	-
0.18	2.5	680	1.3	566.1	BF40Z-../DPE07LA4	55	10600	-
0.18	2.4	520	1.9	597.3	BF40G10-../DPE07LA4	61	10600	-
0.18	2.0	650	1.55	731.6	BF40G10-../DPE07LA4	61	10600	-
0.18	1.6	850	1.2	928.9	BF40G10-../DPE07LA4	61	10600	-
0.18	1.3	1080	0.93	1106	BF40G10-../DPE07LA4	61	10600	-
0.18	4.0	425	3.1	354.0	BF50Z-../DPE07LA4	85	13600	-
0.18	3.6	475	2.7	392.8	BF50Z-../DPE07LA4	85	13600	-
0.18	3.2	530	2.5	439.3	BF50Z-../DPE07LA4	85	13600	-
0.18	2.9	590	2.2	496.4	BF50Z-../DPE07LA4	85	13600	-
0.18	2.6	660	1.95	555.2	BF50Z-../DPE07LA4	85	13600	-
0.18	2.1	620	2.3	680.9	BF50G10-../DPE07LA4	89	13600	-
0.18	1.7	800	1.75	864.5	BF50G10-../DPE07LA4	89	13600	-
0.18	1.4	1000	1.4	1029	BF50G10-../DPE07LA4	89	13600	-
0.18	1.2	1220	1.15	1203	BF50G10-../DPE07LA4	89	13600	-
0.18	1.1	1320	1.05	1359	BF50G10-../DPE07LA4	89	13600	-
0.18	1.5	870	2.9	937.6	BF60G20-../DPE07LA4	136	15300	43300
0.18	1.2	1120	2.2	1211	BF60G20-../DPE07LA4	136	15300	43300
0.18	0.95	1430	1.75	1494	BF60G20-../DPE07LA4	136	15300	43300
0.18	0.85	1600	1.55	1658	BF60G20-../DPE07LA4	136	15300	43300
0.18	0.75	1840	1.35	1955	BF60G20-../DPE07LA4	136	15300	43300
0.18	0.65	2150	1.15	2172	BF60G20-../DPE07LA4	136	15300	43300
0.18	0.75	1850	3.1	1912	BF70G20-../DPE07LA4	215	16100	47700
0.18	0.6	2350	2.4	2448	BF70G20-../DPE07LA4	215	16100	47700
0.18	0.5	2900	1.95	2849	BF70G20-../DPE07LA4	215	16100	47700
0.18	0.41	3700	1.55	3417	BF70G20-../DPE07LA4	215	16100	47700
0.18	0.35	4400	1.3	4090	BF70G20-../DPE07LA4	215	16100	47700
0.18	0.31	5000	1.15	4542	BF70G20-../DPE07LA4	215	16100	47700
0.18	0.28	5600	1.0	5124	BF70G20-../DPE07LA4	215	16100	47700

The torques marked (*) are maximum permissible torques for service factor f_B=1.0.

BF-series parallel shaft geared motors

Selection - shaft-mounted geared motors DPE - IE3

0.25 kW



P _N [kW]	50 Hz			i [:1]	Type	m [kg]	[N]	[N]
	n ₂ [1/min]	M ₂ [Nm]	f _B [-]					
0.25	255	9.3	6.7	5.72	BF06-../DPE08MA4	16	1600	-
0.25	188	12.6	5.4	7.66	BF06-../DPE08MA4	16	1800	-
0.25	157	15.2	4.6	9.21	BF06-../DPE08MA4	16	1900	-
0.25	120	19.8	3.8	12.07	BF06-../DPE08MA4	16	2000	-
0.25	102	23	3.7	14.21	BF06-../DPE08MA4	16	2100	-
0.25	85	28	3.4	16.99	BF06-../DPE08MA4	16	2500	-
0.25	71	33.5	2.8	20.42	BF06-../DPE08MA4	16	2700	-
0.25	54	44	2.2	26.76	BF06-../DPE08MA4	16	3000	-
0.25	46	51	1.85	31.50	BF06-../DPE08MA4	16	3200	-
0.25	38.5	62	1.55	37.69	BF06-../DPE08MA4	16	3500	-
0.25	31.5	75	1.25	46.14	BF06-../DPE08MA4	16	3800	-
0.25	25	95	1.0	58.33	BF06-../DPE08MA4	16	4000	-
0.25	22	108	0.88	66.82	BF06-../DPE08MA4	16	4000	-
0.25	30.5	78	3.1	47.35	BF10-../DPE08MA4	27	4250	-
0.25	28.5	83	2.9	51.28	BF10-../DPE08MA4	27	4400	-
0.25	26	91	2.6	56.39	BF10-../DPE08MA4	27	4550	-
0.25	23.5	101	2.4	61.55	BF10-../DPE08MA4	27	4700	-
0.25	21.5	111	2.2	67.69	BF10-../DPE08MA4	27	4900	-
0.25	19	125	1.9	77.55	BF10-../DPE08MA4	27	5100	-
0.25	17	140	1.7	85.27	BF10-../DPE08MA4	27	5300	-
0.25	16	149	1.6	90.91	BF10-../DPE08MA4	27	5400	-
0.25	14.5	164	1.45	99.97	BF10-../DPE08MA4	27	5600	-
0.25	13	183	1.3	112.3	BF10-../DPE08MA4	27	5900	-
0.25	12	198	1.2	123.5	BF10-../DPE08MA4	27	6100	-
0.25	9.6	245	0.98	151.2	BF10Z-../DPE08MA4	28	6400	-
0.25	8.7	270	0.89	166.2	BF10Z-../DPE08MA4	28	6400	-
0.25	8.0	295	0.81	180.1	BF10Z-../DPE08MA4	28	6400	-
0.25	16.5	144	2.9	87.31	BF20-../DPE08MA4	33	6600	-
0.25	14.5	164	2.6	100.2	BF20-../DPE08MA4	33	7000	-
0.25	13.5	176	2.4	110.2	BF20-../DPE08MA4	33	7300	-
0.25	12	198	2.1	123.5	BF20-../DPE08MA4	33	7600	-
0.25	11	215	1.95	135.9	BF20-../DPE08MA4	33	7900	-
0.25	10.5	225	1.85	141.2	BF20Z-../DPE08MA4	35	7900	-
0.25	9.3	255	1.65	155.4	BF20Z-../DPE08MA4	35	7900	-
0.25	8.8	270	1.55	164.3	BF20Z-../DPE08MA4	35	7900	-
0.25	8.0	295	1.4	180.8	BF20Z-../DPE08MA4	35	7900	-
0.25	7.4	320	1.3	197.1	BF20Z-../DPE08MA4	35	7900	-
0.25	6.7	355	1.2	216.9	BF20Z-../DPE08MA4	35	7900	-
0.25	6.2	385	1.1	235.9	BF20Z-../DPE08MA4	35	7900	-
0.25	5.6	425	0.99	259.6	BF20Z-../DPE08MA4	35	7900	-
0.25	4.9	485	0.87	295.5	BF20Z-../DPE08MA4	35	7900	-
0.25	13.5	176	3.3	107.6	BF30-../DPE08MA4	43	6700	-
0.25	12.5	191	3.0	118.3	BF30-../DPE08MA4	43	7000	-
0.25	12	198	2.9	124.7	BF30-../DPE08MA4	43	7100	-
0.25	11	215	2.7	137.1	BF30-../DPE08MA4	43	7400	-
0.25	9.6	245	2.3	150.7	BF30Z-../DPE08MA4	46	7400	-
0.25	8.7	270	2.1	165.8	BF30Z-../DPE08MA4	46	7400	-
0.25	8.2	290	2.0	176.6	BF30Z-../DPE08MA4	46	7400	-
0.25	7.5	315	1.85	194.3	BF30Z-../DPE08MA4	46	7400	-
0.25	6.5	365	1.6	224.8	BF30Z-../DPE08MA4	46	7400	-
0.25	5.9	400	1.45	247.3	BF30Z-../DPE08MA4	46	7400	-
0.25	5.5	430	1.35	263.5	BF30Z-../DPE08MA4	46	7400	-
0.25	5.0	475	1.2	289.8	BF30Z-../DPE08MA4	46	7400	-
0.25	4.7	500	1.15	310.7	BF30Z-../DPE08MA4	46	7400	-
0.25	4.3	550	1.05	341.8	BF30Z-../DPE08MA4	46	7400	-
0.25	3.9	610	0.94	375.1	BF30Z-../DPE08MA4	46	7400	-
0.25	3.5	680	0.85	412.6	BF30Z-../DPE08MA4	46	7400	-
0.25	8.5	280	3.2	171.2	BF40Z-../DPE08MA4	56	10600	-
0.25	7.7	310	2.9	188.3	BF40Z-../DPE08MA4	56	10600	-
0.25	7.2	330	2.7	202.2	BF40Z-../DPE08MA4	56	10600	-
0.25	6.5	365	2.5	222.4	BF40Z-../DPE08MA4	56	10600	-
0.25	5.7	415	2.2	253.2	BF40Z-../DPE08MA4	56	10600	-
0.25	5.2	455	2.0	278.5	BF40Z-../DPE08MA4	56	10600	-
0.25	4.9	485	1.85	295.1	BF40Z-../DPE08MA4	56	10600	-
0.25	4.5	530	1.7	324.7	BF40Z-../DPE08MA4	56	10600	-
0.25	4.2	560	1.6	346.8	BF40Z-../DPE08MA4	56	10600	-

The torques marked (*) are maximum permissible torques for service factor f_B=1.0.

BF-series parallel shaft geared motors

Selection - shaft-mounted geared motors DPE - IE3

0.25 kW



P _N [kW]	n ₂ [1/min]	50 Hz		i [:1]	Type	m		
		M ₂ [Nm]	f _B [—]			[kg]	[N]	[N]
0.25	3.8	620	1.45	381.5	BF40Z-../DPE08MA4	56	10600	-
0.25	3.5	680	1.3	417.3	BF40Z-../DPE08MA4	56	10600	-
0.25	3.2	740	1.2	459.1	BF40Z-../DPE08MA4	56	10600	-
0.25	2.8	850	1.05	514.6	BF40Z-../DPE08MA4	56	10600	-
0.25	2.6	910	0.99	566.1	BF40Z-../DPE08MA4	56	10600	-
0.25	2.5	760	1.3	597.3	BF40G10-../DPE08MA4	62	10600	-
0.25	2.0	980	1.0	731.6	BF40G10-../DPE08MA4	62	10600	-
0.25	5.9	400	3.3	247.5	BF50Z-../DPE08MA4	86	13600	-
0.25	5.3	450	2.9	276.8	BF50Z-../DPE08MA4	86	13600	-
0.25	4.6	510	2.5	316.6	BF50Z-../DPE08MA4	86	13600	-
0.25	4.1	580	2.2	354.0	BF50Z-../DPE08MA4	86	13600	-
0.25	3.7	640	2.0	392.8	BF50Z-../DPE08MA4	86	13600	-
0.25	3.3	720	1.8	439.3	BF50Z-../DPE08MA4	86	13600	-
0.25	3.0	790	1.65	496.4	BF50Z-../DPE08MA4	86	13600	-
0.25	2.6	910	1.45	555.2	BF50Z-../DPE08MA4	86	13600	-
0.25	2.2	890	1.55	680.9	BF50G10-../DPE08MA4	90	13600	-
0.25	1.7	1190	1.2	864.5	BF50G10-../DPE08MA4	90	13600	-
0.25	1.4	1480	0.95	1029	BF50G10-../DPE08MA4	90	13600	-
0.25	3.2	740	3.1	459.9	BF60Z-../DPE08MA4	130	15300	43300
0.25	2.9	820	2.8	510.3	BF60Z-../DPE08MA4	130	15300	43300
0.25	2.1	840	3.0	689.0	BF60G20-../DPE08MA4	137	15300	43300
0.25	1.8	1020	2.5	813.2	BF60G20-../DPE08MA4	137	15300	43300
0.25	1.6	1210	2.1	937.6	BF60G20-../DPE08MA4	137	15300	43300
0.25	1.2	1680	1.5	1211	BF60G20-../DPE08MA4	137	15300	43300
0.25	1.0	2000	1.25	1494	BF60G20-../DPE08MA4	137	15300	43300
0.25	0.9	2200	1.15	1658	BF60G20-../DPE08MA4	137	15300	43300
0.25	1.1	1810	3.1	1390	BF70G20-../DPE08MA4	216	16100	47700
0.25	0.9	2200	2.6	1621	BF70G20-../DPE08MA4	216	16100	47700
0.25	0.8	2550	2.2	1912	BF70G20-../DPE08MA4	216	16100	47700
0.25	0.6	3500	1.65	2448	BF70G20-../DPE08MA4	216	16100	47700
0.25	0.55	3850	1.5	2849	BF70G20-../DPE08MA4	216	16100	47700
0.25	0.43	5000	1.15	3417	BF70G20-../DPE08MA4	216	16100	47700
0.25	0.42	3450	3.0	3461	BF80G40-../DPE08MA4	340	39600	75000
0.25	0.38	4000	2.6	3843	BF80G40-../DPE08MA4	340	39600	75000
0.25	0.33	4900	2.1	4411	BF80G40-../DPE08MA4	340	39600	75000
0.25	0.3	5600	1.9	4895	BF80G40-../DPE08MA4	340	39600	75000
0.25	0.25	7200	1.45	5926	BF80G40-../DPE08MA4	340	39600	75000
0.25	0.21	9000	1.15	6999	BF80G40-../DPE08MA4	340	39600	75000
0.25	0.19	10200	1.05	7895	BF80G40-../DPE08MA4	340	39600	75000
0.25	0.25	7000	2.6	5888	BF90G50-../DPE08MA4	610	42800	120000
0.25	0.23	7800	2.4	6529	BF90G50-../DPE08MA4	610	42800	120000
0.25	0.2	9400	1.95	7533	BF90G50-../DPE08MA4	610	42800	120000
0.25	0.18	10700	1.75	8350	BF90G50-../DPE08MA4	610	42800	120000
0.25	0.16	12400	1.5	9348	BF90G50-../DPE08MA4	610	42800	120000

0.37 kW



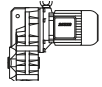
P _N [kW]	n ₂ [1/min]	50 Hz		i [:1]	Type	m		
		M ₂ [Nm]	f _B [—]			[kg]	[N]	[N]
0.37	255	13.8	4.5	5.72	BF06-../DPE08LA4	17	1600	-
0.37	189	18.6	3.7	7.66	BF06-../DPE08LA4	17	1800	-
0.37	157	22.5	3.1	9.21	BF06-../DPE08LA4	17	1900	-
0.37	120	29	2.6	12.07	BF06-../DPE08LA4	17	2000	-
0.37	102	34.5	2.5	14.21	BF06-../DPE08LA4	17	2100	-
0.37	86	41	2.3	16.99	BF06-../DPE08LA4	17	2500	-
0.37	71	49.5	1.9	20.42	BF06-../DPE08LA4	17	2700	-
0.37	54	65	1.45	26.76	BF06-../DPE08LA4	17	3000	-
0.37	46	76	1.25	31.50	BF06-../DPE08LA4	17	3200	-
0.37	38.5	91	1.05	37.69	BF06-../DPE08LA4	17	3500	-
0.37	31.5	112	0.85	46.14	BF06-../DPE08LA4	17	3800	-

The torques marked (*) are maximum permissible torques for service factor f_B=1.0.

BF-series parallel shaft geared motors

Selection - shaft-mounted geared motors DPE - IE3

0.37 kW



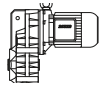
P _N [kW]	n ₂ [1/min]	50 Hz		i [:1]	Type	m [kg]	[N]	[N]
		M ₂ [Nm]	f _B [-]					
0.37	46.5	75	3.2	31.31	BF10-../DPE08LA4	28	3600	-
0.37	40	88	2.7	36.15	BF10-../DPE08LA4	28	3800	-
0.37	36.5	96	2.5	39.75	BF10-../DPE08LA4	28	3950	-
0.37	34	103	2.3	43.06	BF10-../DPE08LA4	28	4100	-
0.37	31	113	2.1	47.35	BF10-../DPE08LA4	28	4250	-
0.37	28.5	123	1.95	51.28	BF10-../DPE08LA4	28	4400	-
0.37	26	135	1.8	56.39	BF10-../DPE08LA4	28	4550	-
0.37	23.5	150	1.6	61.55	BF10-../DPE08LA4	28	4700	-
0.37	21.5	164	1.45	67.69	BF10-../DPE08LA4	28	4900	-
0.37	19	185	1.3	77.55	BF10-../DPE08LA4	28	5100	-
0.37	17	205	1.15	85.27	BF10-../DPE08LA4	28	5300	-
0.37	16	220	1.1	90.91	BF10-../DPE08LA4	28	5400	-
0.37	14.5	240	1.0	99.97	BF10-../DPE08LA4	28	5600	-
0.37	13	270	0.89	112.3	BF10-../DPE08LA4	28	5900	-
0.37	12	290	0.83	123.5	BF10-../DPE08LA4	28	6100	-
0.37	27.5	128	3.3	53.43	BF20-../DPE08LA4	35	5500	-
0.37	25	141	3.0	58.24	BF20-../DPE08LA4	35	5600	-
0.37	23	153	2.7	64.08	BF20-../DPE08LA4	35	5900	-
0.37	21	168	2.5	69.70	BF20-../DPE08LA4	35	6100	-
0.37	19	185	2.3	76.69	BF20-../DPE08LA4	35	6300	-
0.37	17	205	2.0	87.31	BF20-../DPE08LA4	35	6600	-
0.37	15.5	225	1.85	96.08	BF20-../DPE08LA4	35	6900	-
0.37	14.5	240	1.75	100.2	BF20-../DPE08LA4	35	7000	-
0.37	13.5	260	1.6	110.2	BF20-../DPE08LA4	35	7300	-
0.37	12	290	1.45	123.5	BF20-../DPE08LA4	35	7600	-
0.37	11	320	1.3	135.9	BF20-../DPE08LA4	35	7900	-
0.37	10.5	335	1.25	141.2	BF20Z-../DPE08LA4	37	7900	-
0.37	9.3	375	1.1	155.4	BF20Z-../DPE08LA4	37	7900	-
0.37	8.8	400	1.05	164.3	BF20Z-../DPE08LA4	37	7900	-
0.37	8.0	440	0.95	180.8	BF20Z-../DPE08LA4	37	7900	-
0.37	7.4	475	0.88	197.1	BF20Z-../DPE08LA4	37	7900	-
0.37	6.7	520	0.81	216.9	BF20Z-../DPE08LA4	37	7900	-
0.37	20.5	172	3.3	72.13	BF30-../DPE08LA4	45	5700	-
0.37	18.5	191	3.0	79.34	BF30-../DPE08LA4	45	5900	-
0.37	17	205	2.8	87.08	BF30-../DPE08LA4	45	6200	-
0.37	15.5	225	2.6	95.79	BF30-../DPE08LA4	45	6400	-
0.37	13.5	260	2.2	107.6	BF30-../DPE08LA4	45	6700	-
0.37	12.5	280	2.1	118.3	BF30-../DPE08LA4	45	7000	-
0.37	12	290	2.0	124.7	BF30-../DPE08LA4	45	7100	-
0.37	11	320	1.8	137.1	BF30-../DPE08LA4	45	7400	-
0.37	9.6	365	1.6	150.7	BF30Z-../DPE08LA4	48	7400	-
0.37	8.8	400	1.45	165.8	BF30Z-../DPE08LA4	48	7400	-
0.37	8.2	430	1.35	176.6	BF30Z-../DPE08LA4	48	7400	-
0.37	7.5	470	1.2	194.3	BF30Z-../DPE08LA4	48	7400	-
0.37	6.5	540	1.05	224.8	BF30Z-../DPE08LA4	48	7400	-
0.37	5.9	590	0.97	247.3	BF30Z-../DPE08LA4	48	7400	-
0.37	5.5	640	0.9	263.5	BF30Z-../DPE08LA4	48	7400	-
0.37	5.0	700	0.82	289.8	BF30Z-../DPE08LA4	48	7400	-
0.37	12	290	3.1	124.5	BF40-../DPE08LA4	54	10200	-
0.37	11	320	2.8	137.0	BF40-../DPE08LA4	54	10600	-
0.37	10.5	335	2.7	141.4	BF40Z-../DPE08LA4	58	10600	-
0.37	9.3	375	2.4	155.6	BF40Z-../DPE08LA4	58	10600	-
0.37	8.5	415	2.2	171.2	BF40Z-../DPE08LA4	58	10600	-
0.37	7.7	455	2.0	188.3	BF40Z-../DPE08LA4	58	10600	-
0.37	7.2	490	1.85	202.2	BF40Z-../DPE08LA4	58	10600	-
0.37	6.5	540	1.65	222.4	BF40Z-../DPE08LA4	58	10600	-
0.37	5.8	600	1.5	253.2	BF40Z-../DPE08LA4	58	10600	-
0.37	5.2	670	1.35	278.5	BF40Z-../DPE08LA4	58	10600	-
0.37	4.9	720	1.25	295.1	BF40Z-../DPE08LA4	58	10600	-
0.37	4.5	780	1.15	324.7	BF40Z-../DPE08LA4	58	10600	-
0.37	4.2	840	1.05	346.8	BF40Z-../DPE08LA4	58	10600	-
0.37	3.8	920	0.98	381.5	BF40Z-../DPE08LA4	58	10600	-
0.37	3.5	1000	0.9	417.3	BF40Z-../DPE08LA4	58	10600	-
0.37	3.2	1100	0.82	459.1	BF40Z-../DPE08LA4	58	10600	-
0.37	2.5	1220	0.82	597.3	BF40G10-../DPE08LA4	63	10600	-
0.37	7.9	445	2.9	183.5	BF50Z-../DPE08LA4	88	13600	-

The torques marked (*) are maximum permissible torques for service factor f_B=1.0.

BF-series parallel shaft geared motors

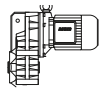
Selection - shaft-mounted geared motors DPE - IE3

0.37 kW



P _N [kW]	n ₂ [1/min]	50 Hz		i [:1]	Type	m		
		M ₂ [Nm]	f _B [-]			[kg]	[N]	[N]
0.37	7.1	495	2.6	205.2	BF50Z-../DPE08LA4	88	13600	-
0.37	5.9	590	2.2	247.5	BF50Z-../DPE08LA4	88	13600	-
0.37	5.3	660	1.95	276.8	BF50Z-../DPE08LA4	88	13600	-
0.37	4.6	760	1.7	316.6	BF50Z-../DPE08LA4	88	13600	-
0.37	4.1	860	1.5	354.0	BF50Z-../DPE08LA4	88	13600	-
0.37	3.7	950	1.35	392.8	BF50Z-../DPE08LA4	88	13600	-
0.37	3.3	1070	1.2	439.3	BF50Z-../DPE08LA4	88	13600	-
0.37	3.0	1170	1.1	496.4	BF50Z-../DPE08LA4	88	13600	-
0.37	2.7	1300	1.0	555.2	BF50Z-../DPE08LA4	88	13600	-
0.37	2.6	1180	1.2	555.9	BF50G10-../DPE08LA4	92	13600	-
0.37	2.2	1410	0.99	680.9	BF50G10-../DPE08LA4	92	13600	-
0.37	5.0	700	3.3	293.4	BF60Z-../DPE08LA4	131	15300	43300
0.37	4.5	780	2.9	325.6	BF60Z-../DPE08LA4	131	15300	43300
0.37	3.9	900	2.6	380.0	BF60Z-../DPE08LA4	131	15300	43300
0.37	3.5	1000	2.3	421.6	BF60Z-../DPE08LA4	131	15300	43300
0.37	3.2	1100	2.1	459.9	BF60Z-../DPE08LA4	131	15300	43300
0.37	2.9	1210	1.9	510.3	BF60Z-../DPE08LA4	131	15300	43300
0.37	2.6	1120	2.2	569.3	BF60G20-../DPE08LA4	139	15300	43300
0.37	2.1	1390	1.8	689.0	BF60G20-../DPE08LA4	139	15300	43300
0.37	1.8	1650	1.5	813.2	BF60G20-../DPE08LA4	139	15300	43300
0.37	1.6	1930	1.3	937.6	BF60G20-../DPE08LA4	139	15300	43300
0.37	1.2	2600	0.96	1211	BF60G20-../DPE08LA4	139	15300	43300
0.37	1.7	1820	3.1	872.1	BF70G20-../DPE08LA4	217	16100	47700
0.37	1.5	2050	2.8	1017	BF70G20-../DPE08LA4	217	16100	47700
0.37	1.1	2850	2.0	1390	BF70G20-../DPE08LA4	217	16100	47700
0.37	0.9	3500	1.65	1621	BF70G20-../DPE08LA4	217	16100	47700
0.37	0.8	3950	1.45	1912	BF70G20-../DPE08LA4	217	16100	47700
0.37	0.6	5400	1.05	2448	BF70G20-../DPE08LA4	217	16100	47700
0.37	0.6	4300	2.4	2422	BF80G40-../DPE08LA4	341	39600	75000
0.37	0.55	4400	2.4	2785	BF80G40-../DPE08LA4	341	39600	75000
0.37	0.47	5400	1.95	3092	BF80G40-../DPE08LA4	341	39600	75000
0.37	0.42	6200	1.7	3461	BF80G40-../DPE08LA4	341	39600	75000
0.37	0.38	7000	1.5	3843	BF80G40-../DPE08LA4	341	39600	75000
0.37	0.33	8400	1.25	4411	BF80G40-../DPE08LA4	341	39600	75000
0.37	0.3	9400	1.1	4895	BF80G40-../DPE08LA4	341	39600	75000
0.37	0.4	6300	2.9	3644	BF90G50-../DPE08LA4	612	42800	120000
0.37	0.34	7800	2.4	4366	BF90G50-../DPE08LA4	612	42800	120000
0.37	0.3	9200	2.0	4839	BF90G50-../DPE08LA4	612	42800	120000
0.37	0.25	11600	1.6	5888	BF90G50-../DPE08LA4	612	42800	120000
0.37	0.23	12800	1.45	6529	BF90G50-../DPE08LA4	612	42800	120000
0.37	0.2	15100	1.25	7533	BF90G50-../DPE08LA4	612	42800	120000
0.37	0.18	17100	1.1	8350	BF90G50-../DPE08LA4	612	42800	120000

0.55 kW



P _N [kW]	n ₂ [1/min]	50 Hz		i [:1]	Type	m		
		M ₂ [Nm]	f _B [-]			[kg]	[N]	[N]
0.55	250	21	3.0	5.72	BF06-../DPE08XA4	18	1600	-
0.55	187	28	2.4	7.66	BF06-../DPE08XA4	18	1800	-
0.55	156	33.5	2.1	9.21	BF06-../DPE08XA4	18	1900	-
0.55	119	44	1.7	12.07	BF06-../DPE08XA4	18	2000	-
0.55	101	52	1.65	14.21	BF06-../DPE08XA4	18	2100	-
0.55	85	61	1.55	16.99	BF06-../DPE08XA4	18	2500	-
0.55	71	73	1.3	20.42	BF06-../DPE08XA4	18	2700	-
0.55	54	97	0.98	26.76	BF06-../DPE08XA4	18	3000	-
0.55	45.5	115	0.83	31.50	BF06-../DPE08XA4	18	3200	-
0.55	72	72	3.3	20.05	BF10-../DPE08XA4	30	3000	-
0.55	62	84	2.9	23.28	BF10-../DPE08XA4	30	3200	-
0.55	56	93	2.6	25.60	BF10-../DPE08XA4	30	3350	-
0.55	51	102	2.4	28.47	BF10-../DPE08XA4	30	3450	-

The torques marked (*) are maximum permissible torques for service factor f_B=1.0.

BF-series parallel shaft geared motors

Selection - shaft-mounted geared motors DPE - IE3

0.55 kW



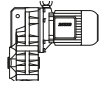
P _N [kW]	n ₂ [1/min]	50 Hz		i [:1]	Type	m [kg]	[N]	[N]
		M ₂ [Nm]	f _B [-]					
0.55	46	114	2.1	31.31	BF10-../DPE08XA4	30	3600	-
0.55	40	131	1.85	36.15	BF10-../DPE08XA4	30	3800	-
0.55	36	145	1.65	39.75	BF10-../DPE08XA4	30	3950	-
0.55	33.5	156	1.55	43.06	BF10-../DPE08XA4	30	4100	-
0.55	30.5	172	1.4	47.35	BF10-../DPE08XA4	30	4250	-
0.55	28	187	1.3	51.28	BF10-../DPE08XA4	30	4400	-
0.55	25.5	205	1.15	56.39	BF10-../DPE08XA4	30	4550	-
0.55	23.5	220	1.1	61.55	BF10-../DPE08XA4	30	4700	-
0.55	21.5	240	1.0	67.69	BF10-../DPE08XA4	30	4900	-
0.55	18.5	280	0.86	77.55	BF10-../DPE08XA4	30	5100	-
0.55	40	131	3.2	35.85	BF20-../DPE08XA4	36	4650	-
0.55	34.5	152	2.8	41.72	BF20-../DPE08XA4	36	4950	-
0.55	31.5	166	2.5	45.90	BF20-../DPE08XA4	36	5100	-
0.55	29.5	178	2.4	48.56	BF20-../DPE08XA4	36	5200	-
0.55	27	194	2.2	53.43	BF20-../DPE08XA4	36	5500	-
0.55	25	210	2.0	58.24	BF20-../DPE08XA4	36	5600	-
0.55	22.5	230	1.85	64.08	BF20-../DPE08XA4	36	5900	-
0.55	21	250	1.7	69.70	BF20-../DPE08XA4	36	6100	-
0.55	19	275	1.55	76.69	BF20-../DPE08XA4	36	6300	-
0.55	16.5	315	1.35	87.31	BF20-../DPE08XA4	36	6600	-
0.55	14.5	360	1.15	100.2	BF20-../DPE08XA4	36	7000	-
0.55	13	400	1.05	110.2	BF20-../DPE08XA4	36	7300	-
0.55	12	435	0.97	123.5	BF20-../DPE08XA4	36	7600	-
0.55	11	475	0.88	135.9	BF20-../DPE08XA4	36	7900	-
0.55	10.5	500	0.84	141.2	BF20Z-../DPE08XA4	38	7900	-
0.55	27.5	191	3.0	52.20	BF30-../DPE08XA4	46	5000	-
0.55	25	210	2.7	57.41	BF30-../DPE08XA4	46	5200	-
0.55	23.5	220	2.6	61.17	BF30-../DPE08XA4	46	5300	-
0.55	21.5	240	2.4	67.28	BF30-../DPE08XA4	46	5500	-
0.55	20	260	2.2	72.13	BF30-../DPE08XA4	46	5700	-
0.55	18.5	280	2.1	79.34	BF30-../DPE08XA4	46	5900	-
0.55	16.5	315	1.85	87.08	BF30-../DPE08XA4	46	6200	-
0.55	15	350	1.65	95.79	BF30-../DPE08XA4	46	6400	-
0.55	13.5	385	1.5	107.6	BF30-../DPE08XA4	46	6700	-
0.55	12.5	420	1.35	118.3	BF30-../DPE08XA4	46	7000	-
0.55	11.5	455	1.25	124.7	BF30-../DPE08XA4	46	7100	-
0.55	10.5	500	1.15	137.1	BF30-../DPE08XA4	46	7400	-
0.55	9.5	550	1.05	150.7	BF30Z-../DPE08XA4	48	7400	-
0.55	8.7	600	0.96	165.8	BF30Z-../DPE08XA4	48	7400	-
0.55	8.1	640	0.9	176.6	BF30Z-../DPE08XA4	48	7400	-
0.55	7.4	700	0.82	194.3	BF30Z-../DPE08XA4	48	7400	-
0.55	18.5	280	3.2	78.55	BF40-../DPE08XA4	55	8500	-
0.55	17.5	300	3.0	83.91	BF40-../DPE08XA4	55	8700	-
0.55	15.5	335	2.7	92.31	BF40-../DPE08XA4	55	9100	-
0.55	14.5	360	2.5	101.0	BF40-../DPE08XA4	55	9400	-
0.55	13	400	2.3	111.1	BF40-../DPE08XA4	55	9800	-
0.55	11.5	455	2.0	124.5	BF40-../DPE08XA4	55	10200	-
0.55	10.5	500	1.8	137.0	BF40-../DPE08XA4	55	10600	-
0.55	9.2	570	1.6	155.6	BF40Z-../DPE08XA4	59	10600	-
0.55	8.4	620	1.45	171.2	BF40Z-../DPE08XA4	59	10600	-
0.55	7.6	690	1.3	188.3	BF40Z-../DPE08XA4	59	10600	-
0.55	7.1	730	1.25	202.2	BF40Z-../DPE08XA4	59	10600	-
0.55	6.5	800	1.15	222.4	BF40Z-../DPE08XA4	59	10600	-
0.55	5.7	920	0.98	253.2	BF40Z-../DPE08XA4	59	10600	-
0.55	5.2	1010	0.89	278.5	BF40Z-../DPE08XA4	59	10600	-
0.55	4.9	1070	0.84	295.1	BF40Z-../DPE08XA4	59	10600	-
0.55	13	400	3.3	114.0	BF50-../DPE08XA4	84	12900	-
0.55	11.5	455	2.9	127.5	BF50-../DPE08XA4	84	13600	-
0.55	10.5	500	2.6	138.1	BF50Z-../DPE08XA4	88	13600	-
0.55	9.3	560	2.3	154.5	BF50Z-../DPE08XA4	88	13600	-
0.55	7.8	670	1.95	183.5	BF50Z-../DPE08XA4	88	13600	-
0.55	7.0	750	1.75	205.2	BF50Z-../DPE08XA4	88	13600	-
0.55	5.8	900	1.45	247.5	BF50Z-../DPE08XA4	88	13600	-
0.55	5.2	1010	1.3	276.8	BF50Z-../DPE08XA4	88	13600	-
0.55	4.6	1140	1.15	316.6	BF50Z-../DPE08XA4	88	13600	-

The torques marked (*) are maximum permissible torques for service factor f_B=1.0.

BF-series parallel shaft geared motors

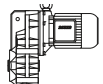
Selection - shaft-mounted geared motors DPE - IE3

0.55 kW



P _N [kW]	n ₂ [1/min]	50 Hz		i [:1]	Type	m [kg]	[N]	[N]
		M ₂ [Nm]	f _B [—]					
0.55	4.1	1280	1.0	354.0	BF50Z-../DPE08XA4	88	13600	-
0.55	3.7	1410	0.92	392.8	BF50Z-../DPE08XA4	88	13600	-
0.55	3.3	1590	0.82	439.3	BF50Z-../DPE08XA4	88	13600	-
0.55	6.5	800	2.9	221.4	BF60Z-../DPE08XA4	132	15300	43300
0.55	5.9	890	2.6	245.6	BF60Z-../DPE08XA4	132	15300	43300
0.55	4.9	1070	2.1	293.4	BF60Z-../DPE08XA4	132	15300	43300
0.55	4.4	1190	1.95	325.6	BF60Z-../DPE08XA4	132	15300	43300
0.55	3.8	1380	1.65	380.0	BF60Z-../DPE08XA4	132	15300	43300
0.55	3.4	1540	1.5	421.6	BF60Z-../DPE08XA4	132	15300	43300
0.55	3.2	1640	1.4	459.9	BF60Z-../DPE08XA4	132	15300	43300
0.55	2.9	1810	1.25	510.3	BF60Z-../DPE08XA4	132	15300	43300
0.55	2.6	1780	1.4	569.3	BF60G20-../DPE08XA4	140	15300	43300
0.55	2.1	2200	1.15	689.0	BF60G20-../DPE08XA4	140	15300	43300
0.55	1.8	2600	0.96	813.2	BF60G20-../DPE08XA4	140	15300	43300
0.55	1.6	3000	0.83	937.6	BF60G20-../DPE08XA4	140	15300	43300
0.55	3.3	1590	3.3	439.2	BF70Z-../DPE08XA4	220	16100	47700
0.55	2.8	1870	2.8	512.4	BF70Z-../DPE08XA4	220	16100	47700
0.55	2.5	1850	3.1	577.5	BF70G20-../DPE08XA4	218	16100	47700
0.55	2.2	2100	2.7	673.6	BF70G20-../DPE08XA4	218	16100	47700
0.55	1.7	2800	2.0	872.1	BF70G20-../DPE08XA4	218	16100	47700
0.55	1.5	3200	1.8	1017	BF70G20-../DPE08XA4	218	16100	47700
0.55	1.1	4400	1.3	1390	BF70G20-../DPE08XA4	218	16100	47700
0.55	0.9	5400	1.05	1621	BF70G20-../DPE08XA4	218	16100	47700
0.55	1.5	3500	3.0	990.4	BF80Z-../DPE08XA4	337	39600	75000
0.55	1.3	4000	2.6	1124	BF80Z-../DPE08XA4	337	39600	75000
0.55	1.1	3300	3.2	1329	BF80G40-../DPE08XA4	342	39600	75000
0.55	1.0	3850	2.7	1491	BF80G40-../DPE08XA4	342	39600	75000
0.55	0.85	4550	2.3	1693	BF80G40-../DPE08XA4	342	39600	75000
0.55	0.7	5900	1.8	2051	BF80G40-../DPE08XA4	342	39600	75000
0.55	0.6	7100	1.5	2422	BF80G40-../DPE08XA4	342	39600	75000
0.55	0.55	7500	1.4	2785	BF80G40-../DPE08XA4	342	39600	75000
0.55	0.47	9000	1.15	3092	BF80G40-../DPE08XA4	342	39600	75000
0.55	0.42	10200	1.05	3461	BF80G40-../DPE08XA4	342	39600	75000
0.55	0.55	7100	2.6	2656	BF90G50-../DPE08XA4	613	42800	120000
0.55	0.49	8400	2.2	2952	BF90G50-../DPE08XA4	613	42800	120000
0.55	0.44	9400	1.95	3286	BF90G50-../DPE08XA4	613	42800	120000
0.55	0.4	10600	1.75	3644	BF90G50-../DPE08XA4	613	42800	120000
0.55	0.33	13400	1.4	4366	BF90G50-../DPE08XA4	613	42800	120000
0.55	0.3	15000	1.25	4839	BF90G50-../DPE08XA4	613	42800	120000

0.75 kW



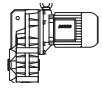
P _N [kW]	n ₂ [1/min]	50 Hz		i [:1]	Type	m [kg]	[N]	[N]
		M ₂ [Nm]	f _B [—]					
0.75	250	28.5	2.2	5.72	BF06-../DPE08XB4	18	1600	-
0.75	187	38	1.8	7.66	BF06-../DPE08XB4	18	1800	-
0.75	155	46	1.5	9.21	BF06-../DPE08XB4	18	1900	-
0.75	119	60	1.25	12.07	BF06-../DPE08XB4	18	2000	-
0.75	101	70	1.2	14.21	BF06-../DPE08XB4	18	2100	-
0.75	84	85	1.1	16.99	BF06-../DPE08XB4	18	2500	-
0.75	70	102	0.93	20.42	BF06-../DPE08XB4	18	2700	-
0.75	121	59	3.1	11.84	BF10-../DPE08XB4	30	2500	-
0.75	95	75	2.4	15.04	BF10-../DPE08XB4	30	2800	-
0.75	79	90	2.7	18.23	BF10-../DPE08XB4	30	2900	-
0.75	72	99	2.4	20.05	BF10-../DPE08XB4	30	3000	-
0.75	62	115	2.1	23.28	BF10-../DPE08XB4	30	3200	-
0.75	56	127	1.9	25.60	BF10-../DPE08XB4	30	3350	-
0.75	51	140	1.7	28.47	BF10-../DPE08XB4	30	3450	-
0.75	46	155	1.55	31.31	BF10-../DPE08XB4	30	3600	-
0.75	39.5	181	1.35	36.15	BF10-../DPE08XB4	30	3800	-

The torques marked (*) are maximum permissible torques for service factor f_B=1.0.

BF-series parallel shaft geared motors

Selection - shaft-mounted geared motors DPE - IE3

0.75 kW



P _N [kW]	n ₂ [1/min]	50 Hz		i [:1]	Type	m [kg]	[N]	[N]
		M ₂ [Nm]	f _B [-]					
0.75	36	198	1.2	39.75	BF10-../DPE08XB4	30	3950	-
0.75	33.5	210	1.15	43.06	BF10-../DPE08XB4	30	4100	-
0.75	30.5	230	1.05	47.35	BF10-../DPE08XB4	30	4250	-
0.75	28	255	0.94	51.28	BF10-../DPE08XB4	30	4400	-
0.75	25.5	280	0.86	56.39	BF10-../DPE08XB4	30	4550	-
0.75	23.5	300	0.8	61.55	BF10-../DPE08XB4	30	4700	-
0.75	59	121	3.3	24.25	BF20-../DPE08XB4	36	3950	-
0.75	52	137	3.1	27.62	BF20-../DPE08XB4	36	4150	-
0.75	47	152	2.8	30.40	BF20-../DPE08XB4	36	4400	-
0.75	44	162	2.6	32.58	BF20-../DPE08XB4	36	4450	-
0.75	40	179	2.3	35.85	BF20-../DPE08XB4	36	4650	-
0.75	34.5	205	2.0	41.72	BF20-../DPE08XB4	36	4950	-
0.75	31.5	225	1.85	45.90	BF20-../DPE08XB4	36	5100	-
0.75	29.5	240	1.75	48.56	BF20-../DPE08XB4	36	5200	-
0.75	27	265	1.6	53.43	BF20-../DPE08XB4	36	5500	-
0.75	24.5	290	1.45	58.24	BF20-../DPE08XB4	36	5600	-
0.75	22.5	315	1.35	64.08	BF20-../DPE08XB4	36	5900	-
0.75	20.5	345	1.2	69.70	BF20-../DPE08XB4	36	6100	-
0.75	19	375	1.1	76.69	BF20-../DPE08XB4	36	6300	-
0.75	16.5	430	0.98	87.31	BF20-../DPE08XB4	36	6600	-
0.75	14.5	490	0.86	100.2	BF20-../DPE08XB4	36	7000	-
0.75	41	174	3.3	35.00	BF30-../DPE08XB4	46	4200	-
0.75	37.5	191	3.0	38.49	BF30-../DPE08XB4	46	4400	-
0.75	35	200	2.9	41.01	BF30-../DPE08XB4	46	4500	-
0.75	32	220	2.6	45.10	BF30-../DPE08XB4	46	4700	-
0.75	27.5	260	2.2	52.20	BF30-../DPE08XB4	46	5000	-
0.75	25	285	2.0	57.41	BF30-../DPE08XB4	46	5200	-
0.75	23.5	300	1.9	61.17	BF30-../DPE08XB4	46	5300	-
0.75	21.5	330	1.75	67.28	BF30-../DPE08XB4	46	5500	-
0.75	20	355	1.6	72.13	BF30-../DPE08XB4	46	5700	-
0.75	18	395	1.45	79.34	BF30-../DPE08XB4	46	5900	-
0.75	16.5	430	1.35	87.08	BF30-../DPE08XB4	46	6200	-
0.75	15	475	1.2	95.79	BF30-../DPE08XB4	46	6400	-
0.75	13.5	530	1.1	107.6	BF30-../DPE08XB4	46	6700	-
0.75	12.5	570	1.0	118.3	BF30-../DPE08XB4	46	7000	-
0.75	11.5	620	0.93	124.7	BF30-../DPE08XB4	46	7100	-
0.75	10.5	680	0.85	137.1	BF30-../DPE08XB4	46	7400	-
0.75	26.5	270	3.3	53.82	BF40-../DPE08XB4	56	7200	-
0.75	23.5	300	3.0	61.25	BF40-../DPE08XB4	56	7600	-
0.75	21.5	330	2.7	67.38	BF40-../DPE08XB4	56	8000	-
0.75	20	355	2.5	71.40	BF40-../DPE08XB4	56	8100	-
0.75	18.5	385	2.3	78.55	BF40-../DPE08XB4	56	8500	-
0.75	17	420	2.1	83.91	BF40-../DPE08XB4	56	8700	-
0.75	15.5	460	1.95	92.31	BF40-../DPE08XB4	56	9100	-
0.75	14.5	490	1.85	101.0	BF40-../DPE08XB4	56	9400	-
0.75	13	550	1.65	111.1	BF40-../DPE08XB4	56	9800	-
0.75	11.5	620	1.45	124.5	BF40-../DPE08XB4	56	10200	-
0.75	10.5	680	1.3	137.0	BF40-../DPE08XB4	56	10600	-
0.75	9.2	770	1.15	155.6	BF40Z-../DPE08XB4	59	10600	-
0.75	8.4	850	1.05	171.2	BF40Z-../DPE08XB4	59	10600	-
0.75	7.6	940	0.96	188.3	BF40Z-../DPE08XB4	59	10600	-
0.75	7.1	1000	0.9	202.2	BF40Z-../DPE08XB4	59	10600	-
0.75	6.5	1100	0.82	222.4	BF40Z-../DPE08XB4	59	10600	-
0.75	18	395	3.3	81.33	BF50-../DPE08XB4	84	11300	-
0.75	16	445	2.9	90.24	BF50-../DPE08XB4	84	11800	-
0.75	14.5	490	2.7	100.9	BF50-../DPE08XB4	84	12300	-
0.75	12.5	570	2.3	114.0	BF50-../DPE08XB4	84	12900	-
0.75	11.5	620	2.1	127.5	BF50-../DPE08XB4	84	13600	-
0.75	10.5	680	1.9	138.1	BF50Z-../DPE08XB4	89	13600	-
0.75	9.3	770	1.7	154.5	BF50Z-../DPE08XB4	89	13600	-
0.75	7.8	910	1.45	183.5	BF50Z-../DPE08XB4	89	13600	-
0.75	7.0	1020	1.25	205.2	BF50Z-../DPE08XB4	89	13600	-
0.75	5.8	1230	1.05	247.5	BF50Z-../DPE08XB4	89	13600	-
0.75	5.2	1370	0.95	276.8	BF50Z-../DPE08XB4	89	13600	-
0.75	4.6	1550	0.84	316.6	BF50Z-../DPE08XB4	89	13600	-

The torques marked (*) are maximum permissible torques for service factor f_B=1.0.

BF-series parallel shaft geared motors

Selection - shaft-mounted geared motors DPE - IE3

0.75 kW



P _N [kW]	n ₂ [1/min]	50 Hz		i [:1]	Type	m		
		M ₂ [Nm]	f _B [—]			[kg]	[N]	[N]
0.75	8.5	840	2.7	169.2	BF60Z-../DPE08XB4	133	15300	43300
0.75	7.6	940	2.4	187.7	BF60Z-../DPE08XB4	133	15300	43300
0.75	6.5	1100	2.1	221.4	BF60Z-../DPE08XB4	133	15300	43300
0.75	5.9	1210	1.9	245.6	BF60Z-../DPE08XB4	133	15300	43300
0.75	4.9	1460	1.6	293.4	BF60Z-../DPE08XB4	133	15300	43300
0.75	4.4	1620	1.4	325.6	BF60Z-../DPE08XB4	133	15300	43300
0.75	3.8	1880	1.2	380.0	BF60Z-../DPE08XB4	133	15300	43300
0.75	3.4	2100	1.1	421.6	BF60Z-../DPE08XB4	133	15300	43300
0.75	3.1	2300	1.0	459.9	BF60Z-../DPE08XB4	133	15300	43300
0.75	2.8	2550	0.9	510.3	BF60Z-../DPE08XB4	133	15300	43300
0.75	2.6	2500	1.0	569.3	BF60G20-../DPE08XB4	140	15300	43300
0.75	2.1	3100	0.81	689.0	BF60G20-../DPE08XB4	140	15300	43300
0.75	4.2	1700	3.1	341.7	BF70Z-../DPE08XB4	221	16100	47700
0.75	3.6	1980	2.6	398.7	BF70Z-../DPE08XB4	221	16100	47700
0.75	3.3	2150	2.4	439.2	BF70Z-../DPE08XB4	221	16100	47700
0.75	2.8	2550	2.0	512.4	BF70Z-../DPE08XB4	221	16100	47700
0.75	2.5	2600	2.2	577.5	BF70G20-../DPE08XB4	219	16100	47700
0.75	2.2	2950	1.95	673.6	BF70G20-../DPE08XB4	219	16100	47700
0.75	1.7	3950	1.45	872.1	BF70G20-../DPE08XB4	219	16100	47700
0.75	1.5	4450	1.3	1017	BF70G20-../DPE08XB4	219	16100	47700
0.75	1.1	6100	0.93	1390	BF70G20-../DPE08XB4	219	16100	47700
0.75	2.2	3250	3.2	662.1	BF80Z-../DPE08XB4	338	39600	75000
0.75	1.9	3750	2.8	770.6	BF80Z-../DPE08XB4	338	39600	75000
0.75	1.7	4200	2.5	874.6	BF80Z-../DPE08XB4	338	39600	75000
0.75	1.5	4750	2.2	990.4	BF80Z-../DPE08XB4	338	39600	75000
0.75	1.3	5500	1.9	1124	BF80Z-../DPE08XB4	338	39600	75000
0.75	1.1	5000	2.1	1329	BF80G40-../DPE08XB4	343	39600	75000
0.75	1.0	5700	1.85	1491	BF80G40-../DPE08XB4	343	39600	75000
0.75	0.85	6800	1.55	1693	BF80G40-../DPE08XB4	343	39600	75000
0.75	0.7	8600	1.2	2051	BF80G40-../DPE08XB4	343	39600	75000
0.75	0.6	10300	1.0	2422	BF80G40-../DPE08XB4	343	39600	75000
0.75	1.0	5700	3.2	1444	BF90G50-../DPE08XB4	614	42800	120000
0.75	0.85	6800	2.7	1678	BF90G50-../DPE08XB4	614	42800	120000
0.75	0.8	7100	2.6	1867	BF90G50-../DPE08XB4	614	42800	120000
0.75	0.7	8100	2.3	2154	BF90G50-../DPE08XB4	614	42800	120000
0.75	0.55	10600	1.75	2656	BF90G50-../DPE08XB4	614	42800	120000
0.75	0.49	12300	1.5	2952	BF90G50-../DPE08XB4	614	42800	120000
0.75	0.44	13700	1.35	3286	BF90G50-../DPE08XB4	614	42800	120000
0.75	0.4	15400	1.2	3644	BF90G50-../DPE08XB4	614	42800	120000

1.1 kW



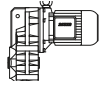
P _N [kW]	n ₂ [1/min]	50 Hz		i [:1]	Type	m		
		M ₂ [Nm]	f _B [—]			[kg]	[N]	[N]
1.1	260	40	3.5	5.60	BF10-../DPE09XA4	40	1950	-
1.1	190	55	2.8	7.58	BF10-../DPE09XA4	40	2200	-
1.1	149	70	2.5	9.69	BF10-../DPE09XA4	40	2350	-
1.1	122	86	2.1	11.84	BF10-../DPE09XA4	40	2500	-
1.1	96	109	1.7	15.04	BF10-../DPE09XA4	40	2800	-
1.1	79	132	1.8	18.23	BF10-../DPE09XA4	40	2900	-
1.1	72	145	1.65	20.05	BF10-../DPE09XA4	40	3000	-
1.1	62	169	1.4	23.28	BF10-../DPE09XA4	40	3200	-
1.1	57	184	1.3	25.60	BF10-../DPE09XA4	40	3350	-
1.1	51	205	1.15	28.47	BF10-../DPE09XA4	40	3450	-
1.1	46	225	1.05	31.31	BF10-../DPE09XA4	40	3600	-
1.1	40	260	0.92	36.15	BF10-../DPE09XA4	40	3800	-
1.1	36.5	285	0.84	39.75	BF10-../DPE09XA4	40	3950	-
1.1	110	95	3.0	13.18	BF20-../DPE09XA4	46	3300	-
1.1	93	112	2.8	15.54	BF20-../DPE09XA4	46	3450	-
1.1	86	122	3.0	16.77	BF20-../DPE09XA4	46	3500	-
1.1	79	132	2.8	18.45	BF20-../DPE09XA4	46	3600	-

The torques marked (*) are maximum permissible torques for service factor f_B=1.0.

BF-series parallel shaft geared motors

Selection - shaft-mounted geared motors DPE - IE3

1.1 kW



P _N [kW]	n ₂ [1/min]	50 Hz		i [:1]	Type	m [kg]	[N]	[N]
		M ₂ [Nm]	f _B [-]					
1.1	66	159	2.5	22.04	BF20-../DPE09XA4	46	3800	-
1.1	60	175	2.3	24.25	BF20-../DPE09XA4	46	3950	-
1.1	53	198	2.1	27.62	BF20-../DPE09XA4	46	4150	-
1.1	47.5	220	1.9	30.40	BF20-../DPE09XA4	46	4400	-
1.1	44.5	235	1.8	32.58	BF20-../DPE09XA4	46	4450	-
1.1	40.5	255	1.65	35.85	BF20-../DPE09XA4	46	4650	-
1.1	35	300	1.4	41.72	BF20-../DPE09XA4	46	4950	-
1.1	31.5	330	1.25	45.90	BF20-../DPE09XA4	46	5100	-
1.1	30	350	1.2	48.56	BF20-../DPE09XA4	46	5200	-
1.1	27	385	1.1	53.43	BF20-../DPE09XA4	46	5500	-
1.1	25	420	1.0	58.24	BF20-../DPE09XA4	46	5600	-
1.1	22.5	465	0.9	64.08	BF20-../DPE09XA4	46	5900	-
1.1	21	500	0.84	69.70	BF20-../DPE09XA4	46	6100	-
1.1	66	159	3.3	21.85	BF30-../DPE09XA4	57	3500	-
1.1	60	175	3.2	24.03	BF30-../DPE09XA4	57	3600	-
1.1	52	200	2.9	28.23	BF30-../DPE09XA4	57	3800	-
1.1	46.5	225	2.6	31.05	BF30-../DPE09XA4	57	4000	-
1.1	41.5	250	2.3	35.00	BF30-../DPE09XA4	57	4200	-
1.1	37.5	280	2.1	38.49	BF30-../DPE09XA4	57	4400	-
1.1	35.5	295	1.95	41.01	BF30-../DPE09XA4	57	4500	-
1.1	32	325	1.75	45.10	BF30-../DPE09XA4	57	4700	-
1.1	28	375	1.55	52.20	BF30-../DPE09XA4	57	5000	-
1.1	25.5	410	1.4	57.41	BF30-../DPE09XA4	57	5200	-
1.1	24	435	1.3	61.17	BF30-../DPE09XA4	57	5300	-
1.1	21.5	485	1.2	67.28	BF30-../DPE09XA4	57	5500	-
1.1	20	520	1.1	72.13	BF30-../DPE09XA4	57	5700	-
1.1	18.5	560	1.05	79.34	BF30-../DPE09XA4	57	5900	-
1.1	17	610	0.94	87.08	BF30-../DPE09XA4	57	6200	-
1.1	15.5	670	0.86	95.79	BF30-../DPE09XA4	57	6400	-
1.1	38.5	270	3.3	37.64	BF40-../DPE09XA4	66	6200	-
1.1	35	300	3.0	41.42	BF40-../DPE09XA4	66	6500	-
1.1	32	325	2.8	45.56	BF40-../DPE09XA4	66	6800	-
1.1	29.5	355	2.5	48.92	BF40-../DPE09XA4	66	7000	-
1.1	27	385	2.3	53.82	BF40-../DPE09XA4	66	7200	-
1.1	24	435	2.1	61.25	BF40-../DPE09XA4	66	7600	-
1.1	21.5	485	1.85	67.38	BF40-../DPE09XA4	66	8000	-
1.1	20.5	510	1.75	71.40	BF40-../DPE09XA4	66	8100	-
1.1	18.5	560	1.6	78.55	BF40-../DPE09XA4	66	8500	-
1.1	17.5	600	1.5	83.91	BF40-../DPE09XA4	66	8700	-
1.1	16	650	1.4	92.31	BF40-../DPE09XA4	66	9100	-
1.1	14.5	720	1.25	101.0	BF40-../DPE09XA4	66	9400	-
1.1	13	800	1.15	111.1	BF40-../DPE09XA4	66	9800	-
1.1	12	870	1.05	124.5	BF40-../DPE09XA4	66	10200	-
1.1	11	950	0.95	137.0	BF40-../DPE09XA4	66	10600	-
1.1	10.5	1000	0.9	141.4	BF40Z-../DPE09XA4	70	10600	-
1.1	9.3	1120	0.8	155.6	BF40Z-../DPE09XA4	70	10600	-
1.1	25.5	410	3.2	56.86	BF50-../DPE09XA4	94	9300	-
1.1	23	455	2.9	63.59	BF50-../DPE09XA4	94	9800	-
1.1	20	520	2.5	72.72	BF50-../DPE09XA4	94	10700	-
1.1	18	580	2.2	81.33	BF50-../DPE09XA4	94	11300	-
1.1	16	650	2.0	90.24	BF50-../DPE09XA4	94	11800	-
1.1	14.5	720	1.8	100.9	BF50-../DPE09XA4	94	12300	-
1.1	13	800	1.65	114.0	BF50-../DPE09XA4	94	12900	-
1.1	11.5	910	1.45	127.5	BF50-../DPE09XA4	94	13600	-
1.1	10.5	1000	1.3	138.1	BF50Z-../DPE09XA4	99	13600	-
1.1	9.4	1110	1.15	154.5	BF50Z-../DPE09XA4	99	13600	-
1.1	7.9	1320	0.98	183.5	BF50Z-../DPE09XA4	99	13600	-
1.1	7.1	1470	0.88	205.2	BF50Z-../DPE09XA4	99	13600	-
1.1	14	750	3.1	103.7	BF60-../DPE09XA4	124	14100	39900
1.1	13	800	2.9	113.1	BF60-../DPE09XA4	124	14600	41300
1.1	11.5	910	2.5	125.5	BF60-../DPE09XA4	124	15300	43300
1.1	10.5	1000	2.3	140.8	BF60Z-../DPE09XA4	143	15300	43300
1.1	8.6	1220	1.9	169.2	BF60Z-../DPE09XA4	143	15300	43300
1.1	7.7	1360	1.7	187.7	BF60Z-../DPE09XA4	143	15300	43300
1.1	6.6	1590	1.45	221.4	BF60Z-../DPE09XA4	143	15300	43300
1.1	5.9	1780	1.3	245.6	BF60Z-../DPE09XA4	143	15300	43300

The torques marked (*) are maximum permissible torques for service factor f_B=1.0.

BF-series parallel shaft geared motors

Selection - shaft-mounted geared motors DPE - IE3

1.1 kW



P _N [kW]	n ₂ [1/min]	50 Hz		i [:1]	Type	m		
		M ₂ [Nm]	f _B [—]			[kg]	[N]	[N]
1.1	5.0	2100	1.1	293.4	BF60Z-../DPE09XA4	143	15300	43300
1.1	4.5	2300	1.0	325.6	BF60Z-../DPE09XA4	143	15300	43300
1.1	3.8	2750	0.84	380.0	BF60Z-../DPE09XA4	143	15300	43300
1.1	6.2	1690	3.1	233.0	BF70Z-../DPE09XA4	231	16100	47700
1.1	5.6	1870	2.8	258.7	BF70Z-../DPE09XA4	231	16100	47700
1.1	4.8	2150	2.4	301.8	BF70Z-../DPE09XA4	231	16100	47700
1.1	4.3	2400	2.2	341.7	BF70Z-../DPE09XA4	231	16100	47700
1.1	3.7	2800	1.85	398.7	BF70Z-../DPE09XA4	231	16100	47700
1.1	3.3	3150	1.65	439.2	BF70Z-../DPE09XA4	231	16100	47700
1.1	2.9	3600	1.45	512.4	BF70Z-../DPE09XA4	231	16100	47700
1.1	2.8	3500	1.65	524.1	BF70G20-../DPE09XA4	229	16100	47700
1.1	2.5	3950	1.45	577.5	BF70G20-../DPE09XA4	229	16100	47700
1.1	2.2	4450	1.3	673.6	BF70G20-../DPE09XA4	229	16100	47700
1.1	1.7	5900	0.97	872.1	BF70G20-../DPE09XA4	229	16100	47700
1.1	1.5	6700	0.85	1017	BF70G20-../DPE09XA4	229	16100	47700
1.1	3.2	3250	3.2	450.4	BF80Z-../DPE09XA4	348	39600	75000
1.1	2.9	3600	2.9	511.2	BF80Z-../DPE09XA4	348	39600	75000
1.1	2.5	4200	2.5	583.4	BF80Z-../DPE09XA4	348	39600	75000
1.1	2.2	4750	2.2	662.1	BF80Z-../DPE09XA4	348	39600	75000
1.1	1.9	5500	1.9	770.6	BF80Z-../DPE09XA4	348	39600	75000
1.1	1.7	6100	1.7	874.6	BF80Z-../DPE09XA4	348	39600	75000
1.1	1.5	7000	1.5	990.4	BF80Z-../DPE09XA4	348	39600	75000
1.1	1.3	8000	1.3	1124	BF80Z-../DPE09XA4	348	39600	75000
1.1	1.1	8100	1.3	1329	BF80G40-../DPE09XA4	353	39600	75000
1.1	1.0	9100	1.15	1491	BF80G40-../DPE09XA4	353	39600	75000
1.1	0.9	10000	1.05	1693	BF80G40-../DPE09XA4	353	39600	75000
1.1	1.8	5800	3.2	845.1	BF90Z-../DPE09XA4	612	42800	120000
1.1	1.4	6100	3.0	1043	BF90G50-../DPE09XA4	624	42800	120000
1.1	1.2	7100	2.6	1204	BF90G50-../DPE09XA4	624	42800	120000
1.1	1.0	9100	2.0	1444	BF90G50-../DPE09XA4	624	42800	120000
1.1	0.9	10000	1.85	1678	BF90G50-../DPE09XA4	624	42800	120000
1.1	0.8	11300	1.65	1867	BF90G50-../DPE09XA4	624	42800	120000
1.1	0.7	12900	1.45	2154	BF90G50-../DPE09XA4	624	42800	120000
1.1	0.55	16700	1.1	2656	BF90G50-../DPE09XA4	624	42800	120000

1.5 kW



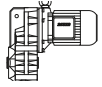
P _N [kW]	n ₂ [1/min]	50 Hz		i [:1]	Type	m		
		M ₂ [Nm]	f _B [—]			[kg]	[N]	[N]
1.5	260	55	2.5	5.60	BF10-../DPE09XB4	40	1950	-
1.5	190	75	2.0	7.58	BF10-../DPE09XB4	40	2200	-
1.5	149	96	1.85	9.69	BF10-../DPE09XB4	40	2350	-
1.5	122	117	1.55	11.84	BF10-../DPE09XB4	40	2500	-
1.5	96	149	1.25	15.04	BF10-../DPE09XB4	40	2800	-
1.5	79	181	1.35	18.23	BF10-../DPE09XB4	40	2900	-
1.5	72	198	1.2	20.05	BF10-../DPE09XB4	40	3000	-
1.5	62	230	1.05	23.28	BF10-../DPE09XB4	40	3200	-
1.5	57	250	0.96	25.60	BF10-../DPE09XB4	40	3350	-
1.5	51	280	0.86	28.47	BF10-../DPE09XB4	40	3450	-
1.5	180	79	2.8	8.00	BF20-../DPE09XB4	46	2850	-
1.5	137	104	2.5	10.51	BF20-../DPE09XB4	46	3100	-
1.5	109	131	2.2	13.18	BF20-../DPE09XB4	46	3300	-
1.5	93	154	2.0	15.54	BF20-../DPE09XB4	46	3450	-
1.5	86	166	2.2	16.77	BF20-../DPE09XB4	46	3500	-
1.5	78	183	2.0	18.45	BF20-../DPE09XB4	46	3600	-
1.5	66	215	1.85	22.04	BF20-../DPE09XB4	46	3800	-
1.5	60	235	1.7	24.25	BF20-../DPE09XB4	46	3950	-
1.5	52	275	1.55	27.62	BF20-../DPE09XB4	46	4150	-
1.5	47.5	300	1.4	30.40	BF20-../DPE09XB4	46	4400	-
1.5	44.5	320	1.3	32.58	BF20-../DPE09XB4	46	4450	-
1.5	40.5	350	1.2	35.85	BF20-../DPE09XB4	46	4650	-

The torques marked (*) are maximum permissible torques for service factor f_B=1.0.

BF-series parallel shaft geared motors

Selection - shaft-mounted geared motors DPE - IE3

1.5 kW



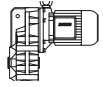
P _N [kW]	n ₂ [1/min]	50 Hz		i [:1]	Type	m [kg]	[N]	[N]
		M ₂ [Nm]	f _B [-]					
1.5	34.5	415	1.0	41.72	BF20-../DPE09XB4	46	4950	-
1.5	31.5	450	0.93	45.90	BF20-../DPE09XB4	46	5100	-
1.5	30	475	0.88	48.56	BF20-../DPE09XB4	46	5200	-
1.5	144	99	3.2	9.99	BF30-../DPE09XB4	57	2850	-
1.5	112	127	2.9	12.91	BF30-../DPE09XB4	57	3050	-
1.5	90	159	2.6	16.00	BF30-../DPE09XB4	57	3250	-
1.5	82	174	2.8	17.65	BF30-../DPE09XB4	57	3300	-
1.5	74	193	2.6	19.41	BF30-../DPE09XB4	57	3400	-
1.5	66	215	2.5	21.85	BF30-../DPE09XB4	57	3500	-
1.5	60	235	2.4	24.03	BF30-../DPE09XB4	57	3600	-
1.5	51	280	2.1	28.23	BF30-../DPE09XB4	57	3800	-
1.5	46.5	305	1.9	31.05	BF30-../DPE09XB4	57	4000	-
1.5	41	345	1.65	35.00	BF30-../DPE09XB4	57	4200	-
1.5	37.5	380	1.5	38.49	BF30-../DPE09XB4	57	4400	-
1.5	35	405	1.4	41.01	BF30-../DPE09XB4	57	4500	-
1.5	32	445	1.3	45.10	BF30-../DPE09XB4	57	4700	-
1.5	27.5	520	1.1	52.20	BF30-../DPE09XB4	57	5000	-
1.5	25	570	1.0	57.41	BF30-../DPE09XB4	57	5200	-
1.5	23.5	600	0.96	61.17	BF30-../DPE09XB4	57	5300	-
1.5	21.5	660	0.87	67.28	BF30-../DPE09XB4	57	5500	-
1.5	20	710	0.81	72.13	BF30-../DPE09XB4	57	5700	-
1.5	67	210	3.3	21.60	BF40-../DPE09XB4	66	5200	-
1.5	61	230	3.2	23.77	BF40-../DPE09XB4	66	5400	-
1.5	54	265	2.9	26.86	BF40-../DPE09XB4	66	5600	-
1.5	49	290	2.8	29.55	BF40-../DPE09XB4	66	5800	-
1.5	42	340	2.5	34.21	BF40-../DPE09XB4	66	6000	-
1.5	38.5	370	2.4	37.64	BF40-../DPE09XB4	66	6200	-
1.5	35	405	2.2	41.42	BF40-../DPE09XB4	66	6500	-
1.5	31.5	450	2.0	45.56	BF40-../DPE09XB4	66	6800	-
1.5	29.5	485	1.85	48.92	BF40-../DPE09XB4	66	7000	-
1.5	27	530	1.7	53.82	BF40-../DPE09XB4	66	7200	-
1.5	23.5	600	1.5	61.25	BF40-../DPE09XB4	66	7600	-
1.5	21.5	660	1.35	67.38	BF40-../DPE09XB4	66	8000	-
1.5	20.5	690	1.3	71.40	BF40-../DPE09XB4	66	8100	-
1.5	18.5	770	1.15	78.55	BF40-../DPE09XB4	66	8500	-
1.5	17.5	810	1.1	83.91	BF40-../DPE09XB4	66	8700	-
1.5	16	890	1.0	92.31	BF40-../DPE09XB4	66	9100	-
1.5	14.5	980	0.92	101.0	BF40-../DPE09XB4	66	9400	-
1.5	13	1100	0.82	111.1	BF40-../DPE09XB4	66	9800	-
1.5	34.5	415	3.1	42.15	BF50-../DPE09XB4	94	8500	-
1.5	30.5	465	2.8	47.14	BF50-../DPE09XB4	94	8900	-
1.5	25.5	560	2.3	56.86	BF50-../DPE09XB4	94	9300	-
1.5	23	620	2.1	63.59	BF50-../DPE09XB4	94	9800	-
1.5	20	710	1.85	72.72	BF50-../DPE09XB4	94	10700	-
1.5	18	790	1.65	81.33	BF50-../DPE09XB4	94	11300	-
1.5	16	890	1.45	90.24	BF50-../DPE09XB4	94	11800	-
1.5	14.5	980	1.35	100.9	BF50-../DPE09XB4	94	12300	-
1.5	13	1100	1.2	114.0	BF50-../DPE09XB4	94	12900	-
1.5	11.5	1240	1.05	127.5	BF50-../DPE09XB4	94	13600	-
1.5	10.5	1360	0.96	138.1	BF50Z-../DPE09XB4	99	13600	-
1.5	9.3	1540	0.84	154.5	BF50Z-../DPE09XB4	99	13600	-
1.5	20	710	3.2	72.15	BF60-../DPE09XB4	124	12000	34000
1.5	18	790	2.9	80.05	BF60-../DPE09XB4	124	12600	35600
1.5	15.5	920	2.5	93.44	BF60-../DPE09XB4	124	13500	38200
1.5	14	1020	2.3	103.7	BF60-../DPE09XB4	124	14100	39900
1.5	13	1100	2.1	113.1	BF60-../DPE09XB4	124	14600	41300
1.5	11.5	1240	1.85	125.5	BF60-../DPE09XB4	124	15300	43300
1.5	10.5	1360	1.7	140.8	BF60Z-../DPE09XB4	143	15300	43300
1.5	8.5	1680	1.35	169.2	BF60Z-../DPE09XB4	143	15300	43300
1.5	7.7	1860	1.25	187.7	BF60Z-../DPE09XB4	143	15300	43300
1.5	6.5	2200	1.05	221.4	BF60Z-../DPE09XB4	143	15300	43300
1.5	5.9	2400	0.96	245.6	BF60Z-../DPE09XB4	143	15300	43300
1.5	8.0	1790	2.9	179.7	BF70Z-../DPE09XB4	231	16100	47700
1.5	7.2	1980	2.6	199.7	BF70Z-../DPE09XB4	231	16100	47700
1.5	6.2	2300	2.3	233.0	BF70Z-../DPE09XB4	231	16100	47700

The torques marked (*) are maximum permissible torques for service factor f_B=1.0.

BF-series parallel shaft geared motors

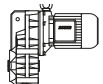
Selection - shaft-mounted geared motors DPE - IE3

1.5 kW



P _N [kW]	n ₂ [1/min]	50 Hz		i [:1]	Type	m [kg]	[N]	[N]
		M ₂ [Nm]	f _B [—]					
1.5	5.6	2550	2.0	258.7	BF70Z-../DPE09XB4	231	16100	47700
1.5	4.8	2950	1.75	301.8	BF70Z-../DPE09XB4	231	16100	47700
1.5	4.2	3400	1.55	341.7	BF70Z-../DPE09XB4	231	16100	47700
1.5	3.6	3950	1.3	398.7	BF70Z-../DPE09XB4	231	16100	47700
1.5	3.3	4300	1.2	439.2	BF70Z-../DPE09XB4	231	16100	47700
1.5	2.9	4900	1.05	512.4	BF70Z-../DPE09XB4	231	16100	47700
1.5	2.8	4850	1.2	524.1	BF70G20-../DPE09XB4	229	16100	47700
1.5	2.5	5400	1.05	577.5	BF70G20-../DPE09XB4	229	16100	47700
1.5	2.2	6200	0.92	673.6	BF70G20-../DPE09XB4	229	16100	47700
1.5	4.2	3400	3.1	347.3	BF80Z-../DPE09XB4	348	39600	75000
1.5	3.7	3850	2.7	394.2	BF80Z-../DPE09XB4	348	39600	75000
1.5	3.2	4450	2.4	450.4	BF80Z-../DPE09XB4	348	39600	75000
1.5	2.9	4900	2.1	511.2	BF80Z-../DPE09XB4	348	39600	75000
1.5	2.5	5700	1.85	583.4	BF80Z-../DPE09XB4	348	39600	75000
1.5	2.2	6500	1.6	662.1	BF80Z-../DPE09XB4	348	39600	75000
1.5	1.9	7500	1.4	770.6	BF80Z-../DPE09XB4	348	39600	75000
1.5	1.7	8400	1.25	874.6	BF80Z-../DPE09XB4	348	39600	75000
1.5	1.5	9500	1.1	990.4	BF80Z-../DPE09XB4	348	39600	75000
1.5	1.3	11000	0.95	1124	BF80Z-../DPE09XB4	348	39600	75000
1.5	1.1	11500	0.91	1329	BF80G40-../DPE09XB4	353	39600	75000
1.5	1.0	12900	0.81	1491	BF80G40-../DPE09XB4	353	39600	75000
1.5	2.5	5700	3.2	591.1	BF90Z-../DPE09XB4	612	42800	120000
1.5	2.2	6500	2.8	658.1	BF90Z-../DPE09XB4	612	42800	120000
1.5	1.9	7500	2.5	759.0	BF90Z-../DPE09XB4	612	42800	120000
1.5	1.7	8400	2.2	845.1	BF90Z-../DPE09XB4	612	42800	120000
1.5	1.5	7900	2.3	976.1	BF90G50-../DPE09XB4	624	42800	120000
1.5	1.4	8800	2.1	1043	BF90G50-../DPE09XB4	624	42800	120000
1.5	1.2	10300	1.8	1204	BF90G50-../DPE09XB4	624	42800	120000
1.5	1.0	12900	1.45	1444	BF90G50-../DPE09XB4	624	42800	120000
1.5	0.9	14300	1.3	1678	BF90G50-../DPE09XB4	624	42800	120000
1.5	0.8	16100	1.15	1867	BF90G50-../DPE09XB4	624	42800	120000
1.5	0.7	18400	1.0	2154	BF90G50-../DPE09XB4	624	42800	120000

2.2 kW



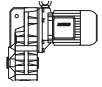
P _N [kW]	n ₂ [1/min]	50 Hz		i [:1]	Type	m [kg]	[N]	[N]
		M ₂ [Nm]	f _B [—]					
2.2	260	80	1.75	5.60	BF10-../DPE09XB4C	40	1950	-
2.2	192	109	1.4	7.58	BF10-../DPE09XB4C	40	2200	-
2.2	150	140	1.25	9.69	BF10-../DPE09XB4C	40	2350	-
2.2	123	170	1.1	11.84	BF10-../DPE09XB4C	40	2500	-
2.2	97	215	0.85	15.04	BF10-../DPE09XB4C	40	2800	-
2.2	80	260	0.92	18.23	BF10-../DPE09XB4C	40	2900	-
2.2	73	285	0.84	20.05	BF10-../DPE09XB4C	40	3000	-
2.2	245	85	2.4	6.04	BF20-../DPE09XB4C	46	2550	-
2.2	182	115	1.9	8.00	BF20-../DPE09XB4C	46	2850	-
2.2	138	152	1.7	10.51	BF20-../DPE09XB4C	46	3100	-
2.2	111	189	1.5	13.18	BF20-../DPE09XB4C	46	3300	-
2.2	94	220	1.4	15.54	BF20-../DPE09XB4C	46	3450	-
2.2	87	240	1.5	16.77	BF20-../DPE09XB4C	46	3500	-
2.2	79	265	1.4	18.45	BF20-../DPE09XB4C	46	3600	-
2.2	66	315	1.25	22.04	BF20-../DPE09XB4C	46	3800	-
2.2	60	350	1.15	24.25	BF20-../DPE09XB4C	46	3950	-
2.2	53	395	1.05	27.62	BF20-../DPE09XB4C	46	4150	-
2.2	48	435	0.97	30.40	BF20-../DPE09XB4C	46	4400	-
2.2	45	465	0.9	32.58	BF20-../DPE09XB4C	46	4450	-
2.2	40.5	510	0.82	35.85	BF20-../DPE09XB4C	46	4650	-
2.2	230	91	2.9	6.34	BF30-../DPE09XB4C	57	2400	-
2.2	180	116	2.5	8.07	BF30-../DPE09XB4C	57	2650	-
2.2	146	143	2.2	9.99	BF30-../DPE09XB4C	57	2850	-
2.2	113	185	2.0	12.91	BF30-../DPE09XB4C	57	3050	-

The torques marked (*) are maximum permissible torques for service factor f_B=1.0.

BF-series parallel shaft geared motors

Selection - shaft-mounted geared motors DPE - IE3

2.2 kW



P _N [kW]	n ₂ [1/min]	50 Hz		i [:1]	Type	m [kg]		
		M ₂ [Nm]	f _B [-]				[N]	[N]
2.2	91	230	1.75	16.00	BF30-../DPE09XB4C	57	3250	-
2.2	83	250	1.9	17.65	BF30-../DPE09XB4C	57	3300	-
2.2	75	280	1.8	19.41	BF30-../DPE09XB4C	57	3400	-
2.2	67	310	1.7	21.85	BF30-../DPE09XB4C	57	3500	-
2.2	61	340	1.65	24.03	BF30-../DPE09XB4C	57	3600	-
2.2	52	400	1.45	28.23	BF30-../DPE09XB4C	57	3800	-
2.2	47	445	1.3	31.05	BF30-../DPE09XB4C	57	4000	-
2.2	41.5	500	1.15	35.00	BF30-../DPE09XB4C	57	4200	-
2.2	38	550	1.05	38.49	BF30-../DPE09XB4C	57	4400	-
2.2	35.5	590	0.97	41.01	BF30-../DPE09XB4C	57	4500	-
2.2	32.5	640	0.9	45.10	BF30-../DPE09XB4C	57	4700	-
2.2	191	110	3.3	7.62	BF40-../DPE09XB4C	66	3900	-
2.2	153	137	3.0	9.48	BF40-../DPE09XB4C	66	4150	-
2.2	123	170	2.7	11.79	BF40-../DPE09XB4C	66	4450	-
2.2	97	215	2.4	15.02	BF40-../DPE09XB4C	66	4800	-
2.2	84	250	2.5	17.35	BF40-../DPE09XB4C	66	4950	-
2.2	76	275	2.4	19.09	BF40-../DPE09XB4C	66	5100	-
2.2	68	305	2.3	21.60	BF40-../DPE09XB4C	66	5200	-
2.2	62	335	2.2	23.77	BF40-../DPE09XB4C	66	5400	-
2.2	54	385	2.0	26.86	BF40-../DPE09XB4C	66	5600	-
2.2	49.5	420	1.9	29.55	BF40-../DPE09XB4C	66	5800	-
2.2	42.5	490	1.75	34.21	BF40-../DPE09XB4C	66	6000	-
2.2	39	530	1.7	37.64	BF40-../DPE09XB4C	66	6200	-
2.2	35.5	590	1.55	41.42	BF40-../DPE09XB4C	66	6500	-
2.2	32	650	1.4	45.56	BF40-../DPE09XB4C	66	6800	-
2.2	30	700	1.3	48.92	BF40-../DPE09XB4C	66	7000	-
2.2	27	770	1.15	53.82	BF40-../DPE09XB4C	66	7200	-
2.2	24	870	1.05	61.25	BF40-../DPE09XB4C	66	7600	-
2.2	22	950	0.95	67.38	BF40-../DPE09XB4C	66	8000	-
2.2	20.5	1020	0.88	71.40	BF40-../DPE09XB4C	66	8100	-
2.2	18.5	1130	0.8	78.55	BF40-../DPE09XB4C	66	8500	-
2.2	57	365	3.2	25.88	BF50-../DPE09XB4C	94	7100	-
2.2	46	455	2.8	31.73	BF50-../DPE09XB4C	94	7500	-
2.2	41	510	2.5	35.49	BF50-../DPE09XB4C	94	7800	-
2.2	34.5	600	2.2	42.15	BF50-../DPE09XB4C	94	8500	-
2.2	31	670	1.95	47.14	BF50-../DPE09XB4C	94	8900	-
2.2	26	800	1.65	56.86	BF50-../DPE09XB4C	94	9300	-
2.2	23	910	1.45	63.59	BF50-../DPE09XB4C	94	9800	-
2.2	20	1050	1.25	72.72	BF50-../DPE09XB4C	94	10700	-
2.2	18	1160	1.1	81.33	BF50-../DPE09XB4C	94	11300	-
2.2	16.5	1270	1.0	90.24	BF50-../DPE09XB4C	94	11800	-
2.2	14.5	1440	0.9	100.9	BF50-../DPE09XB4C	94	12300	-
2.2	13	1610	0.81	114.0	BF50-../DPE09XB4C	94	12900	-
2.2	27	770	3.0	54.44	BF60-../DPE09XB4C	124	10500	29700
2.2	24.5	850	2.7	60.40	BF60-../DPE09XB4C	124	11100	31400
2.2	20.5	1020	2.3	72.15	BF60-../DPE09XB4C	124	12000	34000
2.2	18.5	1130	2.0	80.05	BF60-../DPE09XB4C	124	12600	35600
2.2	16	1310	1.75	93.44	BF60-../DPE09XB4C	124	13500	38200
2.2	14	1500	1.55	103.7	BF60-../DPE09XB4C	124	14100	39900
2.2	13	1610	1.45	113.1	BF60-../DPE09XB4C	124	14600	41300
2.2	12	1750	1.3	125.5	BF60-../DPE09XB4C	124	15300	43300
2.2	10.5	2000	1.15	140.8	BF60Z-../DPE09XB4C	143	15300	43300
2.2	8.6	2400	0.96	169.2	BF60Z-../DPE09XB4C	143	15300	43300
2.2	7.8	2650	0.87	187.7	BF60Z-../DPE09XB4C	143	15300	43300
2.2	12	1750	3.0	122.7	BF70-../DPE09XB4C	210	16100	47700
2.2	11	1910	2.7	133.0	BF70Z-../DPE09XB4C	231	16100	47700
2.2	9.5	2200	2.4	154.0	BF70Z-../DPE09XB4C	231	16100	47700
2.2	8.1	2550	2.0	179.7	BF70Z-../DPE09XB4C	231	16100	47700
2.2	7.3	2850	1.8	199.7	BF70Z-../DPE09XB4C	231	16100	47700
2.2	6.3	3300	1.6	233.0	BF70Z-../DPE09XB4C	231	16100	47700
2.2	5.7	3650	1.4	258.7	BF70Z-../DPE09XB4C	231	16100	47700
2.2	4.9	4250	1.2	301.8	BF70Z-../DPE09XB4C	231	16100	47700
2.2	4.3	4850	1.05	341.7	BF70Z-../DPE09XB4C	231	16100	47700
2.2	3.7	5600	0.93	398.7	BF70Z-../DPE09XB4C	231	16100	47700
2.2	3.4	6100	0.85	439.2	BF70Z-../DPE09XB4C	231	16100	47700

The torques marked (*) are maximum permissible torques for service factor f_B=1.0.

BF-series parallel shaft geared motors

Selection - shaft-mounted geared motors DPE - IE3

2.2 kW



P _N [kW]	50 Hz			i [:1]	Type	m		
	n ₂ [1/min]	M ₂ [Nm]	f _B [-]			[kg]	[N]	[N]
2.2	7.0	3000	3.2	209.4	BF80-../DPE09XB4C	307	34300	75000
2.2	6.2	3350	2.8	237.1	BF80-../DPE09XB4C	307	36900	75000
2.2	5.4	3850	2.5	269.1	BF80-../DPE09XB4C	307	39600	75000
2.2	5.0	4200	2.5	291.7	BF80Z-../DPE09XB4C	348	39600	75000
2.2	4.2	5000	2.1	347.3	BF80Z-../DPE09XB4C	348	39600	75000
2.2	3.7	5600	1.9	394.2	BF80Z-../DPE09XB4C	348	39600	75000
2.2	3.3	6300	1.65	450.4	BF80Z-../DPE09XB4C	348	39600	75000
2.2	2.9	7200	1.45	511.2	BF80Z-../DPE09XB4C	348	39600	75000
2.2	2.5	8400	1.25	583.4	BF80Z-../DPE09XB4C	348	39600	75000
2.2	2.2	9500	1.1	662.1	BF80Z-../DPE09XB4C	348	39600	75000
2.2	1.9	11000	0.95	770.6	BF80Z-../DPE09XB4C	348	39600	75000
2.2	1.7	12300	0.85	874.6	BF80Z-../DPE09XB4C	348	39600	75000
2.2	3.2	6500	2.8	456.7	BF90Z-../DPE09XB4C	612	42800	120000
2.2	2.9	7200	2.6	508.5	BF90Z-../DPE09XB4C	612	42800	120000
2.2	2.5	8400	2.2	591.1	BF90Z-../DPE09XB4C	612	42800	120000
2.2	2.3	9100	2.0	658.1	BF90Z-../DPE09XB4C	612	42800	120000
2.2	2.0	10500	1.75	759.0	BF90Z-../DPE09XB4C	612	42800	120000
2.2	1.8	11600	1.6	845.1	BF90Z-../DPE09XB4C	612	42800	120000
2.2	1.5	12400	1.5	976.1	BF90G50-../DPE09XB4C	624	42800	120000
2.2	1.4	13600	1.35	1043	BF90G50-../DPE09XB4C	624	42800	120000
2.2	1.3	14500	1.3	1204	BF90G50-../DPE09XB4C	624	42800	120000
2.2	1.1	17700	1.05	1444	BF90G50-../DPE09XB4C	624	42800	120000

3 kW



P _N [kW]	50 Hz			i [:1]	Type	m		
	n ₂ [1/min]	M ₂ [Nm]	f _B [-]			[kg]	[N]	[N]
3	230	124	2.1	6.34	BF30-../DPE11LA4	78	2400	-
3	181	158	1.8	8.07	BF30-../DPE11LA4	78	2650	-
3	146	196	1.65	9.99	BF30-../DPE11LA4	78	2850	-
3	113	250	1.45	12.91	BF30-../DPE11LA4	78	3050	-
3	91	310	1.3	16.00	BF30-../DPE11LA4	78	3250	-
3	83	345	1.4	17.65	BF30-../DPE11LA4	78	3300	-
3	75	380	1.3	19.41	BF30-../DPE11LA4	78	3400	-
3	67	425	1.25	21.85	BF30-../DPE11LA4	78	3500	-
3	61	465	1.2	24.03	BF30-../DPE11LA4	78	3600	-
3	52	550	1.05	28.23	BF30-../DPE11LA4	78	3800	-
3	47	600	0.96	31.05	BF30-../DPE11LA4	78	4000	-
3	42	680	0.85	35.00	BF30-../DPE11LA4	78	4200	-
3	250	114	2.9	5.87	BF40-../DPE11LA4	92	3550	-
3	191	150	2.5	7.62	BF40-../DPE11LA4	92	3900	-
3	154	186	2.2	9.48	BF40-../DPE11LA4	92	4150	-
3	124	230	2.0	11.79	BF40-../DPE11LA4	92	4450	-
3	97	295	1.75	15.02	BF40-../DPE11LA4	92	4800	-
3	84	340	1.85	17.35	BF40-../DPE11LA4	92	4950	-
3	77	370	1.8	19.09	BF40-../DPE11LA4	92	5100	-
3	68	420	1.65	21.60	BF40-../DPE11LA4	92	5200	-
3	62	460	1.6	23.77	BF40-../DPE11LA4	92	5400	-
3	55	520	1.5	26.86	BF40-../DPE11LA4	92	5600	-
3	49.5	570	1.4	29.55	BF40-../DPE11LA4	92	5800	-
3	43	660	1.3	34.21	BF40-../DPE11LA4	92	6000	-
3	39	730	1.2	37.64	BF40-../DPE11LA4	92	6200	-
3	35.5	800	1.15	41.42	BF40-../DPE11LA4	92	6500	-
3	32	890	1.0	45.56	BF40-../DPE11LA4	92	6800	-
3	30	950	0.95	48.92	BF40-../DPE11LA4	92	7000	-
3	27.5	1040	0.87	53.82	BF40-../DPE11LA4	92	7200	-
3	137	205	3.3	10.68	BF50-../DPE11LA4	122	5600	-
3	100	285	2.8	14.65	BF50-../DPE11LA4	122	6100	-
3	88	325	2.9	16.70	BF50-../DPE11LA4	122	6200	-
3	78	365	2.7	18.68	BF50-../DPE11LA4	122	6400	-
3	63	450	2.5	23.14	BF50-../DPE11LA4	122	6800	-
3	57	500	2.3	25.88	BF50-../DPE11LA4	122	7100	-

The torques marked (*) are maximum permissible torques for service factor f_B=1.0.

BF-series parallel shaft geared motors

Selection - shaft-mounted geared motors DPE - IE3

3 kW



P _N [kW]	50 Hz			i [:1]	Type	m [kg]	[N]	[N]
	n ₂ [1/min]	M ₂ [Nm]	f _B [-]					
3	46	620	2.0	31.73	BF50-../DPE11LA4	122	7500	-
3	41	690	1.9	35.49	BF50-../DPE11LA4	122	7800	-
3	35	810	1.6	42.15	BF50-../DPE11LA4	122	8500	-
3	31	920	1.4	47.14	BF50-../DPE11LA4	122	8900	-
3	26	1100	1.2	56.86	BF50-../DPE11LA4	122	9300	-
3	23	1240	1.05	63.59	BF50-../DPE11LA4	122	9800	-
3	20.5	1390	0.94	72.72	BF50-../DPE11LA4	122	10700	-
3	18	1590	0.82	81.33	BF50-../DPE11LA4	122	11300	-
3	47	600	3.2	31.20	BF60-../DPE11LA4	153	8800	24900
3	42.5	670	3.0	34.62	BF60-../DPE11LA4	153	9100	25700
3	35	810	2.6	41.60	BF60-../DPE11LA4	153	9600	27100
3	32	890	2.5	46.16	BF60-../DPE11LA4	153	9900	28000
3	27	1060	2.2	54.44	BF60-../DPE11LA4	153	10500	29700
3	24.5	1160	2.0	60.40	BF60-../DPE11LA4	153	11100	31400
3	20.5	1390	1.65	72.15	BF60-../DPE11LA4	153	12000	34000
3	18.5	1540	1.5	80.05	BF60-../DPE11LA4	153	12600	35600
3	16	1790	1.3	93.44	BF60-../DPE11LA4	153	13500	38200
3	14.5	1970	1.15	103.7	BF60-../DPE11LA4	153	14100	39900
3	13	2200	1.05	113.1	BF60-../DPE11LA4	153	14600	41300
3	12	2350	0.98	125.5	BF60-../DPE11LA4	153	15300	43300
3	10.5	2700	0.85	140.8	BF60Z-../DPE11LA4	169	15300	43300
3	18	1590	3.3	81.82	BF70-../DPE11LA4	232	12800	41300
3	15.5	1840	2.8	95.46	BF70-../DPE11LA4	232	14000	43700
3	14	2000	2.6	105.2	BF70-../DPE11LA4	232	14700	45100
3	12	2350	2.2	122.7	BF70-../DPE11LA4	232	16100	47700
3	11	2600	2.0	133.0	BF70Z-../DPE11LA4	258	16100	47700
3	9.5	3000	1.75	154.0	BF70Z-../DPE11LA4	258	16100	47700
3	8.1	3500	1.5	179.7	BF70Z-../DPE11LA4	258	16100	47700
3	7.3	3900	1.35	199.7	BF70Z-../DPE11LA4	258	16100	47700
3	6.3	4500	1.15	233.0	BF70Z-../DPE11LA4	258	16100	47700
3	5.7	5000	1.05	258.7	BF70Z-../DPE11LA4	258	16100	47700
3	4.9	5800	0.9	301.8	BF70Z-../DPE11LA4	258	16100	47700
3	9.2	3100	3.1	158.5	BF80-../DPE11LA4	328	29000	75000
3	7.9	3600	2.6	184.5	BF80-../DPE11LA4	328	31800	75000
3	7.0	4050	2.3	209.4	BF80-../DPE11LA4	328	34300	75000
3	6.2	4600	2.1	237.1	BF80-../DPE11LA4	328	36900	75000
3	5.5	5200	1.85	269.1	BF80-../DPE11LA4	328	39600	75000
3	5.0	5700	1.85	291.7	BF80Z-../DPE11LA4	375	39600	75000
3	4.2	6800	1.55	347.3	BF80Z-../DPE11LA4	375	39600	75000
3	3.7	7700	1.35	394.2	BF80Z-../DPE11LA4	375	39600	75000
3	3.3	8600	1.2	450.4	BF80Z-../DPE11LA4	375	39600	75000
3	2.9	9800	1.05	511.2	BF80Z-../DPE11LA4	375	39600	75000
3	2.5	11400	0.92	583.4	BF80Z-../DPE11LA4	375	39600	75000
3	2.2	13000	0.81	662.1	BF80Z-../DPE11LA4	375	39600	75000
3	4.9	5800	3.2	300.4	BF90Z-../DPE11LA4	641	42800	120000
3	4.3	6600	2.8	343.6	BF90Z-../DPE11LA4	641	42800	120000
3	3.9	7300	2.5	382.6	BF90Z-../DPE11LA4	641	42800	120000
3	3.2	8900	2.1	456.7	BF90Z-../DPE11LA4	641	42800	120000
3	2.9	9800	1.9	508.5	BF90Z-../DPE11LA4	641	42800	120000
3	2.5	11400	1.6	591.1	BF90Z-../DPE11LA4	641	42800	120000
3	2.3	12400	1.5	658.1	BF90Z-../DPE11LA4	641	42800	120000
3	2.0	14300	1.3	759.0	BF90Z-../DPE11LA4	641	42800	120000
3	1.8	15900	1.15	845.1	BF90Z-../DPE11LA4	641	42800	120000
3	1.5	17500	1.05	976.1	BF90G50-../DPE11LA4	651	42800	120000
3	1.4	19000	0.97	1043	BF90G50-../DPE11LA4	651	42800	120000
3	1.3	20400	0.91	1204	BF90G50-../DPE11LA4	651	42800	120000

The torques marked (*) are maximum permissible torques for service factor f_B=1.0.

BF-series parallel shaft geared motors

Selection - shaft-mounted geared motors DPE - IE3

4 kW



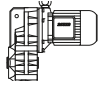
P _N [kW]	n ₂ [1/min]	50 Hz		i [:1]	Type	m [kg]		
		M ₂ [Nm]	f _B [-]				[N]	[N]
4	230	166	1.6	6.34	BF30-../DPE11LB4	78	2400	-
4	180	210	1.35	8.07	BF30-../DPE11LB4	78	2650	-
4	146	260	1.25	9.99	BF30-../DPE11LB4	78	2850	-
4	113	335	1.1	12.91	BF30-../DPE11LB4	78	3050	-
4	91	415	0.98	16.00	BF30-../DPE11LB4	78	3250	-
4	83	460	1.05	17.65	BF30-../DPE11LB4	78	3300	-
4	75	500	1.0	19.41	BF30-../DPE11LB4	78	3400	-
4	67	570	0.93	21.85	BF30-../DPE11LB4	78	3500	-
4	61	620	0.89	24.03	BF30-../DPE11LB4	78	3600	-
4	250	152	2.2	5.87	BF40-../DPE11LB4	92	3550	-
4	191	200	1.85	7.62	BF40-../DPE11LB4	92	3900	-
4	153	245	1.7	9.48	BF40-../DPE11LB4	92	4150	-
4	123	310	1.5	11.79	BF40-../DPE11LB4	92	4450	-
4	97	390	1.35	15.02	BF40-../DPE11LB4	92	4800	-
4	84	450	1.4	17.35	BF40-../DPE11LB4	92	4950	-
4	76	500	1.35	19.09	BF40-../DPE11LB4	92	5100	-
4	68	560	1.25	21.60	BF40-../DPE11LB4	92	5200	-
4	62	610	1.2	23.77	BF40-../DPE11LB4	92	5400	-
4	54	700	1.1	26.86	BF40-../DPE11LB4	92	5600	-
4	49.5	770	1.05	29.55	BF40-../DPE11LB4	92	5800	-
4	42.5	890	0.96	34.21	BF40-../DPE11LB4	92	6000	-
4	39	970	0.92	37.64	BF40-../DPE11LB4	92	6200	-
4	35.5	1070	0.84	41.42	BF40-../DPE11LB4	92	6500	-
4	189	200	2.8	7.71	BF50-../DPE11LB4	122	5100	-
4	136	280	2.4	10.68	BF50-../DPE11LB4	122	5600	-
4	99	385	2.1	14.65	BF50-../DPE11LB4	122	6100	-
4	87	435	2.2	16.70	BF50-../DPE11LB4	122	6200	-
4	78	485	2.1	18.68	BF50-../DPE11LB4	122	6400	-
4	63	600	1.85	23.14	BF50-../DPE11LB4	122	6800	-
4	57	670	1.75	25.88	BF50-../DPE11LB4	122	7100	-
4	46	830	1.55	31.73	BF50-../DPE11LB4	122	7500	-
4	41	930	1.4	35.49	BF50-../DPE11LB4	122	7800	-
4	34.5	1100	1.2	42.15	BF50-../DPE11LB4	122	8500	-
4	31	1230	1.05	47.14	BF50-../DPE11LB4	122	8900	-
4	26	1460	0.89	56.86	BF50-../DPE11LB4	122	9300	-
4	102	370	3.2	14.24	BF60-../DPE11LB4	153	7100	20000
4	86	440	3.3	16.96	BF60-../DPE11LB4	153	7300	20600
4	78	485	3.1	18.81	BF60-../DPE11LB4	153	7600	21500
4	65	580	2.9	22.58	BF60-../DPE11LB4	153	8000	22600
4	58	650	2.7	25.05	BF60-../DPE11LB4	153	8200	23200
4	46.5	820	2.3	31.20	BF60-../DPE11LB4	153	8800	24900
4	42	900	2.2	34.62	BF60-../DPE11LB4	153	9100	25700
4	35	1090	1.95	41.60	BF60-../DPE11LB4	153	9600	27100
4	31.5	1210	1.85	46.16	BF60-../DPE11LB4	153	9900	28000
4	27	1410	1.65	54.44	BF60-../DPE11LB4	153	10500	29700
4	24.5	1550	1.5	60.40	BF60-../DPE11LB4	153	11100	31400
4	20.5	1860	1.25	72.15	BF60-../DPE11LB4	153	12000	34000
4	18.5	2050	1.1	80.05	BF60-../DPE11LB4	153	12600	35600
4	16	2350	0.98	93.44	BF60-../DPE11LB4	153	13500	38200
4	14	2700	0.85	103.7	BF60-../DPE11LB4	153	14100	39900
4	23.5	1620	3.2	61.94	BF70-../DPE11LB4	232	10800	37400
4	20.5	1860	2.8	72.26	BF70-../DPE11LB4	232	12000	39600
4	18	2100	2.5	81.82	BF70-../DPE11LB4	232	12800	41300
4	15.5	2450	2.1	95.46	BF70-../DPE11LB4	232	14000	43700
4	14	2700	1.95	105.2	BF70-../DPE11LB4	232	14700	45100
4	12	3150	1.65	122.7	BF70-../DPE11LB4	232	16100	47700
4	11	3450	1.5	133.0	BF70Z-../DPE11LB4	258	16100	47700
4	9.5	4000	1.3	154.0	BF70Z-../DPE11LB4	258	16100	47700
4	8.1	4700	1.1	179.7	BF70Z-../DPE11LB4	258	16100	47700
4	7.3	5200	1.0	199.7	BF70Z-../DPE11LB4	258	16100	47700
4	6.3	6000	0.87	233.0	BF70Z-../DPE11LB4	258	16100	47700
4	12	3150	3.0	122.4	BF80-../DPE11LB4	328	24500	75000
4	10.5	3600	2.6	139.7	BF80-../DPE11LB4	328	26700	75000
4	9.2	4150	2.3	158.5	BF80-../DPE11LB4	328	29000	75000
4	7.9	4800	2.0	184.5	BF80-../DPE11LB4	328	31800	75000

The torques marked (*) are maximum permissible torques for service factor f_B=1.0.

BF-series parallel shaft geared motors

Selection - shaft-mounted geared motors DPE - IE3

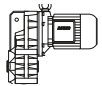
4 kW



P _N [kW]	n ₂ [1/min]	50 Hz		i [:1]	Type	m		
		M ₂ [Nm]	f _B [—]			[kg]	[N]	[N]
4	7.0	5400	1.75	209.4	BF80-../DPE11LB4	328	34300	75000
4	6.2	6100	1.55	237.1	BF80-../DPE11LB4	328	36900	75000
4	5.4	7000	1.35	269.1	BF80-../DPE11LB4	328	39600	75000
4	5.0	7600	1.4	291.7	BF80Z-../DPE11LB4	375	39600	75000
4	4.2	9000	1.15	347.3	BF80Z-../DPE11LB4	375	39600	75000
4	3.7	10300	1.0	394.2	BF80Z-../DPE11LB4	375	39600	75000
4	3.3	11500	0.91	450.4	BF80Z-../DPE11LB4	375	39600	75000
4	2.9	13100	0.8	511.2	BF80Z-../DPE11LB4	375	39600	75000
4	7.3	5200	3.2	198.8	BF90-../DPE11LB4	581	36000	111300
4	6.3	6000	2.8	232.6	BF90-../DPE11LB4	581	39900	118300
4	5.6	6800	2.5	259.0	BF90-../DPE11LB4	581	42800	120000
4	5.4	7000	2.6	269.8	BF90Z-../DPE11LB4	641	42800	120000
4	4.9	7700	2.4	300.4	BF90Z-../DPE11LB4	641	42800	120000
4	4.3	8800	2.1	343.6	BF90Z-../DPE11LB4	641	42800	120000
4	3.8	10000	1.85	382.6	BF90Z-../DPE11LB4	641	42800	120000
4	3.2	11900	1.55	456.7	BF90Z-../DPE11LB4	641	42800	120000
4	2.9	13100	1.4	508.5	BF90Z-../DPE11LB4	641	42800	120000
4	2.5	15200	1.2	591.1	BF90Z-../DPE11LB4	641	42800	120000
4	2.3	16600	1.1	658.1	BF90Z-../DPE11LB4	641	42800	120000
4	2.0	19100	0.97	759.0	BF90Z-../DPE11LB4	641	42800	120000
4	1.8	21200	0.87	845.1	BF90Z-../DPE11LB4	641	42800	120000

7

5.5 kW



P _N [kW]	n ₂ [1/min]	50 Hz		i [:1]	Type	m		
		M ₂ [Nm]	f _B [—]			[kg]	[N]	[N]
5.5	235	220	1.2	6.34	BF30-../DPE11LB4C	82	2400	-
5.5	182	285	1.0	8.07	BF30-../DPE11LB4C	82	2650	-
5.5	147	355	0.9	9.99	BF30-../DPE11LB4C	82	2850	-
5.5	114	460	0.8	12.91	BF30-../DPE11LB4C	82	3050	-
5.5	250	210	1.6	5.87	BF40-../DPE11LB4C	96	3550	-
5.5	193	270	1.35	7.62	BF40-../DPE11LB4C	96	3900	-
5.5	155	335	1.25	9.48	BF40-../DPE11LB4C	96	4150	-
5.5	125	420	1.1	11.79	BF40-../DPE11LB4C	96	4450	-
5.5	98	530	0.98	15.02	BF40-../DPE11LB4C	96	4800	-
5.5	85	610	1.05	17.35	BF40-../DPE11LB4C	96	4950	-
5.5	77	680	0.98	19.09	BF40-../DPE11LB4C	96	5100	-
5.5	68	770	0.91	21.60	BF40-../DPE11LB4C	96	5200	-
5.5	62	840	0.88	23.77	BF40-../DPE11LB4C	96	5400	-
5.5	55	950	0.82	26.86	BF40-../DPE11LB4C	96	5600	-
5.5	275	191	2.6	5.38	BF50-../DPE11LB4C	126	4500	-
5.5	191	275	2.1	7.71	BF50-../DPE11LB4C	126	5100	-
5.5	138	380	1.8	10.68	BF50-../DPE11LB4C	126	5600	-
5.5	100	520	1.5	14.65	BF50-../DPE11LB4C	126	6100	-
5.5	88	590	1.6	16.70	BF50-../DPE11LB4C	126	6200	-
5.5	79	660	1.5	18.68	BF50-../DPE11LB4C	126	6400	-
5.5	64	820	1.35	23.14	BF50-../DPE11LB4C	126	6800	-
5.5	57	920	1.25	25.88	BF50-../DPE11LB4C	126	7100	-
5.5	46.5	1120	1.15	31.73	BF50-../DPE11LB4C	126	7500	-
5.5	41.5	1260	1.05	35.49	BF50-../DPE11LB4C	126	7800	-
5.5	35	1500	0.87	42.15	BF50-../DPE11LB4C	126	8500	-
5.5	190	275	3.2	7.74	BF60-../DPE11LB4C	157	6000	16900
5.5	143	365	2.8	10.31	BF60-../DPE11LB4C	157	6500	18400
5.5	103	500	2.4	14.24	BF60-../DPE11LB4C	157	7100	20000
5.5	87	600	2.4	16.96	BF60-../DPE11LB4C	157	7300	20600
5.5	78	670	2.3	18.81	BF60-../DPE11LB4C	157	7600	21500
5.5	65	800	2.1	22.58	BF60-../DPE11LB4C	157	8000	22600
5.5	59	890	1.95	25.05	BF60-../DPE11LB4C	157	8200	23200
5.5	47	1110	1.7	31.20	BF60-../DPE11LB4C	157	8800	24900
5.5	42.5	1230	1.6	34.62	BF60-../DPE11LB4C	157	9100	25700
5.5	35.5	1470	1.45	41.60	BF60-../DPE11LB4C	157	9600	27100

The torques marked (*) are maximum permissible torques for service factor f_B=1.0.

BF-series parallel shaft geared motors

Selection - shaft-mounted geared motors DPE - IE3

5.5 kW



P _N [kW]	n ₂ [1/min]	50 Hz		i [:1]	Type	m [kg]	[N]	[N]
		M ₂ [Nm]	f _B [-]					
5.5	32	1640	1.35	46.16	BF60-../DPE11LB4C	157	9900	28000
5.5	27	1940	1.2	54.44	BF60-../DPE11LB4C	157	10500	29700
5.5	24.5	2100	1.1	60.40	BF60-../DPE11LB4C	157	11100	31400
5.5	20.5	2550	0.9	72.15	BF60-../DPE11LB4C	157	12000	34000
5.5	18.5	2800	0.82	80.05	BF60-../DPE11LB4C	157	12600	35600
5.5	31	1690	3.1	47.82	BF70-../DPE11LB4C	236	9100	34000
5.5	26.5	1980	2.6	55.79	BF70-../DPE11LB4C	236	10200	36000
5.5	24	2150	2.4	61.94	BF70-../DPE11LB4C	236	10800	37400
5.5	20.5	2550	2.0	72.26	BF70-../DPE11LB4C	236	12000	39600
5.5	18	2900	1.8	81.82	BF70-../DPE11LB4C	236	12800	41300
5.5	15.5	3350	1.55	95.46	BF70-../DPE11LB4C	236	14000	43700
5.5	14	3750	1.4	105.2	BF70-../DPE11LB4C	236	14700	45100
5.5	12	4350	1.2	122.7	BF70-../DPE11LB4C	236	16100	47700
5.5	11.5	4550	1.15	133.0	BF70Z-../DPE11LB4C	262	16100	47700
5.5	9.6	5400	0.96	154.0	BF70Z-../DPE11LB4C	262	16100	47700
5.5	8.2	6400	0.81	179.7	BF70Z-../DPE11LB4C	262	16100	47700
5.5	18	2900	3.3	83.16	BF80-../DPE11LB4C	332	18400	65100
5.5	16	3250	2.9	94.38	BF80-../DPE11LB4C	332	20300	68500
5.5	14	3750	2.5	107.9	BF80-../DPE11LB4C	332	22400	72300
5.5	12	4350	2.2	122.4	BF80-../DPE11LB4C	332	24500	75000
5.5	10.5	5000	1.9	139.7	BF80-../DPE11LB4C	332	26700	75000
5.5	9.3	5600	1.7	158.5	BF80-../DPE11LB4C	332	29000	75000
5.5	8.0	6500	1.45	184.5	BF80-../DPE11LB4C	332	31800	75000
5.5	7.0	7500	1.25	209.4	BF80-../DPE11LB4C	332	34300	75000
5.5	6.2	8400	1.15	237.1	BF80-../DPE11LB4C	332	36900	75000
5.5	5.5	9500	1.0	269.1	BF80-../DPE11LB4C	332	39600	75000
5.5	5.1	10200	1.05	291.7	BF80Z-../DPE11LB4C	379	39600	75000
5.5	4.3	12200	0.86	347.3	BF80Z-../DPE11LB4C	379	39600	75000
5.5	9.5	5500	3.1	154.8	BF90-../DPE11LB4C	585	30100	100800
5.5	8.3	6300	2.7	178.6	BF90-../DPE11LB4C	585	33400	106700
5.5	7.4	7000	2.4	198.8	BF90-../DPE11LB4C	585	36000	111300
5.5	6.3	8300	2.0	232.6	BF90-../DPE11LB4C	585	39900	118300
5.5	5.7	9200	1.85	259.0	BF90-../DPE11LB4C	585	42800	120000
5.5	5.5	9500	1.95	269.8	BF90Z-../DPE11LB4C	645	42800	120000
5.5	4.9	10700	1.75	300.4	BF90Z-../DPE11LB4C	645	42800	120000
5.5	4.3	12200	1.5	343.6	BF90Z-../DPE11LB4C	645	42800	120000
5.5	3.9	13400	1.4	382.6	BF90Z-../DPE11LB4C	645	42800	120000
5.5	3.3	15900	1.15	456.7	BF90Z-../DPE11LB4C	645	42800	120000
5.5	2.9	18100	1.0	508.5	BF90Z-../DPE11LB4C	645	42800	120000
5.5	2.5	21000	0.88	591.1	BF90Z-../DPE11LB4C	645	42800	120000
5.5	2.3	22800	0.81	658.1	BF90Z-../DPE11LB4C	645	42800	120000

7.5 kW



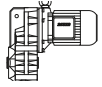
P _N [kW]	n ₂ [1/min]	50 Hz		i [:1]	Type	m [kg]	[N]	[N]
		M ₂ [Nm]	f _B [-]					
7.5	275	260	1.9	5.38	BF50-../DPE13XA4	137	4500	-
7.5	190	375	1.5	7.71	BF50-../DPE13XA4	137	5100	-
7.5	137	520	1.3	10.68	BF50-../DPE13XA4	137	5600	-
7.5	100	710	1.1	14.65	BF50-../DPE13XA4	137	6100	-
7.5	88	810	1.15	16.70	BF50-../DPE13XA4	137	6200	-
7.5	79	900	1.1	18.68	BF50-../DPE13XA4	137	6400	-
7.5	64	1110	1.0	23.14	BF50-../DPE13XA4	137	6800	-
7.5	57	1250	0.93	25.88	BF50-../DPE13XA4	137	7100	-
7.5	46.5	1540	0.82	31.73	BF50-../DPE13XA4	137	7500	-
7.5	280	255	3.0	5.22	BF60-../DPE13XA4	170	5200	14800
7.5	189	375	2.3	7.74	BF60-../DPE13XA4	170	6000	16900
7.5	142	500	2.0	10.31	BF60-../DPE13XA4	170	6500	18400
7.5	103	690	1.75	14.24	BF60-../DPE13XA4	170	7100	20000
7.5	87	820	1.75	16.96	BF60-../DPE13XA4	170	7300	20600
7.5	78	910	1.65	18.81	BF60-../DPE13XA4	170	7600	21500

The torques marked (*) are maximum permissible torques for service factor f_B=1.0.

BF-series parallel shaft geared motors

Selection - shaft-mounted geared motors DPE - IE3

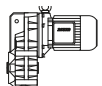
7.5 kW



P _N [kW]	50 Hz			i [:1]	Type	m		
	n ₂ [1/min]	M ₂ [Nm]	f _B [-]			[kg]	[N]	[N]
7.5	65	1100	1.5	22.58	BF60-../DPE13XA4	170	8000	22600
7.5	59	1210	1.45	25.05	BF60-../DPE13XA4	170	8200	23200
7.5	47	1520	1.25	31.20	BF60-../DPE13XA4	170	8800	24900
7.5	42.5	1680	1.2	34.62	BF60-../DPE13XA4	170	9100	25700
7.5	35.5	2000	1.05	41.60	BF60-../DPE13XA4	170	9600	27100
7.5	32	2200	1.0	46.16	BF60-../DPE13XA4	170	9900	28000
7.5	27	2650	0.87	54.44	BF60-../DPE13XA4	170	10500	29700
7.5	40	1790	2.9	36.88	BF70-../DPE13XA4	249	7900	31100
7.5	34	2100	2.5	43.02	BF70-../DPE13XA4	249	8700	32800
7.5	31	2300	2.3	47.82	BF70-../DPE13XA4	249	9100	34000
7.5	26.5	2700	1.95	55.79	BF70-../DPE13XA4	249	10200	36000
7.5	24	2950	1.75	61.94	BF70-../DPE13XA4	249	10800	37400
7.5	20.5	3450	1.5	72.26	BF70-../DPE13XA4	249	12000	39600
7.5	18	3950	1.3	81.82	BF70-../DPE13XA4	249	12800	41300
7.5	15.5	4600	1.15	95.46	BF70-../DPE13XA4	249	14000	43700
7.5	14	5100	1.0	105.2	BF70-../DPE13XA4	249	14700	45100
7.5	12	5900	0.88	122.7	BF70-../DPE13XA4	249	16100	47700
7.5	11	6500	0.8	133.0	BF70Z-../DPE13XA4	274	16100	47700
7.5	24	2950	3.2	61.55	BF80-../DPE13XA4	345	14800	58100
7.5	21	3400	2.8	69.86	BF80-../DPE13XA4	345	15900	60600
7.5	18	3950	2.4	83.16	BF80-../DPE13XA4	345	18400	65100
7.5	15.5	4600	2.1	94.38	BF80-../DPE13XA4	345	20300	68500
7.5	14	5100	1.85	107.9	BF80-../DPE13XA4	345	22400	72300
7.5	12	5900	1.6	122.4	BF80-../DPE13XA4	345	24500	75000
7.5	10.5	6800	1.4	139.7	BF80-../DPE13XA4	345	26700	75000
7.5	9.3	7700	1.25	158.5	BF80-../DPE13XA4	345	29000	75000
7.5	8.0	8900	1.05	184.5	BF80-../DPE13XA4	345	31800	75000
7.5	7.0	10200	0.93	209.4	BF80-../DPE13XA4	345	34300	75000
7.5	6.2	11500	0.83	237.1	BF80-../DPE13XA4	345	36900	75000
7.5	14	5100	3.3	107.5	BF90-../DPE13XA4	597	22300	86900
7.5	12.5	5700	2.9	119.7	BF90-../DPE13XA4	597	24500	90800
7.5	10.5	6800	2.5	139.1	BF90-../DPE13XA4	597	27700	96300
7.5	9.5	7500	2.2	154.8	BF90-../DPE13XA4	597	30100	100800
7.5	8.2	8700	1.95	178.6	BF90-../DPE13XA4	597	33400	106700
7.5	7.4	9600	1.75	198.8	BF90-../DPE13XA4	597	36000	111300
7.5	6.3	11300	1.5	232.6	BF90-../DPE13XA4	597	39900	118300
7.5	5.7	12500	1.35	259.0	BF90-../DPE13XA4	597	42800	120000
7.5	5.5	13000	1.4	269.8	BF90Z-../DPE13XA4	658	42800	120000
7.5	4.9	14600	1.25	300.4	BF90Z-../DPE13XA4	658	42800	120000
7.5	4.3	16600	1.1	343.6	BF90Z-../DPE13XA4	658	42800	120000
7.5	3.9	18300	1.0	382.6	BF90Z-../DPE13XA4	658	42800	120000
7.5	3.2	22300	0.83	456.7	BF90Z-../DPE13XA4	658	42800	120000

7

9.5 kW



P _N [kW]	50 Hz			i [:1]	Type	m		
	n ₂ [1/min]	M ₂ [Nm]	f _B [-]			[kg]	[N]	[N]
9.5	275	325	1.55	5.38	BF50-../DPE16LB4	173	4500	-
9.5	192	470	1.2	7.71	BF50-../DPE16LB4	173	5100	-
9.5	139	650	1.05	10.68	BF50-../DPE16LB4	173	5600	-
9.5	101	890	0.89	14.65	BF50-../DPE16LB4	173	6100	-
9.5	89	1010	0.94	16.70	BF50-../DPE16LB4	173	6200	-
9.5	79	1140	0.88	18.68	BF50-../DPE16LB4	173	6400	-
9.5	285	315	2.4	5.22	BF60-../DPE16LB4	206	5200	14800
9.5	191	475	1.85	7.74	BF60-../DPE16LB4	206	6000	16900
9.5	144	630	1.6	10.31	BF60-../DPE16LB4	206	6500	18400
9.5	104	870	1.35	14.24	BF60-../DPE16LB4	206	7100	20000
9.5	87	1040	1.4	16.96	BF60-../DPE16LB4	206	7300	20600
9.5	79	1140	1.35	18.81	BF60-../DPE16LB4	206	7600	21500
9.5	66	1370	1.2	22.58	BF60-../DPE16LB4	206	8000	22600
9.5	59	1530	1.15	25.05	BF60-../DPE16LB4	206	8200	23200

The torques marked (*) are maximum permissible torques for service factor f_B=1.0.

BF-series parallel shaft geared motors

Selection - shaft-mounted geared motors DPE - IE3

9.5 kW



P _N [kW]	50 Hz			i [:1]	Type	m		
	n ₂ [1/min]	M ₂ [Nm]	f _B [—]			[kg]	[N]	[N]
9.5	47.5	1910	0.99	31.20	BF60-../DPE16LB4	206	8800	24900
9.5	43	2100	0.95	34.62	BF60-../DPE16LB4	206	9100	25700
9.5	35.5	2550	0.84	41.60	BF60-../DPE16LB4	206	9600	27100
9.5	32	2800	0.8	46.16	BF60-../DPE16LB4	206	9900	28000
9.5	55	1640	3.2	27.29	BF70-../DPE16LB4	289	7000	28400
9.5	46.5	1950	2.7	31.84	BF70-../DPE16LB4	289	7700	30000
9.5	40	2250	2.3	36.88	BF70-../DPE16LB4	289	7900	31100
9.5	34.5	2600	2.0	43.02	BF70-../DPE16LB4	289	8700	32800
9.5	31	2900	1.8	47.82	BF70-../DPE16LB4	289	9100	34000
9.5	26.5	3400	1.55	55.79	BF70-../DPE16LB4	289	10200	36000
9.5	24	3750	1.4	61.94	BF70-../DPE16LB4	289	10800	37400
9.5	20.5	4400	1.2	72.26	BF70-../DPE16LB4	289	12000	39600
9.5	18.5	4900	1.05	81.82	BF70-../DPE16LB4	289	12800	41300
9.5	15.5	5800	0.9	95.46	BF70-../DPE16LB4	289	14000	43700
9.5	14.5	6200	0.84	105.2	BF70-../DPE16LB4	289	14700	45100
9.5	31.5	2850	3.0	47.46	BF80-../DPE16LB4	385	13400	53700
9.5	27.5	3250	2.8	53.86	BF80-../DPE16LB4	385	14000	55800
9.5	24	3750	2.5	61.55	BF80-../DPE16LB4	385	14800	58100
9.5	21.5	4200	2.3	69.86	BF80-../DPE16LB4	385	15900	60600
9.5	18	5000	1.9	83.16	BF80-../DPE16LB4	385	18400	65100
9.5	16	5600	1.7	94.38	BF80-../DPE16LB4	385	20300	68500
9.5	14	6400	1.5	107.9	BF80-../DPE16LB4	385	22400	72300
9.5	12.5	7200	1.3	122.4	BF80-../DPE16LB4	385	24500	75000
9.5	11	8200	1.15	139.7	BF80-../DPE16LB4	385	26700	75000
9.5	9.4	9600	0.99	158.5	BF80-../DPE16LB4	385	29000	75000
9.5	8.0	11300	0.84	184.5	BF80-../DPE16LB4	385	31800	75000
9.5	16.5	5400	3.1	90.02	BF90-../DPE16LB4	632	18900	80600
9.5	14	6400	2.6	107.5	BF90-../DPE16LB4	632	22300	86900
9.5	12.5	7200	2.3	119.7	BF90-../DPE16LB4	632	24500	90800
9.5	11	8200	2.0	139.1	BF90-../DPE16LB4	632	27700	96300
9.5	9.6	9400	1.8	154.8	BF90-../DPE16LB4	632	30100	100800
9.5	8.3	10900	1.55	178.6	BF90-../DPE16LB4	632	33400	106700
9.5	7.5	12000	1.4	198.8	BF90-../DPE16LB4	632	36000	111300
9.5	6.4	14100	1.2	232.6	BF90-../DPE16LB4	632	39900	118300
9.5	5.7	15900	1.05	259.0	BF90-../DPE16LB4	632	42800	120000
9.5	5.5	16400	1.15	269.8	BF90Z-../DPE16LB4	694	42800	120000
9.5	5.0	18100	1.0	300.4	BF90Z-../DPE16LB4	694	42800	120000
9.5	4.3	21000	0.88	343.6	BF90Z-../DPE16LB4	694	42800	120000
9.5	3.9	23200	0.8	382.6	BF90Z-../DPE16LB4	694	42800	120000

11 kW



P _N [kW]	50 Hz			i [:1]	Type	m		
	n ₂ [1/min]	M ₂ [Nm]	f _B [—]			[kg]	[N]	[N]
11	275	380	1.3	5.38	BF50-../DPE16LB4	173	4500	-
11	192	540	1.05	7.71	BF50-../DPE16LB4	173	5100	-
11	139	750	0.9	10.68	BF50-../DPE16LB4	173	5600	-
11	89	1180	0.81	16.70	BF50-../DPE16LB4	173	6200	-
11	285	365	2.1	5.22	BF60-../DPE16LB4	206	5200	14800
11	191	550	1.6	7.74	BF60-../DPE16LB4	206	6000	16900
11	144	720	1.4	10.31	BF60-../DPE16LB4	206	6500	18400
11	104	1010	1.2	14.24	BF60-../DPE16LB4	206	7100	20000
11	87	1200	1.2	16.96	BF60-../DPE16LB4	206	7300	20600
11	79	1320	1.15	18.81	BF60-../DPE16LB4	206	7600	21500
11	66	1590	1.05	22.58	BF60-../DPE16LB4	206	8000	22600
11	59	1780	0.97	25.05	BF60-../DPE16LB4	206	8200	23200
11	47.5	2200	0.86	31.20	BF60-../DPE16LB4	206	8800	24900
11	43	2400	0.83	34.62	BF60-../DPE16LB4	206	9100	25700
11	71	1470	3.1	21.04	BF70-../DPE16LB4	289	6400	26300
11	61	1720	2.9	24.55	BF70-../DPE16LB4	289	7000	27700

The torques marked (*) are maximum permissible torques for service factor f_B=1.0.

BF-series parallel shaft geared motors

Selection - shaft-mounted geared motors DPE - IE3

11 kW



P _N [kW]	50 Hz			i [:1]	Type	m		
	n ₂ [1/min]	M ₂ [Nm]	f _B [-]			[kg]	[N]	[N]
11	55	1910	2.7	27.29	BF70-../DPE16LB4	289	7000	28400
11	46.5	2250	2.3	31.84	BF70-../DPE16LB4	289	7700	30000
11	40	2600	2.0	36.88	BF70-../DPE16LB4	289	7900	31100
11	34.5	3000	1.75	43.02	BF70-../DPE16LB4	289	8700	32800
11	31	3350	1.55	47.82	BF70-../DPE16LB4	289	9100	34000
11	26.5	3950	1.3	55.79	BF70-../DPE16LB4	289	10200	36000
11	24	4350	1.2	61.94	BF70-../DPE16LB4	289	10800	37400
11	20.5	5100	1.0	72.26	BF70-../DPE16LB4	289	12000	39600
11	18.5	5600	0.93	81.82	BF70-../DPE16LB4	289	12800	41300
11	44	2350	3.3	33.61	BF80-../DPE16LB4	385	11700	48400
11	39	2650	3.0	38.14	BF80-../DPE16LB4	385	12200	50300
11	31.5	3300	2.6	47.46	BF80-../DPE16LB4	385	13400	53700
11	27.5	3800	2.4	53.86	BF80-../DPE16LB4	385	14000	55800
11	24	4350	2.1	61.55	BF80-../DPE16LB4	385	14800	58100
11	21.5	4850	1.95	69.86	BF80-../DPE16LB4	385	15900	60600
11	18	5800	1.65	83.16	BF80-../DPE16LB4	385	18400	65100
11	16	6500	1.45	94.38	BF80-../DPE16LB4	385	20300	68500
11	14	7500	1.25	107.9	BF80-../DPE16LB4	385	22400	72300
11	12.5	8400	1.15	122.4	BF80-../DPE16LB4	385	24500	75000
11	11	9500	1.0	139.7	BF80-../DPE16LB4	385	26700	75000
11	9.4	11100	0.86	158.5	BF80-../DPE16LB4	385	29000	75000
11	21	5000	3.2	70.69	BF90-../DPE16LB4	632	16800	74700
11	18.5	5600	3.0	80.85	BF90-../DPE16LB4	632	17500	77500
11	16.5	6300	2.7	90.02	BF90-../DPE16LB4	632	18900	80600
11	14	7500	2.2	107.5	BF90-../DPE16LB4	632	22300	86900
11	12.5	8400	2.0	119.7	BF90-../DPE16LB4	632	24500	90800
11	11	9500	1.75	139.1	BF90-../DPE16LB4	632	27700	96300
11	9.6	10900	1.55	154.8	BF90-../DPE16LB4	632	30100	100800
11	8.3	12600	1.35	178.6	BF90-../DPE16LB4	632	33400	106700
11	7.5	14000	1.2	198.8	BF90-../DPE16LB4	632	36000	111300
11	6.4	16400	1.0	232.6	BF90-../DPE16LB4	632	39900	118300
11	5.7	18400	0.91	259.0	BF90-../DPE16LB4	632	42800	120000
11	5.5	19100	0.97	269.8	BF90Z-../DPE16LB4	694	42800	120000
11	5.0	21000	0.88	300.4	BF90Z-../DPE16LB4	694	42800	120000

7

15 kW



P _N [kW]	50 Hz			i [:1]	Type	m		
	n ₂ [1/min]	M ₂ [Nm]	f _B [-]			[kg]	[N]	[N]
15	275	520	0.96	5.38	BF50-../DPE16XB4	183	4500	-
15	285	500	1.5	5.22	BF60-../DPE16XB4	216	5200	14800
15	191	750	1.15	7.74	BF60-../DPE16XB4	216	6000	16900
15	144	990	1.0	10.31	BF60-../DPE16XB4	216	6500	18400
15	104	1370	0.87	14.24	BF60-../DPE16XB4	216	7100	20000
15	87	1640	0.88	16.96	BF60-../DPE16XB4	216	7300	20600
15	79	1810	0.84	18.81	BF60-../DPE16XB4	216	7600	21500
15	99	1440	2.5	14.90	BF70-../DPE16XB4	299	5900	24000
15	85	1680	2.5	17.39	BF70-../DPE16XB4	299	6200	25000
15	71	2000	2.3	21.04	BF70-../DPE16XB4	299	6400	26300
15	61	2300	2.2	24.55	BF70-../DPE16XB4	299	7000	27700
15	55	2600	2.0	27.29	BF70-../DPE16XB4	299	7000	28400
15	46.5	3050	1.7	31.84	BF70-../DPE16XB4	299	7700	30000
15	40	3550	1.45	36.88	BF70-../DPE16XB4	299	7900	31100
15	34.5	4150	1.25	43.02	BF70-../DPE16XB4	299	8700	32800
15	31	4600	1.15	47.82	BF70-../DPE16XB4	299	9100	34000
15	26.5	5400	0.96	55.79	BF70-../DPE16XB4	299	10200	36000
15	24	5900	0.88	61.94	BF70-../DPE16XB4	299	10800	37400
15	90	1590	3.3	16.49	BF80-../DPE16XB4	395	11400	41400
15	64	2200	2.9	23.29	BF80-../DPE16XB4	395	11800	44900
15	49	2900	2.5	30.21	BF80-../DPE16XB4	395	12300	47900

The torques marked (*) are maximum permissible torques for service factor f_B=1.0.

BF-series parallel shaft geared motors

Selection - shaft-mounted geared motors DPE - IE3

15 kW



P _N [kW]	n ₂ [1/min]	50 Hz		i [:1]	Type	m		
		M ₂ [Nm]	f _B [-]			[kg]	[N]	[N]
15	44	3250	2.4	33.61	BF80-../DPE16XB4	395	11700	48400
15	39	3650	2.2	38.14	BF80-../DPE16XB4	395	12200	50300
15	31.5	4500	1.9	47.46	BF80-../DPE16XB4	395	13400	53700
15	27.5	5200	1.7	53.86	BF80-../DPE16XB4	395	14000	55800
15	24	5900	1.6	61.55	BF80-../DPE16XB4	395	14800	58100
15	21.5	6600	1.45	69.86	BF80-../DPE16XB4	395	15900	60600
15	18	7900	1.2	83.16	BF80-../DPE16XB4	395	18400	65100
15	16	8900	1.05	94.38	BF80-../DPE16XB4	395	20300	68500
15	14	10200	0.93	107.9	BF80-../DPE16XB4	395	22400	72300
15	12.5	11400	0.83	122.4	BF80-../DPE16XB4	395	24500	75000
15	32	4450	3.2	46.43	BF90-../DPE16XB4	642	13800	65500
15	29	4900	2.9	51.70	BF90-../DPE16XB4	642	14600	67800
15	23.5	6000	2.6	63.49	BF90-../DPE16XB4	642	15800	72000
15	21	6800	2.3	70.69	BF90-../DPE16XB4	642	16800	74700
15	18.5	7700	2.1	80.85	BF90-../DPE16XB4	642	17500	77500
15	16.5	8600	1.95	90.02	BF90-../DPE16XB4	642	18900	80600
15	14	10200	1.65	107.5	BF90-../DPE16XB4	642	22300	86900
15	12.5	11400	1.45	119.7	BF90-../DPE16XB4	642	24500	90800
15	11	13000	1.3	139.1	BF90-../DPE16XB4	642	27700	96300
15	9.6	14900	1.15	154.8	BF90-../DPE16XB4	642	30100	100800
15	8.3	17200	0.98	178.6	BF90-../DPE16XB4	642	33400	106700
15	7.5	19100	0.88	198.8	BF90-../DPE16XB4	642	36000	111300

18.5 kW



P _N [kW]	n ₂ [1/min]	50 Hz		i [:1]	Type	m		
		M ₂ [Nm]	f _B [-]			[kg]	[N]	[N]
18.5	285	610	1.25	5.22	BF60-../DPE18LB4	263	5200	14800
18.5	192	920	0.94	7.74	BF60-../DPE18LB4	263	6000	16900
18.5	144	1220	0.83	10.31	BF60-../DPE18LB4	263	6500	18400
18.5	144	1220	2.1	10.32	BF70-../DPE18LB4	340	4600	18700
18.5	123	1430	2.1	12.04	BF70-../DPE18LB4	340	4900	19700
18.5	100	1760	2.1	14.90	BF70-../DPE18LB4	340	5900	24000
18.5	86	2050	2.1	17.39	BF70-../DPE18LB4	340	6200	25000
18.5	71	2450	1.9	21.04	BF70-../DPE18LB4	340	6400	26300
18.5	61	2850	1.75	24.55	BF70-../DPE18LB4	340	7000	27700
18.5	55	3200	1.65	27.29	BF70-../DPE18LB4	340	7000	28400
18.5	46.5	3750	1.4	31.84	BF70-../DPE18LB4	340	7700	30000
18.5	40.5	4350	1.2	36.88	BF70-../DPE18LB4	340	7900	31100
18.5	34.5	5100	1.0	43.02	BF70-../DPE18LB4	340	8700	32800
18.5	31	5600	0.93	47.82	BF70-../DPE18LB4	340	9100	34000
18.5	27	6500	0.8	55.79	BF70-../DPE18LB4	340	10200	36000
18.5	130	1350	2.7	11.42	BF80-../DPE18LB4	436	8900	32200
18.5	90	1960	2.7	16.49	BF80-../DPE18LB4	436	11400	41400
18.5	64	2750	2.3	23.29	BF80-../DPE18LB4	436	11800	44900
18.5	49	3600	2.0	30.21	BF80-../DPE18LB4	436	12300	47900
18.5	44.5	3950	1.95	33.61	BF80-../DPE18LB4	436	11700	48400
18.5	39	4500	1.8	38.14	BF80-../DPE18LB4	436	12200	50300
18.5	31.5	5600	1.55	47.46	BF80-../DPE18LB4	436	13400	53700
18.5	27.5	6400	1.4	53.86	BF80-../DPE18LB4	436	14000	55800
18.5	24.5	7200	1.3	61.55	BF80-../DPE18LB4	436	14800	58100
18.5	21.5	8200	1.15	69.86	BF80-../DPE18LB4	436	15900	60600
18.5	18	9800	0.97	83.16	BF80-../DPE18LB4	436	18400	65100
18.5	16	11000	0.86	94.38	BF80-../DPE18LB4	436	20300	68500
18.5	44	4000	3.2	33.71	BF90-../DPE18LB4	688	11900	59300
18.5	39.5	4450	3.0	37.54	BF90-../DPE18LB4	688	12700	61500
18.5	32	5500	2.6	46.43	BF90-../DPE18LB4	688	13800	65500
18.5	29	6000	2.4	51.70	BF90-../DPE18LB4	688	14600	67800
18.5	23.5	7500	2.1	63.49	BF90-../DPE18LB4	688	15800	72000
18.5	21	8400	1.9	70.69	BF90-../DPE18LB4	688	16800	74700
18.5	18.5	9500	1.75	80.85	BF90-../DPE18LB4	688	17500	77500

The torques marked (*) are maximum permissible torques for service factor f_B=1.0.

BF-series parallel shaft geared motors

Selection - shaft-mounted geared motors DPE - IE3

18.5 kW



P _N [kW]	n ₂ [1/min]	50 Hz		i [:1]	Type	m		
		M ₂ [Nm]	f _B [—]			[kg]	[N]	[N]
18.5	16.5	10700	1.55	90.02	BF90-../DPE18LB4	688	18900	80600
18.5	14	12600	1.35	107.5	BF90-../DPE18LB4	688	22300	86900
18.5	12.5	14100	1.2	119.7	BF90-../DPE18LB4	688	24500	90800
18.5	11	16000	1.05	139.1	BF90-../DPE18LB4	688	27700	96300
18.5	9.6	18400	0.91	154.8	BF90-../DPE18LB4	688	30100	100800

22 kW



P _N [kW]	n ₂ [1/min]	50 Hz		i [:1]	Type	m		
		M ₂ [Nm]	f _B [—]			[kg]	[N]	[N]
22	285	730	1.05	5.22	BF60-../DPE18XB4	281	5200	14800
22	143	1460	1.7	10.32	BF70-../DPE18XB4	358	4600	18700
22	123	1700	1.75	12.04	BF70-../DPE18XB4	358	4900	19700
22	99	2100	1.75	14.90	BF70-../DPE18XB4	358	5900	24000
22	85	2450	1.75	17.39	BF70-../DPE18XB4	358	6200	25000
22	71	2950	1.55	21.04	BF70-../DPE18XB4	358	6400	26300
22	61	3400	1.5	24.55	BF70-../DPE18XB4	358	7000	27700
22	55	3800	1.35	27.29	BF70-../DPE18XB4	358	7000	28400
22	46.5	4500	1.15	31.84	BF70-../DPE18XB4	358	7700	30000
22	40	5200	1.0	36.88	BF70-../DPE18XB4	358	7900	31100
22	34.5	6000	0.87	43.02	BF70-../DPE18XB4	358	8700	32800
22	130	1610	2.3	11.42	BF80-../DPE18XB4	454	8900	32200
22	90	2300	2.3	16.49	BF80-../DPE18XB4	454	11400	41400
22	64	3250	1.95	23.29	BF80-../DPE18XB4	454	11800	44900
22	49	4250	1.65	30.21	BF80-../DPE18XB4	454	12300	47900
22	44	4750	1.65	33.61	BF80-../DPE18XB4	454	11700	48400
22	39	5300	1.5	38.14	BF80-../DPE18XB4	454	12200	50300
22	31.5	6600	1.3	47.46	BF80-../DPE18XB4	454	13400	53700
22	27.5	7600	1.2	53.86	BF80-../DPE18XB4	454	14000	55800
22	24	8700	1.05	61.55	BF80-../DPE18XB4	454	14800	58100
22	21.5	9700	0.98	69.86	BF80-../DPE18XB4	454	15900	60600
22	18	11600	0.82	83.16	BF80-../DPE18XB4	454	18400	65100
22	44	4750	2.7	33.71	BF90-../DPE18XB4	706	11900	59300
22	39.5	5300	2.5	37.54	BF90-../DPE18XB4	706	12700	61500
22	32	6500	2.2	46.43	BF90-../DPE18XB4	706	13800	65500
22	29	7200	2.0	51.70	BF90-../DPE18XB4	706	14600	67800
22	23.5	8900	1.75	63.49	BF90-../DPE18XB4	706	15800	72000
22	21	10000	1.6	70.69	BF90-../DPE18XB4	706	16800	74700
22	18.5	11300	1.45	80.85	BF90-../DPE18XB4	706	17500	77500
22	16.5	12700	1.3	90.02	BF90-../DPE18XB4	706	18900	80600
22	14	15000	1.1	107.5	BF90-../DPE18XB4	706	22300	86900
22	12.5	16800	1.0	119.7	BF90-../DPE18XB4	706	24500	90800
22	11	19100	0.88	139.1	BF90-../DPE18XB4	706	27700	96300

30 kW



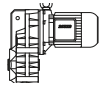
P _N [kW]	n ₂ [1/min]	50 Hz		i [:1]	Type	m		
		M ₂ [Nm]	f _B [—]			[kg]	[N]	[N]
30	144	1980	1.25	10.32	BF70-../DPE20XA4	513	4600	18700
30	123	2300	1.3	12.04	BF70-../DPE20XA4	513	4900	19700
30	100	2850	1.3	14.90	BF70-../DPE20XA4	513	5900	24000
30	86	3300	1.3	17.39	BF70-../DPE20XA4	513	6200	25000
30	71	4000	1.15	21.04	BF70-../DPE20XA4	513	6400	26300
30	61	4650	1.1	24.55	BF70-../DPE20XA4	513	7000	27700
30	55	5200	1.0	27.29	BF70-../DPE20XA4	513	7000	28400
30	46.5	6100	0.85	31.84	BF70-../DPE20XA4	513	7700	30000

The torques marked (*) are maximum permissible torques for service factor f_B=1.0.

BF-series parallel shaft geared motors

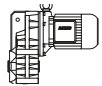
Selection - shaft-mounted geared motors DPE - IE3

30 kW



P _N [kW]	n ₂ [1/min]	50 Hz		i [:1]	Type	m [kg]	[N]	[N]
		M ₂ [Nm]	f _B [—]					
30	130	2200	1.65	11.42	BF80-../DPE20XA4	609	8900	32200
30	90	3150	1.7	16.49	BF80-../DPE20XA4	609	11400	41400
30	64	4450	1.4	23.29	BF80-../DPE20XA4	609	11800	44900
30	49	5800	1.25	30.21	BF80-../DPE20XA4	609	12300	47900
30	44.5	6400	1.2	33.61	BF80-../DPE20XA4	609	11700	48400
30	39	7300	1.1	38.14	BF80-../DPE20XA4	609	12200	50300
30	31.5	9000	0.96	47.46	BF80-../DPE20XA4	609	13400	53700
30	27.5	10400	0.86	53.86	BF80-../DPE20XA4	609	14000	55800
30	24.5	11600	0.8	61.55	BF80-../DPE20XA4	609	14800	58100
30	119	2400	3.0	12.45	BF90-../DPE20XA4	859	8000	39700
30	86	3300	3.1	17.39	BF90-../DPE20XA4	859	10000	49500
30	62	4600	2.4	23.95	BF90-../DPE20XA4	859	11100	54300
30	44	6500	2.0	33.71	BF90-../DPE20XA4	859	11900	59300
30	39.5	7200	1.85	37.54	BF90-../DPE20XA4	859	12700	61500
30	32	8900	1.6	46.43	BF90-../DPE20XA4	859	13800	65500
30	29	9800	1.45	51.70	BF90-../DPE20XA4	859	14600	67800
30	23.5	12100	1.25	63.49	BF90-../DPE20XA4	859	15800	72000
30	21	13600	1.15	70.69	BF90-../DPE20XA4	859	16800	74700
30	18.5	15400	1.05	80.85	BF90-../DPE20XA4	859	17500	77500
30	16.5	17300	0.97	90.02	BF90-../DPE20XA4	859	18900	80600
30	14	20400	0.82	107.5	BF90-../DPE20XA4	859	22300	86900

37 kW



P _N [kW]	n ₂ [1/min]	50 Hz		i [:1]	Type	m [kg]	[N]	[N]
		M ₂ [Nm]	f _B [—]					
37	144	2450	1.05	10.32	BF70-../DPE22MA4	569	4600	18700
37	123	2850	1.05	12.04	BF70-../DPE22MA4	569	4900	19700
37	100	3500	1.05	14.90	BF70-../DPE22MA4	569	5900	24000
37	86	4100	1.05	17.39	BF70-../DPE22MA4	569	6200	25000
37	130	2700	1.35	11.42	BF80-../DPE22MA4	665	8900	32200
37	90	3900	1.35	16.49	BF80-../DPE22MA4	665	11400	41400
37	64	5500	1.15	23.29	BF80-../DPE22MA4	665	11800	44900
37	119	2950	2.4	12.45	BF90-../DPE22MA4	915	8000	39700
37	86	4100	2.5	17.39	BF90-../DPE22MA4	915	10000	49500
37	62	5600	2.0	23.95	BF90-../DPE22MA4	915	11100	54300
37	44	8000	1.6	33.71	BF90-../DPE22MA4	915	11900	59300
37	39.5	8900	1.5	37.54	BF90-../DPE22MA4	915	12700	61500
37	32	11000	1.3	46.43	BF90-../DPE22MA4	915	13800	65500
37	29	12100	1.2	51.70	BF90-../DPE22MA4	915	14600	67800
37	23.5	15000	1.05	63.49	BF90-../DPE22MA4	915	15800	72000

The torques marked (*) are maximum permissible torques for service factor f_B=1.0.