

Page

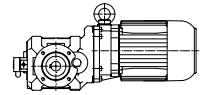
Selection tables ASM-IE2

59-70

Geared motors for electric overhead conveyors series BM

Selection table asynchronous motors ASM IE2

P = 0.03 kW



50 Hz			i	Type	m	F _{RN}	F _{RV}	60 Hz		
n ₂ 1/min	M ₂ Nm	f _B						n ₂ 1/min	M ₂ Nm	f _B
11.5	23.5	9.4	117.9	BM20Z-../D04LA4	21	10000	12000	14	19.4	11
9.5	28.5	7.7	142.8	"	"	10000	12000	11.5	23.5	9.4
7.6	35.5	5.9	178.9	"	"	10000	12000	9.1	29.5	7.1
6.6	41	4.7	205.3	"	"	10000	12000	7.9	34	5.7

P = 0.04 kW

50 Hz			i	Type	m	F _{RN}	F _{RV}	60 Hz		
n ₂ 1/min	M ₂ Nm	f _B						n ₂ 1/min	M ₂ Nm	f _B
16	22.5	9.8	85.45	BM20Z-../D04LA4	21	10000	12000	19	19.1	12
14	25.5	8.6	99.47	"	"	10000	12000	16.5	21.5	10
11.5	31.5	7.0	117.9	"	"	10000	12000	14	25.5	8.6
9.5	38	5.8	142.8	"	"	10000	12000	11.5	31.5	7.0
7.6	47.5	4.4	178.9	"	"	10000	12000	9.1	39.5	5.3
6.6	54	3.6	205.3	"	"	10000	12000	7.9	45.5	4.2

P = 0.06 kW

50 Hz			i	Type	m	F _{RN}	F _{RV}	60 Hz		
n ₂ 1/min	M ₂ Nm	f _B						n ₂ 1/min	M ₂ Nm	f _B
120	4.2	7.1	11.34	BM09-../D05LA4	13	4400	6500	143	3.5	8.6
103	4.85	6.6	13.23	"	"	4400	6500	123	4.05	7.9
77	6.5	7.2	17.73	"	"	4400	6500	92	5.4	8.7
64	7.8	7.2	21.20	"	"	4400	6500	77	6.5	8.6
55	9.1	6.5	24.74	"	"	4400	6500	66	7.6	7.8
52	9.6	7.2	25.98	"	"	4400	6500	63	8.0	8.6
45	11.2	6.4	30.31	"	"	4400	6500	54	9.3	7.7
41	12.2	7.1	32.97	"	"	4400	6500	49.5	10.1	8.6
35.5	14.2	6.5	38.46	"	"	4400	6500	42.5	11.8	7.8
32	15.5	5.5	42.44	"	"	4400	6500	38.5	12.9	6.6
25.5	19.5	5.5	53.85	"	"	4400	6500	30.5	16.3	6.6
7.6	71	2.9	178.9	BM20Z-../D06LA4	24	10000	12000	9.1	59	3.5
6.6	82	2.4	205.3	"	"	10000	12000	7.9	68	2.8

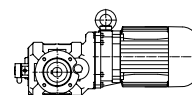
P = 0.09 kW

50 Hz			i	Type	m	F _{RN}	F _{RV}	60 Hz		
n ₂ 1/min	M ₂ Nm	f _B						n ₂ 1/min	M ₂ Nm	f _B
120	6.3	4.8	11.34	BM09-../D05LA4	13	4400	6500	143	5.2	5.8
103	7.3	4.4	13.23	"	"	4400	6500	123	6.1	5.2
77	9.8	4.8	17.73	"	"	4400	6500	92	8.2	5.7
64	11.8	4.7	21.20	"	"	4400	6500	77	9.8	5.7
55	13.7	4.3	24.74	"	"	4400	6500	66	11.4	5.2
52	14.5	4.8	25.98	"	"	4400	6500	63	12	5.8
45	16.8	4.3	30.31	"	"	4400	6500	54	14	5.1
41	18.4	4.7	32.97	"	"	4400	6500	49.5	15.2	5.7
35.5	21	4.4	38.46	"	"	4400	6500	42.5	17.7	5.2
32	23	3.7	42.44	"	"	4400	6500	38.5	19.4	4.4
25.5	29	3.7	53.85	"	"	4400	6500	30.5	24.5	4.4
11.5	71	3.1	117.9	BM20Z-../D06LA4	24	10000	12000	14	58	3.8
9.5	85	2.6	142.8	"	"	10000	12000	11.5	71	3.1
7.6	107	1.95	178.9	"	"	10000	12000	9.1	89	2.3
6.6	123	1.55	205.3	"	"	10000	12000	7.9	103	1.85
3.9	178	2.8	348.7	BM40Z-../D06LA4	64	20000	25000	4.7	148	3.4
3.2	210	2.4	430.0	"	"	20000	25000	3.8	180	2.8

Geared motors for electric overhead conveyors series BM

Selection table asynchronous motors ASM IE2

P = 0.12 kW



50 Hz			i	Type	m	F _{RN}	F _{RV}	60 Hz		
n ₂ 1/min	M ₂ Nm	f _B						n ₂ 1/min	M ₂ Nm	f _B
120	8.4	3.6	11.34	BM09-../D05LA4	13	4400	6500	143	7.0	4.3
103	9.7	3.3	13.23	"	"	4400	6500	123	8.1	4.0
77	13	3.6	17.73	"	"	4400	6500	92	10.9	4.3
64	15.7	3.6	21.20	"	"	4400	6500	77	13	4.3
55	18.3	3.2	24.74	"	"	4400	6500	66	15.2	3.9
52	19.3	3.6	25.98	"	"	4400	6500	63	16	4.3
45	22	3.3	30.31	"	"	4400	6500	54	18.6	3.9
41	24.5	3.6	32.97	"	"	4400	6500	49.5	20	4.4
35.5	28	3.3	38.46	"	"	4400	6500	42.5	23.5	3.9
32	31	2.7	42.44	"	"	4400	6500	38.5	25.5	3.3
25.5	39	2.8	53.85	"	"	4400	6500	30.5	32.5	3.3
18.5	58	3.1	74.76	BM20-../D06LA4	23	10000	12000	22	49	3.7
16	68	3.2	85.45	BM20Z-../D06LA4	24	10000	12000	19	57	3.9
14	77	2.9	99.47	"	"	10000	12000	16.5	65	3.4
11.5	94	2.3	117.9	"	"	10000	12000	14	77	2.9
9.5	114	1.95	142.8	"	"	10000	12000	11.5	94	2.3
7.6	143	1.45	178.9	"	"	10000	12000	9.1	119	1.75
6.6	164	1.2	205.3	"	"	10000	12000	7.9	137	1.4
9.0	108	3.2	150.3	BM30Z-../D06LA4	41	12000	15000	11	88	4.0
7.7	126	2.8	177.2	"	"	12000	15000	9.2	105	3.3
4.7	197	3.0	289.8	BM40Z-../D06LA4	64	20000	25000	5.6	165	3.6
3.9	235	2.2	348.7	"	"	20000	25000	4.7	197	2.6
3.2	285	1.75	430.0	"	"	20000	25000	3.8	240	2.1

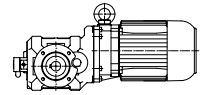
P = 0.18 kW

50 Hz			i	Type	m	F _{RN}	F _{RV}	60 Hz		
n ₂ 1/min	M ₂ Nm	f _B						n ₂ 1/min	M ₂ Nm	f _B
120	12.6	2.4	11.34	BM09-../D05LA4	13	4400	6500	143	10.5	2.9
103	14.6	2.2	13.23	"	"	4400	6500	123	12.2	2.6
77	19.6	2.4	17.73	"	"	4400	6500	92	16.4	2.9
64	23.5	2.4	21.20	"	"	4400	6500	77	19.6	2.9
55	27.5	2.1	24.74	"	"	4400	6500	66	22.5	2.6
52	29	2.4	25.98	"	"	4400	6500	63	24	2.9
45	33.5	2.1	30.31	"	"	4400	6500	54	28	2.6
41	36.5	2.4	32.97	"	"	4400	6500	49.5	30.5	2.9
35.5	42.5	2.2	38.46	"	"	4400	6500	42.5	35.5	2.6
32	46.5	1.85	42.44	"	"	4400	6500	38.5	38.5	2.2
25.5	58	1.85	53.85	"	"	4400	6500	30.5	49	2.2
30	48	3.3	45.00	BM10-../D06LA4	21	8000	10000	36	40	4.0
26	54	2.8	52.44	"	"	8000	10000	31	45	3.3
23.5	59	2.7	58.18	"	"	8000	10000	28	50	3.2
22.5	72	2.7	60.64	BM20-../D06LA4	23	10000	12000	27	60	3.2
18.5	88	2.1	74.76	"	"	10000	12000	22	74	2.5
16	102	2.2	85.45	BM20Z-../D06LA4	24	10000	12000	19	85	2.6
14	116	1.9	99.47	"	"	10000	12000	16.5	98	2.2
11.5	142	1.55	117.9	"	"	10000	12000	14	116	1.9
9.5	171	1.3	142.8	"	"	10000	12000	11.5	142	1.55
7.6	210	1.0	178.9	"	"	10000	12000	9.1	179	1.15
19	79	3.3	71.09	BM30-../D06LA4	39	12000	15000	23	65	4.0
13.5	109	3.2	100.7	BM30Z-../D06LA4	41	12000	15000	16.5	89	3.9
11	134	2.6	128.2	"	"	12000	15000	13	113	3.1
9.0	162	2.2	150.3	"	"	12000	15000	11	132	2.7
7.7	189	1.85	177.2	"	"	12000	15000	9.2	158	2.2

Geared motors for electric overhead conveyors series BM

Selection table asynchronous motors ASM IE2

P = 0.18 kW



50 Hz			i	Type	m	F _{RN}	F _{RV}	60 Hz		
n ₂ 1/min	M ₂ Nm	f _B						n ₂ 1/min	M ₂ Nm	f _B
6.4	220	3.1	211.5	BM40Z-../D06LA4	64	20000	25000	7.7	183	3.7
5.5	250	2.7	246.6	"	"	20000	25000	6.6	210	3.2
4.7	295	2.0	289.8	"	"	20000	25000	5.6	245	2.4
3.9	355	1.45	348.7	"	"	20000	25000	4.7	295	1.7
3.2	425	1.2	430.0	"	"	20000	25000	3.8	360	1.4

P = 0.25 kW

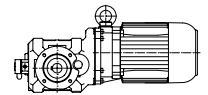
50 Hz			i	Type	m	F _{RN}	F _{RV}	60 Hz		
n ₂ 1/min	M ₂ Nm	f _B						n ₂ 1/min	M ₂ Nm	f _B
120	17.5	1.7	11.34	BM09-../D05LA4	13	4400	6500	143	14.6	2.1
103	20	1.6	13.23	"	"	4400	6500	123	17	1.9
77	27	1.75	17.73	"	"	4400	6500	92	22.5	2.1
64	32.5	1.7	21.20	"	"	4400	6500	77	27	2.1
55	38	1.55	24.74	"	"	4400	6500	66	31.5	1.85
52	40	1.75	25.98	"	"	4400	6500	63	33	2.1
45	46.5	1.55	30.31	"	"	4400	6500	54	38.5	1.85
41	51	1.7	32.97	"	"	4400	6500	49.5	42	2.1
35.5	59	1.55	38.46	"	"	4400	6500	42.5	49	1.9
32	64	1.35	42.44	"	"	4400	6500	38.5	53	1.6
25.5	81	1.35	53.85	"	"	4400	6500	30.5	68	1.6
41	50	3.0	33.19	BM10-../D06LA4	21	8000	10000	49	41.5	3.6
37	55	2.9	36.82	"	"	8000	10000	44	46.5	3.4
33.5	59	2.5	40.56	"	"	8000	10000	40	50	3.0
30	66	2.4	45.00	"	"	8000	10000	36	55	2.9
26	75	2.0	52.44	"	"	8000	10000	31	63	2.4
23.5	83	1.95	58.18	"	"	8000	10000	28	69	2.3
32.5	69	3.2	42.18	BM20-../D06LA4	23	10000	12000	38.5	58	3.8
26	87	2.4	52.84	"	"	10000	12000	31	73	2.9
22.5	100	1.95	60.64	"	"	10000	12000	27	84	2.3
18.5	122	1.5	74.76	"	"	10000	12000	22	103	1.75
16	141	1.55	85.45	BM20Z-../D06LA4	24	10000	12000	19	119	1.85
14	162	1.35	99.47	"	"	10000	12000	16.5	137	1.6
11.5	197	1.1	117.9	"	"	10000	12000	14	162	1.35
9.5	235	0.94	142.8	"	"	10000	12000	11.5	197	1.1
22.5	93	2.9	61.33	BM30-../D06LA4	39	12000	15000	26.5	79	3.4
19	110	2.3	71.09	"	"	12000	15000	23	91	2.8
16	129	2.7	85.96	BM30Z-../D06LA4	41	12000	15000	19	109	3.2
13.5	152	2.3	100.7	"	"	12000	15000	16.5	124	2.8
11	186	1.9	128.2	"	"	12000	15000	13	157	2.2
9.0	225	1.55	150.3	"	"	12000	15000	11	184	1.9
7.7	260	1.35	177.2	"	"	12000	15000	9.2	220	1.6
9.5	210	3.2	143.0	BM40Z-../D06LA4	64	20000	25000	11.5	174	3.9
8.0	245	2.8	169.0	"	"	20000	25000	9.6	205	3.3
6.4	305	2.2	211.5	"	"	20000	25000	7.7	250	2.7
5.5	350	1.95	246.6	"	"	20000	25000	6.6	290	2.3
4.7	410	1.45	289.8	"	"	20000	25000	5.6	345	1.75
3.9	495	1.0	348.7	"	"	20000	25000	4.7	410	1.25
3.2	590	0.85	430.0	"	"	20000	25000	3.8	500	1.0

7

Geared motors for electric overhead conveyors series BM

Selection table asynchronous motors ASM IE2

P = 0.3 kW



50 Hz			i	Type	m	F _{RN}	F _{RV}	60 Hz		
n ₂ 1/min	M ₂ Nm	f _B						n ₂ 1/min	M ₂ Nm	f _B
120	21	1.45	11.34	BM09-../D07LA4	17	4400	6500	143	17.6	1.7
103	24	1.35	13.23	"	"	4400	6500	123	20	1.6
77	32.5	1.45	17.73	"	"	4400	6500	92	27	1.75
64	39	1.45	21.20	"	"	4400	6500	77	32.5	1.7
55	45.5	1.3	24.74	"	"	4400	6500	66	38	1.55
52	48	1.45	25.98	"	"	4400	6500	63	40	1.75
45	56	1.3	30.31	"	"	4400	6500	54	46.5	1.55
41	61	1.45	32.97	"	"	4400	6500	49.5	50	1.75
35.5	71	1.3	38.46	"	"	4400	6500	42.5	59	1.55
32	77	1.1	42.44	"	"	4400	6500	38.5	64	1.35
25.5	97	1.1	53.85	"	"	4400	6500	30.5	81	1.35
51	49	3.1	26.55	BM10-../D07LA4	23	8000	10000	62	40.5	3.7
46	54	3.0	29.45	"	"	8000	10000	56	45	3.6
41	60	2.5	33.19	"	"	8000	10000	49	50	3.0
37	66	2.4	36.82	"	"	8000	10000	44	55	2.9
33.5	71	2.1	40.56	"	"	8000	10000	40	60	2.5
30	80	2.0	45.00	"	"	8000	10000	36	66	2.4
26	90	1.65	52.44	"	"	8000	10000	31	75	2.0
23.5	99	1.6	58.18	"	"	8000	10000	28	83	1.95
38.5	70	3.1	35.25	BM20-../D07LA4	26	10000	12000	46	59	3.7
32.5	83	2.7	42.18	"	"	10000	12000	38.5	70	3.1
26	104	2.0	52.84	"	"	10000	12000	31	87	2.4
22.5	120	1.6	60.64	"	"	10000	12000	27	100	1.95
18.5	147	1.25	74.76	"	"	10000	12000	22	123	1.5
16	170	1.3	85.45	BM20Z-../D07LA4	27	10000	12000	19	143	1.55
14	194	1.15	99.47	"	"	10000	12000	16.5	164	1.35
11.5	235	0.94	117.9	"	"	10000	12000	14	194	1.15
22.5	112	2.4	61.33	BM30-../D07LA4	41	12000	15000	26.5	95	2.8
19	132	1.95	71.09	"	"	12000	15000	23	109	2.4
16	155	2.3	85.96	BM30Z-../D07LA4	44	12000	15000	19	131	2.7
13.5	182	1.9	100.7	"	"	12000	15000	16.5	149	2.3
11	220	1.6	128.2	"	"	12000	15000	13	189	1.85
9.0	270	1.3	150.3	"	"	12000	15000	11	220	1.6
7.7	315	1.1	177.2	"	"	12000	15000	9.2	260	1.35
11.5	210	3.2	118.2	BM40Z-../D07LA4	66	20000	25000	14	173	3.9
9.5	250	2.7	143.0	"	"	20000	25000	11.5	205	3.3
8.0	295	2.3	169.0	"	"	20000	25000	9.6	245	2.8
6.4	365	1.85	211.5	"	"	20000	25000	7.7	305	2.2
5.5	420	1.6	246.6	"	"	20000	25000	6.6	350	1.95
4.7	490	1.2	289.8	"	"	20000	25000	5.6	410	1.45
3.9	590	0.86	348.7	"	"	20000	25000	4.7	490	1.05

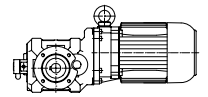
P = 0.37 kW

50 Hz			i	Type	m	F _{RN}	F _{RV}	60 Hz		
n ₂ 1/min	M ₂ Nm	f _B						n ₂ 1/min	M ₂ Nm	f _B
120	25.5	1.2	11.34	BM09-../D07LA4	17	4400	6500	143	21.5	1.4
103	30	1.05	13.23	"	"	4400	6500	123	25	1.3
77	40	1.2	17.73	"	"	4400	6500	92	33.5	1.4
64	48.5	1.15	21.20	"	"	4400	6500	77	40	1.4
55	56	1.05	24.74	"	"	4400	6500	66	47	1.25
52	59	1.15	25.98	"	"	4400	6500	63	49	1.4
45	69	1.05	30.31	"	"	4400	6500	54	57	1.25
41	75	1.15	32.97	"	"	4400	6500	49.5	62	1.4
35.5	87	1.05	38.46	"	"	4400	6500	42.5	73	1.25
32	96	0.89	42.44	"	"	4400	6500	38.5	79	1.1
25.5	120	0.9	53.85	"	"	4400	6500	30.5	100	1.1

Geared motors for electric overhead conveyors series BM

Selection table asynchronous motors ASM IE2

P = 0.37 kW



50 Hz			i	Type	m	F _{RN}	F _{RV}	60 Hz		
n ₂ 1/min	M ₂ Nm	f _B						n ₂ 1/min	M ₂ Nm	f _B
60	51	2.9	22.62	BM10-../D07LA4	23	8000	10000	72	43	3.5
54	57	2.8	25.09	"	"	8000	10000	65	47.5	3.4
51	60	2.5	26.55	"	"	8000	10000	62	50	3.0
46	67	2.4	29.45	"	"	8000	10000	56	55	2.9
41	74	2.0	33.19	"	"	8000	10000	49	62	2.4
37	82	1.95	36.82	"	"	8000	10000	44	69	2.3
33.5	88	1.7	40.56	"	"	8000	10000	40	74	2.0
30	98	1.65	45.00	"	"	8000	10000	36	82	1.95
26	111	1.35	52.44	"	"	8000	10000	31	93	1.6
23.5	123	1.3	58.18	"	"	8000	10000	28	103	1.55
46	72	3.1	29.39	BM20-../D07LA4	26	10000	12000	56	59	3.7
38.5	87	2.5	35.25	"	"	10000	12000	46	72	3.1
32.5	103	2.1	42.18	"	"	10000	12000	38.5	87	2.5
26	129	1.6	52.84	"	"	10000	12000	31	108	1.95
22.5	149	1.3	60.64	"	"	10000	12000	27	124	1.55
18.5	181	1.0	74.76	"	"	10000	12000	22	152	1.2
16	205	1.05	85.45	BM20Z-../D07LA4	27	10000	12000	19	176	1.25
14	235	0.94	99.47	"	"	10000	12000	16.5	200	1.1
27.5	114	2.8	49.66	BM30-../D07LA4	41	12000	15000	33	95	3.3
22.5	138	1.95	61.33	"	"	12000	15000	26.5	117	2.3
19	163	1.6	71.09	"	"	12000	15000	23	135	1.9
16	192	1.8	85.96	BM30Z-../D07LA4	44	12000	15000	19	161	2.2
13.5	225	1.55	100.7	"	"	12000	15000	16.5	184	1.9
11	275	1.25	128.2	"	"	12000	15000	13	230	1.5
9.0	330	1.05	150.3	"	"	12000	15000	11	270	1.3
7.7	390	0.9	177.2	"	"	12000	15000	9.2	325	1.1
11.5	260	2.6	118.2	BM40Z-../D07LA4	66	20000	25000	14	210	3.2
9.5	310	2.2	143.0	"	"	20000	25000	11.5	255	2.7
8.0	365	1.85	169.0	"	"	20000	25000	9.6	305	2.2
6.4	450	1.5	211.5	"	"	20000	25000	7.7	375	1.8
5.5	520	1.3	246.6	"	"	20000	25000	6.6	430	1.6
4.7	600	1.0	289.8	"	"	20000	25000	5.6	510	1.15

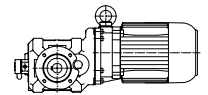
P = 0.55 kW

50 Hz			i	Type	m	F _{RN}	F _{RV}	60 Hz		
n ₂ 1/min	M ₂ Nm	f _B						n ₂ 1/min	M ₂ Nm	f _B
124	37	0.81	11.34	BM09-../D08MA4	18	4400	6500	149	31	0.97
79	58	0.81	17.73	"	"	4400	6500	95	48.5	0.97
67	68	0.82	21.20	"	"	4400	6500	80	57	0.98
54	85	0.81	25.98	"	"	4400	6500	65	71	0.97
42.5	108	0.81	32.97	"	"	4400	6500	51	90	0.97
86	54	2.7	16.39	BM10-../D08MA4	24	8000	10000	103	45	3.2
78	59	2.6	18.18	"	"	8000	10000	93	50	3.1
62	74	2.0	22.62	"	"	8000	10000	75	61	2.5
56	82	1.95	25.09	"	"	8000	10000	67	68	2.4
53	87	1.7	26.55	"	"	8000	10000	64	72	2.1
48	96	1.65	29.45	"	"	8000	10000	58	79	2.0
42.5	106	1.4	33.19	"	"	8000	10000	51	88	1.7
38.5	117	1.35	36.82	"	"	8000	10000	46	98	1.65
35	126	1.2	40.56	"	"	8000	10000	41.5	106	1.4
31.5	140	1.15	45.00	"	"	8000	10000	37.5	117	1.35
27	159	0.94	52.44	"	"	8000	10000	32.5	132	1.15
24.5	175	0.91	58.18	"	"	8000	10000	29	148	1.1

Geared motors for electric overhead conveyors series BM

Selection table asynchronous motors ASM IE2

P = 0.55 kW



50 Hz			i	Type	m	F _{RN}	F _{RV}	60 Hz		
n ₂ 1/min	M ₂ Nm	f _B						n ₂ 1/min	M ₂ Nm	f _B
71	70	3.1	19.72	BM20-../D08MA4	26	10000	12000	86	58	3.8
56	89	2.5	25.25	"	"	10000	12000	67	74	3.0
48	103	2.1	29.39	"	"	10000	12000	58	86	2.6
40	124	1.75	35.25	"	"	10000	12000	48	103	2.1
33.5	148	1.5	42.18	"	"	10000	12000	40	124	1.75
26.5	188	1.1	52.84	"	"	10000	12000	32	155	1.35
23.5	210	0.92	60.64	"	"	10000	12000	28	178	1.1
21	235	0.94	66.74	BM20Z-../D08MA4	28	10000	12000	25.5	195	1.15
40.5	118	3.0	34.88	BM30-../D08MA4	42	12000	15000	48.5	98	3.6
34.5	137	2.6	41.13	"	"	12000	15000	41	115	3.0
28.5	164	1.95	49.66	"	"	12000	15000	34	137	2.3
23	200	1.35	61.33	"	"	12000	15000	27.5	168	1.6
20	230	1.1	71.09	"	"	12000	15000	24	192	1.35
16.5	275	1.25	85.96	BM30Z-../D08MA4	45	12000	15000	20	225	1.55
14	320	1.1	100.7	"	"	12000	15000	17	265	1.3
11	410	0.85	128.2	"	"	12000	15000	13.5	330	1.05
20	225	3.0	70.11	BM40-../D08MA4	63	20000	25000	24	190	3.6
17	265	2.3	84.36	"	"	20000	25000	20	225	2.7
13.5	330	1.8	104.0	"	"	20000	25000	16.5	270	2.2
12	370	1.85	118.2	BM40Z-../D08MA4	67	20000	25000	14.5	305	2.2
9.8	450	1.5	143.0	"	"	20000	25000	12	365	1.85
8.3	520	1.3	169.0	"	"	20000	25000	10	435	1.55
6.7	640	1.05	211.5	"	"	20000	25000	8.0	530	1.3
5.7	740	0.92	246.6	"	"	20000	25000	6.9	610	1.1

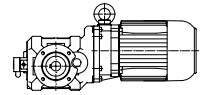
P = 0.75 kW

50 Hz			i	Type	m	F _{RN}	F _{RV}	60 Hz		
n ₂ 1/min	M ₂ Nm	f _B						n ₂ 1/min	M ₂ Nm	f _B
122	53	2.6	11.68	BM10-../DHE08XA4	27	8000	10000	147	44	3.2
110	59	2.5	12.95	"	"	8000	10000	133	49	3.1
87	73	2.0	16.39	"	"	8000	10000	105	60	2.4
79	80	1.95	18.18	"	"	8000	10000	95	67	2.3
63	100	1.5	22.62	"	"	8000	10000	76	82	1.85
57	110	1.45	25.09	"	"	8000	10000	69	91	1.75
54	116	1.3	26.55	"	"	8000	10000	65	96	1.55
48.5	129	1.25	29.45	"	"	8000	10000	59	106	1.5
43	143	1.05	33.19	"	"	8000	10000	52	118	1.25
39	157	1.0	36.82	"	"	8000	10000	46.5	132	1.2
35.5	169	0.89	40.56	"	"	8000	10000	42.5	141	1.05
32	188	0.85	45.00	"	"	8000	10000	38	158	1.0
85	80	2.8	16.72	BM20-../DHE08XA4	29	10000	12000	103	66	3.3
73	93	2.4	19.72	"	"	10000	12000	87	78	2.8
57	119	1.85	25.25	"	"	10000	12000	68	100	2.2
48.5	140	1.55	29.39	"	"	10000	12000	59	115	1.9
40.5	168	1.3	35.25	"	"	10000	12000	49	138	1.6
34	200	1.1	42.18	"	"	10000	12000	41	165	1.35
27	250	0.84	52.84	"	"	10000	12000	32.5	205	1.0
25.5	265	0.83	56.58	BM20Z-../DHE08XA4	31	10000	12000	30.5	220	1.0
61	106	3.3	23.38	BM30-../DHE08XA4	45	12000	15000	74	88	4.0
48	135	2.6	29.76	"	"	12000	15000	58	112	3.1
41	158	2.2	34.88	"	"	12000	15000	49.5	131	2.7
35	184	1.9	41.13	"	"	12000	15000	42	153	2.3
29	215	1.45	49.66	"	"	12000	15000	34.5	184	1.7
23.5	265	1.0	61.33	"	"	12000	15000	28	225	1.2
20	315	0.82	71.09	"	"	12000	15000	24.5	255	1.0

Geared motors for electric overhead conveyors series BM

Selection table asynchronous motors ASM IE2

P = 0.75 kW



50 Hz			i	Type	m	F _{RN}	F _{RV}	60 Hz		
n ₂ 1/min	M ₂ Nm	f _B						n ₂ 1/min	M ₂ Nm	f _B
17	365	0.96	85.96	BM30Z-../DHE08XA4	48	12000	15000	20	310	1.15
14.5	420	0.83	100.7	"	"	12000	15000	17	360	0.97
28	225	3.0	51.18	BM40-../DHE08XA4	65	20000	25000	33.5	188	3.6
24	260	2.6	59.66	"	"	20000	25000	29	215	3.2
20.5	300	2.3	70.11	"	"	20000	25000	24.5	250	2.7
17	365	1.65	84.36	"	"	20000	25000	20.5	300	2.0
14	430	1.4	104.0	"	"	20000	25000	16.5	365	1.65
12.5	485	1.4	118.2	BM40Z-../DHE08XA4	70	20000	25000	14.5	415	1.65
10	600	1.15	143.0	"	"	20000	25000	12	500	1.35
8.5	690	0.99	169.0	"	"	20000	25000	10.5	560	1.2

P = 1.1 kW

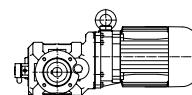
50 Hz			i	Type	m	F _{RN}	F _{RV}	60 Hz		
n ₂ 1/min	M ₂ Nm	f _B						n ₂ 1/min	M ₂ Nm	f _B
124	77	1.8	11.68	BM10-../DHE09LA4	34	8000	10000	149	64	2.2
112	85	1.75	12.95	"	"	8000	10000	135	70	2.1
88	106	1.35	16.39	"	"	8000	10000	107	87	1.65
80	116	1.35	18.18	"	"	8000	10000	96	97	1.6
64	144	1.05	22.62	"	"	8000	10000	77	120	1.25
58	159	1.0	25.09	"	"	8000	10000	70	132	1.2
55	168	0.89	26.55	"	"	8000	10000	66	140	1.05
49	188	0.85	29.45	"	"	8000	10000	60	154	1.05
142	70	3.1	10.15	BM20-../DHE09LA4	36	10000	12000	172	58	3.8
108	92	2.4	13.34	"	"	10000	12000	131	76	2.9
87	114	1.95	16.72	"	"	10000	12000	105	95	2.3
74	134	1.65	19.72	"	"	10000	12000	89	112	1.95
58	172	1.3	25.25	"	"	10000	12000	69	144	1.55
49	200	1.1	29.39	"	"	10000	12000	60	166	1.35
41	240	0.92	35.25	"	"	10000	12000	49.5	200	1.1
90	107	3.3	16.10	BM30-../DHE09LA4	52	12000	15000	109	88	4.0
73	132	2.7	19.96	"	"	12000	15000	88	109	3.2
62	154	2.3	23.38	"	"	12000	15000	75	127	2.8
48.5	197	1.8	29.76	"	"	12000	15000	59	162	2.2
41.5	230	1.5	34.88	"	"	12000	15000	50	191	1.85
35.5	265	1.3	41.13	"	"	12000	15000	42.5	220	1.6
29	320	0.99	49.66	"	"	12000	15000	35.5	260	1.2
27	335	0.84	53.67	BM30Z-../DHE09LA4	54	12000	15000	32.5	280	1.0
21	435	0.8	69.35	"	"	12000	15000	25.5	355	0.99
42	225	3.0	34.61	BM40-../DHE09LA4	72	20000	25000	51	185	3.7
35.5	265	2.6	40.88	"	"	20000	25000	43	215	3.2
28.5	320	2.1	51.18	"	"	20000	25000	34	270	2.5
24.5	375	1.8	59.66	"	"	20000	25000	29.5	310	2.2
21	435	1.55	70.11	"	"	20000	25000	25	365	1.85
17.5	520	1.15	84.36	"	"	20000	25000	21	435	1.4
14	630	0.95	104.0	"	"	20000	25000	17	520	1.15
12.5	710	0.96	118.2	BM40Z-../DHE09LA4	76	20000	25000	15	590	1.15
10.5	840	0.81	143.0	"	"	20000	25000	12.5	700	0.97

7

Geared motors for electric overhead conveyors series BM

Selection table asynchronous motors ASM IE2

P = 1.5 kW



50 Hz			i	Type	m	F _{RN}	F _{RV}	60 Hz		
n ₂ 1/min	M ₂ Nm	f _B						n ₂ 1/min	M ₂ Nm	f _B
124	105	1.35	11.68	BM10-../DHE09XA4	38	8000	10000	149	87	1.6
112	116	1.3	12.95	"	"	8000	10000	135	96	1.55
88	144	1.0	16.39	"	"	8000	10000	107	119	1.2
80	159	0.97	18.18	"	"	8000	10000	96	132	1.15
188	72	2.8	7.66	BM20-../DHE09XA4	40	9100	10900	230	59	3.4
142	95	2.3	10.15	"	"	10000	12000	172	79	2.8
108	126	1.75	13.34	"	"	10000	12000	131	103	2.1
87	156	1.4	16.72	"	"	10000	12000	105	129	1.7
74	183	1.2	19.72	"	"	10000	12000	89	152	1.45
58	230	0.96	25.25	"	"	10000	12000	69	197	1.1
49	275	0.8	29.39	"	"	10000	12000	60	225	0.98
116	113	3.1	12.46	BM30-../DHE09XA4	56	12000	15000	140	94	3.7
90	146	2.4	16.10	"	"	12000	15000	109	120	2.9
73	180	1.95	19.96	"	"	12000	15000	88	149	2.3
62	210	1.65	23.38	"	"	12000	15000	75	173	2.0
48.5	265	1.3	29.76	"	"	12000	15000	59	220	1.6
41.5	310	1.15	34.88	"	"	12000	15000	50	260	1.35
35.5	360	0.97	41.13	"	"	12000	15000	42.5	300	1.15
51	250	2.7	28.59	BM40-../DHE09XA4	76	20000	25000	61	210	3.2
42	305	2.2	34.61	"	"	20000	25000	51	250	2.7
35.5	360	1.9	40.88	"	"	20000	25000	43	295	2.3
28.5	440	1.55	51.18	"	"	20000	25000	34	370	1.85
24.5	510	1.35	59.66	"	"	20000	25000	29.5	425	1.6
21	590	1.15	70.11	"	"	20000	25000	25	495	1.35
17.5	710	0.85	84.36	"	"	20000	25000	21	590	1.0

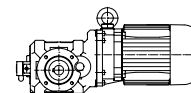
P = 2.2 kW

50 Hz			i	Type	m	F _{RN}	F _{RV}	60 Hz		
n ₂ 1/min	M ₂ Nm	f _B						n ₂ 1/min	M ₂ Nm	f _B
124	154	0.91	11.68	BM10-../DHE09XA4C	40	8000	10000	149	128	1.1
112	170	0.88	12.95	"	"	8000	10000	135	141	1.05
188	106	1.9	7.66	BM20-../DHE09XA4C	42	9100	10900	230	86	2.3
142	140	1.55	10.15	"	"	10000	12000	172	116	1.9
108	184	1.2	13.34	"	"	10000	12000	131	152	1.45
87	225	0.98	16.72	"	"	10000	12000	105	190	1.15
74	265	0.83	19.72	"	"	10000	12000	89	220	1.0
183	105	3.1	7.91	BM30-../DHE09XA4C	58	11000	13800	220	87	3.7
144	134	2.6	10.06	"	"	12000	15000	173	111	3.2
116	166	2.1	12.46	"	"	12000	15000	140	138	2.5
90	210	1.65	16.10	"	"	12000	15000	109	177	2.0
73	260	1.35	19.96	"	"	12000	15000	88	215	1.65
62	305	1.15	23.38	"	"	12000	15000	75	250	1.4
48.5	390	0.9	29.76	"	"	12000	15000	59	320	1.1
80	235	2.9	18.05	BM40-../DHE09XA4C	79	20000	25000	97	194	3.5
65	290	2.3	22.44	"	"	20000	25000	78	240	2.8
51	370	1.85	28.59	"	"	20000	25000	61	305	2.2
42	450	1.5	34.61	"	"	20000	25000	51	370	1.85
35.5	530	1.3	40.88	"	"	20000	25000	43	435	1.55
28.5	640	1.05	51.18	"	"	20000	25000	34	540	1.25
24.5	750	0.91	59.66	"	"	20000	25000	29.5	620	1.1

Geared motors for electric overhead conveyors series BM

Selection table asynchronous motors ASM IE2

P = 3 kW



50 Hz			i	Type	m	F _{RN}	F _{RV}	60 Hz		
n ₂ 1/min	M ₂ Nm	f _B						n ₂ 1/min	M ₂ Nm	f _B
129	199	3.1	11.17	BM40-../DHE11MA4	90	18300	22900	156	165	3.8
100	255	2.7	14.50	"	"	20000	25000	120	210	3.2
80	320	2.1	18.05	"	"	20000	25000	97	265	2.6
65	395	1.7	22.44	"	"	20000	25000	78	330	2.1
51	500	1.35	28.59	"	"	20000	25000	61	420	1.6
42	610	1.1	34.61	"	"	20000	25000	51	500	1.35
35.5	720	0.94	40.88	"	"	20000	25000	43	590	1.15

P = 4 kW

50 Hz			i	Type	m	F _{RN}	F _{RV}	60 Hz		
n ₂ 1/min	M ₂ Nm	f _B						n ₂ 1/min	M ₂ Nm	f _B
129	265	2.4	11.17	BM40-../DHE11LA4	102	18300	22900	156	220	2.8
100	340	2.0	14.50	"	"	20000	25000	120	285	2.4
80	425	1.6	18.05	"	"	20000	25000	97	350	1.95
65	520	1.3	22.44	"	"	20000	25000	78	440	1.55
51	670	1.0	28.59	"	"	20000	25000	61	560	1.2
42	810	0.84	34.61	"	"	20000	25000	51	670	1.0

P = 5.5 kW

50 Hz			i	Type	m	F _{RN}	F _{RV}	60 Hz		
n ₂ 1/min	M ₂ Nm	f _B						n ₂ 1/min	M ₂ Nm	f _B
131	360	1.75	11.17	BM40-../DHE11LA4C	106	18300	22900	158	295	2.1
101	465	1.45	14.50	"	"	20000	25000	122	385	1.75
81	580	1.15	18.05	"	"	20000	25000	98	480	1.4
66	710	0.96	22.44	"	"	20000	25000	79	590	1.15

7

