





Formsprag Turbine Starters

Turbine clutches with centrifugal
throw-out sprag technology

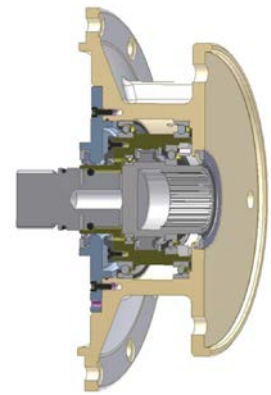
Product Features

- Custom Engineered Designs
- AS 9100D/ ISO-9001:2015
- Centrifugal Throw-Out Sprag technology
- Torque Rating up to 1,500 Nm /1106 Lb.Ft
- Driving Speed up to 10,000 RPM



Model FTS-800 Turbine Starter Clutch

- Drive Torque 939 Lb. Ft
- Drive Speed 4,080 RPM
- Overrunning Speed 7,200 RPM
- Squared Input 10.3"
- Output OD 11"
- Length of 11.26"



Model FTS-2500 Turbine Starter Clutch

- Drive Torque 330 Lb. Ft
- Drive Speed 4,800 RPM
- Overrunning Speed 11,000 RPM
- Input OD 9"
- Output OD 11"
- Output Splined Shaft provided
- Length of 3.91"