

E140 VAR 00

Electro-Magnetic Multi Disc Clutch

Characteristics

- Electrically operated 24 VDC
- Multi disc
- Activated by power on

Utilisation

- Coupling of a pulley or a hub

Particularities

- For use in lubricated environments
- Fixed inductor mounted on ball bearings

Adjustments

- Requires no adjustments at installation
- Automatic wear compensation
- Respect "L" dimension on assembly

Maintenance Manual

- SM 308

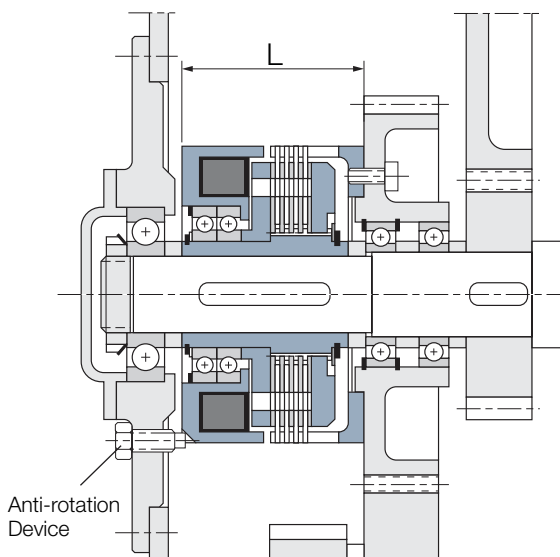
Mounting Precautions

- Shaft (1) has to be driven, in the opposite case please consult the factory
- Device intended for horizontal use
- The anti-rotation device of the electromagnet shall be inserted in anti rotation slot, with a side play of 0,5 mm and a 1 mm play to the bottom. This avoids a normal stress on the ball-bearings.
- It is forbidden to use in case of vibrations

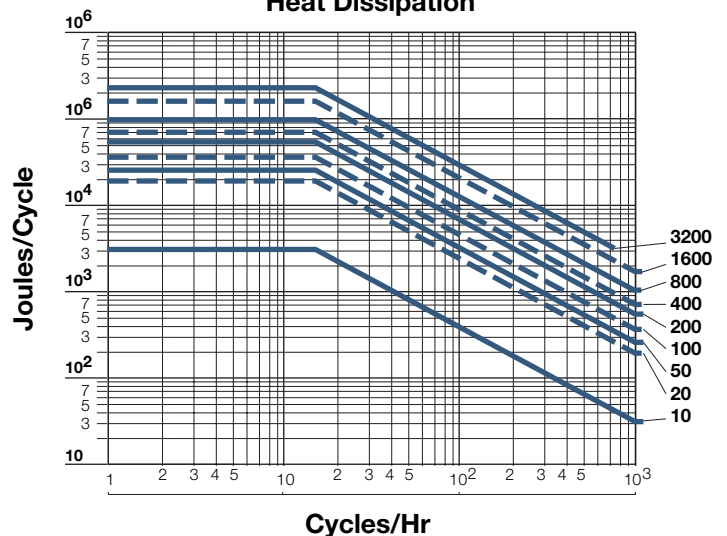
Power Supply

- For sizes until 800
CBC 400-24, CBC 450-24
CBC 140-5 + CBC 140-T
- For size 1600 and up
CBC 140-5

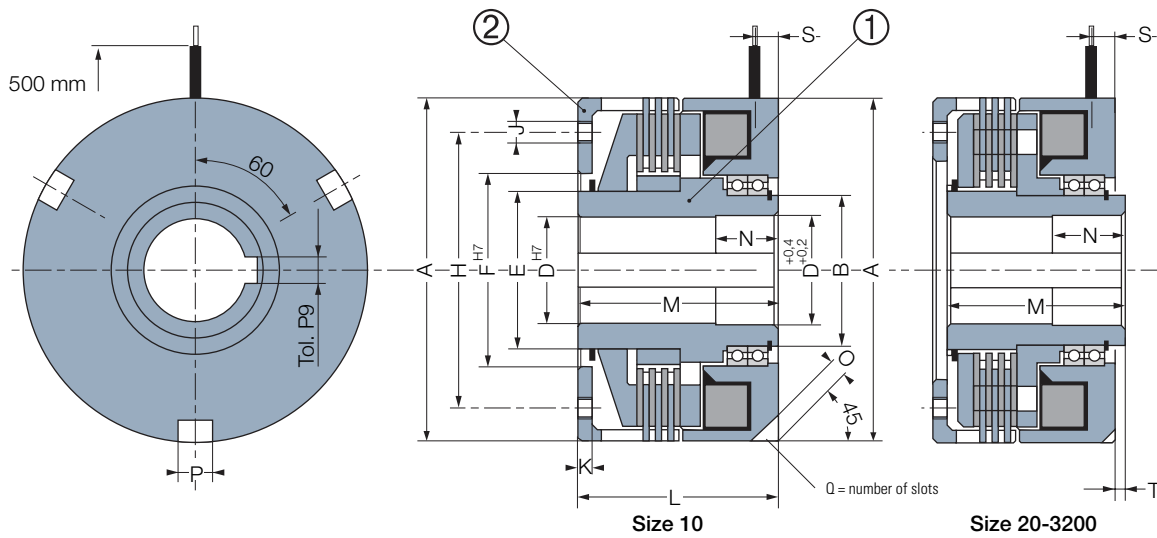
Mounting Example



Heat Dissipation



Electro-Magnetic Multi Disc Clutch



Sizes		10	20	50	100	200	400	800	1600	3200	
Dyn. Nom. Torque	[Nm]	10	20	50	100	200	400	800	1600	3200	
Max. Speed	[min. ⁻¹]	3000	3000	3000	3000	3000	2,200	2,000	1600	1500	
Voltage	[VDC]	24	24	24	24	24	24	24	103,5	103,5	
Power	P20 [W]	26,5	32	37	38	50	54	90	137	189	
	A	70	100	110	132	147	182	202	270	310	
	B	30	40	45	50	55	75	85	110	140	
	D* min	14	17	18	20	20	30	40	45	50	
	D* max	22	30	32	38	42	60	68	90	110	
	E	35	52,5	55	66	55	75	98	135	160	
	F min	45	40	40	54	64	69	100	110	140	
	F max	52	70	70	90	100	120	140	200	220	
	H**	55	85	90	105	120	155	170	235	260	
	J**	4xM5	4xM6	4xM6	6xM8	6xM8	6xM10	6xM10	6xM12	6xM16	
	K	4	5	5	6	7	8	9	12	14	
	L	52	55	60	67	72	93	109	142	157	
	M	52	50	55	60	65	85	100	130	145	
	N	20	20	20	20	25	30	33	45	53	
	O	3	4	4	4	5	6	8	10	10	
	P	6	8	8	10	10	12	14	16	16	
	Q	2	3	3	3	3	3	3	3	3	
	S	7	7	7	7	9	10	10	12	12	
	T	-	-	-	-	0,2	0,2	0,5	0,5	1	
Inertia	① [kgm ²]	0,00037	0,0008	0,0017	0,0035	0,0062	0,0235	0,045	0,17	0,32	
Inertia	② [kgm ²]	0,0002	0,0006	0,0012	0,0032	0,0042	0,0140	0,023	0,09	0,17	
Weight	[kg]	1,1	2,9	3,9	5,9	7,8	15	22	51	67	
Connection		Leads					Cable				


Indirect Drives

Connector Options

(Delivered without cable)

2 poles, capacity :

0,5/2,5mm²



Keyways according to

ISO R773 / BS 4235 / DIN 6885-1 / NF E 22-175, tolerance P9

* Mandatory delivered with finished bores

** Drive cup is supplied undrilled. Fixing holes are shown for information only