



CMS 250 Clutch / Brake



CMS 250 Clutch/Brake

The CMS 250 Series Commercial MagStop clutch/brakes are designed for heavy duty mowers with up to 96" decks and engines up to 37 HP. Rugged design for continuous duty and long life.

CMS DESIGN FEATURES

Patented, modular, permanent magnet brakes provide more consistent torque over the life of the clutch. 5-10-15 lb.ft. brake options available

Large 6208 armature bearing pressed into machined bearing cup

Patented D-drive mounting adapter locks crank shaft to aid in securing and removing mounting bolt

Easy, no hassle re-gap option which doubles clutch life and is less prone to adjustment error than mechanical spring set brakes

Low profile integral connector helps prevent lead wire fatigue and protects the clutch by making the cable assembly the serviceable component

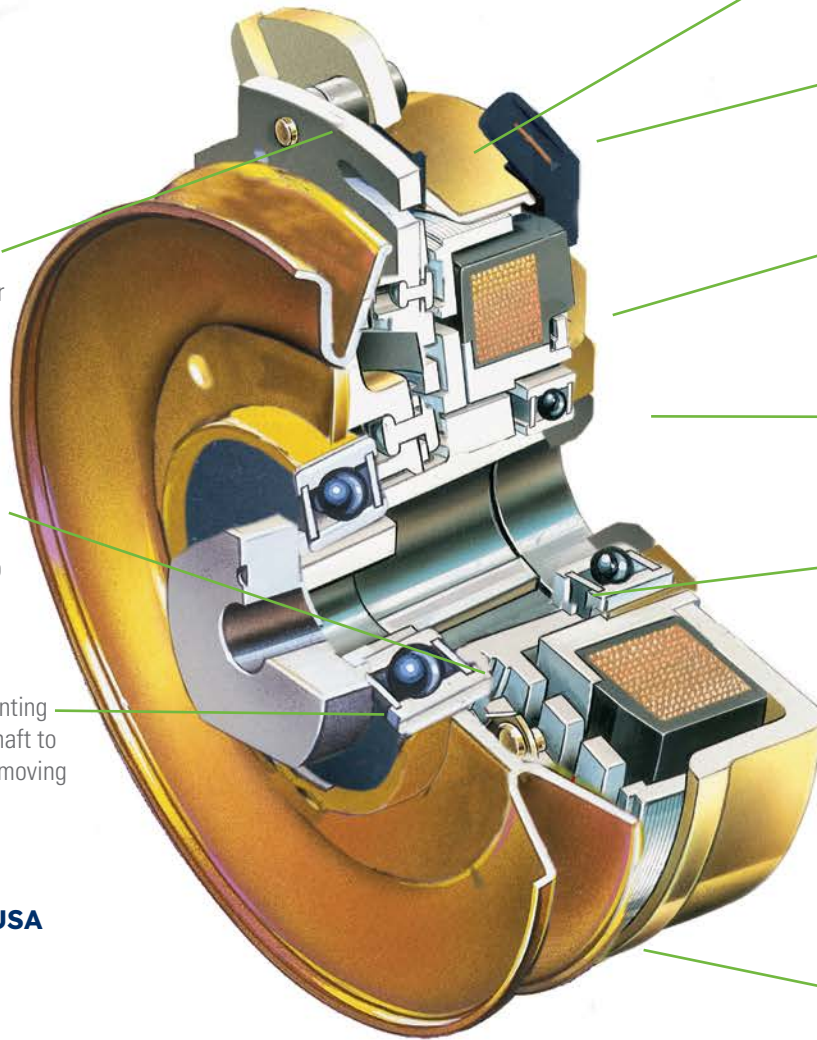
Completely encapsulated coils, over-molded in high temperature engineered plastic

Large, 6008 field bearing with high temperature polyacrylic seal and high temperature krytox grease

Integral key for ease of installation and reduced part inventory

Larger pulley sizes extend belt life
Custom pulley sizes available

MADE IN THE USA



Very simple, no hassle re-gap option is a standard feature which doubles clutch life.



Brake shim can quickly be removed from clutch while mounted and the airgap can be checked easily.




Low profile connector allows for easy replacement of cable assembly.


BEARINGS

Larger, more robust 6008 and 6208 series bearings have been implemented on the CMS 250. The field bearing by design is thermally isolated from the coil and utilizes high temperature fluorinated grease and high temperature seals.

PULLEY BEARINGS



FIELD BEARINGS



FULL LINE OVERVIEW

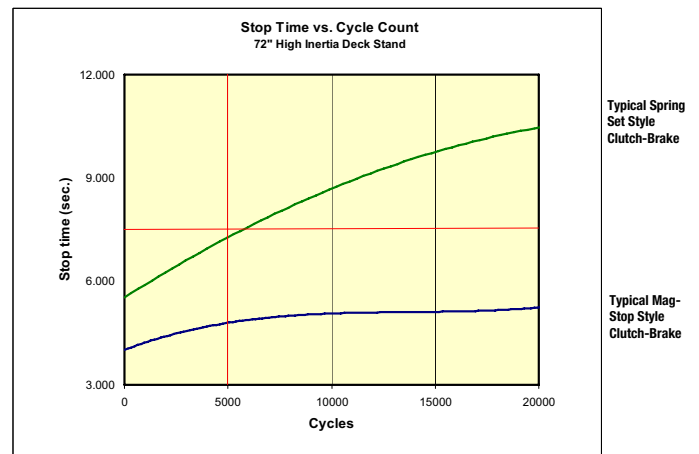
SERIES NUMBER	SERIES NAME	AVAILABLE TORQUE	CURRENT DRAW RANGE	AVAILABLE BORES*	PULLEY GROOVE AVAILABILITY	EXISTING PULLEY DIAMETERS**	ELECTRICAL CONNECTION	MOUNTING
5217-XX	RMS	60 & 80 ft.lb	1.6 to 3.97 amps	1"	A, A/B, B	5.2 to 7.48"	Integral	Standard & Reverse
5219-XX	TG	105 & 125 ft.lb	3.25 to 4.23 amps	1", 1-1/8"	A, A/B, B, 3V, 5L, 5V, HA	2.893 to 7.3"	Integral & Lead Wire	Standard & Reverse
5218-XX	CMS	175 & 200 ft.lb.	4.85 to 5.53 amps	1", 1-1/8"	A, A/B, B, 3V, 5L, 5V, HA, 8M, GT2	3.35 to 7.345"	Integral & Lead Wire	Standard & Reverse
5228-XX	CMS 250	225 & 250 ft.lb.	6.65 to 6.86 amps	1", 1-1/8", 1-1/4", 1-7/16"	A, A/B, B, C	6.121 to 7.153"	Integral & Lead Wire	Standard & Reverse
5227-XX	GT 300	300 ft.lb.	6.0 to 7.0 amps	1", 1-1/8", 1-1/4", 1-7/16"	A, B, C Flange	4.75 to 9.34"	Screw Terminal	Standard & Reverse

* Other clutch bores may be available depending on application and yearly volume

** Other pulley or flange configurations available depending on application and yearly volume

CMS 250 PERFORMANCE SPECIFICATIONS

LIFE	B10 life of 25,000 cycles at 2000 hours	
APPLICATION SIZE	ENGINE	Up to 37 HP
	DECK	Commercial applications up to 96" decks
ENVIRONMENT	Ambient – 40°F to +200°F	
	Bearing operating temperatures – 40°F to +350°F	
OPERATING SPEED	Input speeds up to 3600 rpm	
ELECTRICAL SPECIFICATIONS	System voltages of 12.0 to 14.0 volts with a steady state current between 6 to 7 amps	



ANSI Standard B71.4-1990 requires a stop time no greater than 7 seconds out of box for commercial applications. New brake designed to extend this standard through the life of the clutch. The consumer endurance point is 5K cycles.

WARNER ELECTRIC™

Regal Rexnord

www.warnerelectric.com

www.warnerelectric-eu.com

31 Industrial Park Road
New Hartford, CT 06057 - USA
815-389-3771

7 rue de Champ eur - CS2009549182
St Barthelemy d'Anjou - France
+33 (0) 2 41 21 24 24

regalrexnord.com

The proper selection and application of products and components, including assuring that the product is safe for its intended use, are the responsibility of the customer. To view our Application Considerations, please visit <https://www.regalrexnord.com/Application-Considerations>.

To view our Standard Terms and Conditions of Sale, please visit <https://www.regalrexnord.com/Terms-and-Conditions-of-Sale>.

"Regal Rexnord" is not indicative of legal entity. Refer to product purchase documentation for the applicable legal entity. Regal Rexnord and Warner Electrics are trademarks of Regal Rexnord Corporation or one of its affiliated companies. ©2023, 2025 Regal Rexnord Corporation, All Rights Reserved. MCB-P-1894-WE-EN-US 08/25

 **RegalRexnord™**

