


I N T R O D U C I N G

Electrically Operated Bell Housing Clutch


NEW


Remote Operation

- Easier and safer to operate than lever-actuated clutches
- 12V, 24V, and 90V coils stocked - custom winds available
- Does not require air or hydraulics to operate
- Clean install - two lead wires connected to single plug
- RF remote control with E-Stop available
- Internet-of-things (IoT) capable


Retrofit Existing Manual Clutches

- Available as stand-alone clutch or as complete PTO assembly, including clutch, bell housing, drive ring and drive disc
- Interchangeable with all major competitor PTO clutch designs
- Sizes available for most SAE bell housings and flywheels
- Hubs designed to fit common tapered shafts
- Custom hubs available to fit most applications
- Utilizes existing or Warner Electric drive ring, bell housing, and shaft
- Stand-alone clutches include installation kit containing freeze plugs, conversion mounting hardware, and anti-rotation strap

Typical Clutch Sizing and Fitment

Clutch Size	Bell Housing	Flywheel Size	Torque Rating
CMS-650	SAE 5, 4, 3	SAE 6, 7, 8	250 ft-lb
GT-780	SAE 4, 3, 2	SAE 10, 8	450 ft-lb
SF-1000	SAE 1, 2, 3	SAE 11	900 ft-lb
SF-1250	SAE 1, 2, 3	SAE 11, 14	1650 ft-lb

Electrically Operated Bell Housing Clutch



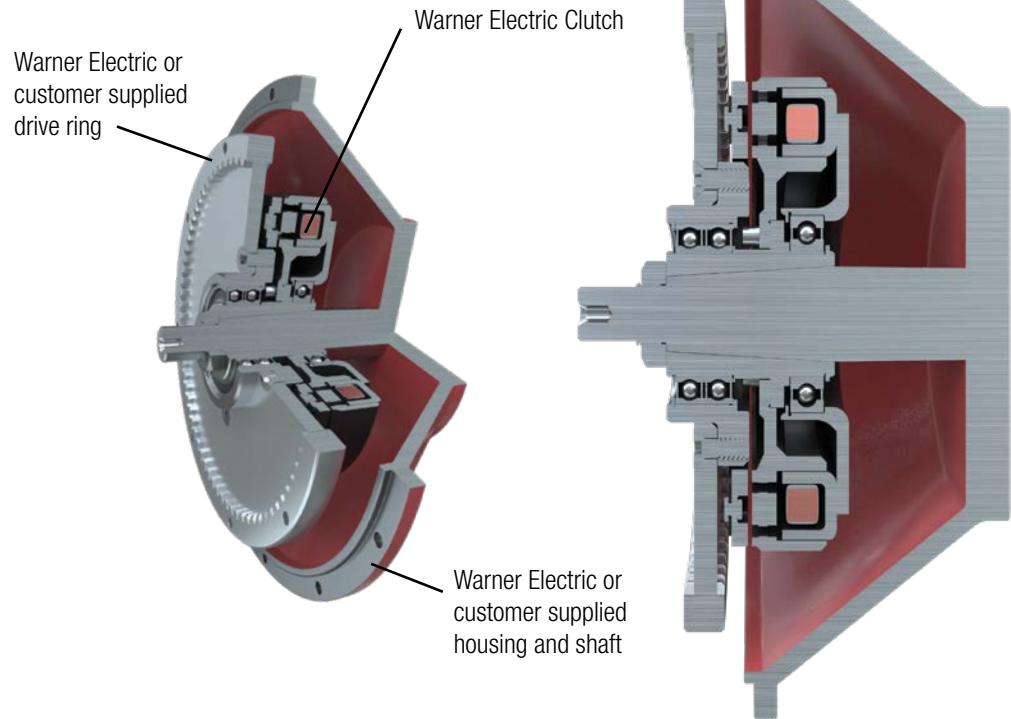
Shown with Nylon drive plate.
Standard on CMS650 assemblies;
optional on GT-780 and SF-1000
assemblies.

Key Markets

- Marine
- Agriculture
- Construction
- Forestry
- Mining
- Rail
- Oil & Gas

Applications

- Pumps
- Augers
- Blowers
- Hydraulics (Pump Drives)
- Compressors
- Transfer Cases
- Bow Thrusters
- Power Units



Available XR-17723 Remote Clutch/Brake Control Kit

The Warner Electric XR-17723 is a relay clutch/brake control utilizing a radio frequency (RF) handheld remote. An emergency E-stop is integrated for manual clutch or brake disengagement. Visit warnerelectric.com for more information.