



Warner Electric designed and patented the first electromagnetic clutch/brake more than 70 years ago and has pioneered every significant advance in the field since then.

New technologies in the areas of design, materials and manufacturing have helped us develop clutches and brakes with longer life and exceptional performance.

Customer Service

1-800-825-6544

Application Support

1-800-825-9050

www.warnerelectric.com

P-1723-1-WE 3/20



NEMA C-Face Mount Clutches, Brakes & Clutch-Brake Modules

UniModule is a one piece, clutch brake package available in five combinations that fit motor sizes from 1/4 to 10 HP. Electro Modules are separate clutch or brake units, easily assembled into a variety of combinations.



X-Small Brakes

Smallest electrically spring-applied holding brakes. High reliability, low cycle rate stopping action in emergency. Designed as statically engaged/ holding brakes. Highest mounting flexibility with fully customized adaptor.



Electrically Released Brakes

Spring-set designs are available for stopping or holding a load in the event of a power failure; or choose permanent magnet designs for dynamic stopping.



Foot Mounted Clutch-Brake Packages

Electro Packs are rugged, enclosed, factory aligned and pre-assembled. Seven sizes. Torque range from 15 lb.in. to 1350 lb.ft.



Shaft Mounted Clutches and Brakes

Packaged shaft mounted SFP Clutches, Electro Clutches, and Electro Brakes feature long life and no assembly or maintenance. 14 models. Torque range from 16 lb.ft. to 465 lb.ft.



Custom Design Clutches and Brakes

These basic, low cost electric units are user assembled from individual clutch and brake components. 45 clutch-brake models; 3 motor brakes. Torque range from 5 lb.in. to 1350 lb.ft.



Magnetic Clutches and Brakes

Magnetic particle units provide fast response, superior heat dissipation and extremely long life. Torque range to 578 lb.ft. Mechanically adjusted, permanent magnet type units provide excellent repeatability and accuracy. Torque range to 300 lb.in.



Tension Brakes and Controls

Complete line of tension control products for unwind and rewind applications. Including electric and pneumatic friction brakes, Magnetic particle and permanent magnet brakes, plus analog and digital tension brake controls.



Wrap Spring Clutches and Brakes

Accurate positioning is achieved with high torque-to-size ratio. Torque range from 25 lb.in. to 5000 lb.in. Over 14 models available.



Fractional HP Clutches and Brakes

Packaged SFP Clutches, Electro Clutches, and Electro Brakes feature no assembly, long life and no maintenance. 14 models available. Torque range from 16 lb.ft. to 465 lb.ft.



PK Brake

The Pan-Cake (PK) range is a pre-assembled on/off dry electromagnetic brake. This brake is used for parking and emergency only. The AC motor is used in combination with the PK brake for regenerative braking of the truck.



Magnetic Capping Headsets and Chucks

These screw capping headsets utilize smooth torque magnetic technology and are drop-in replacements for most OEM capping headsets. Replacement chucks and knives also available.

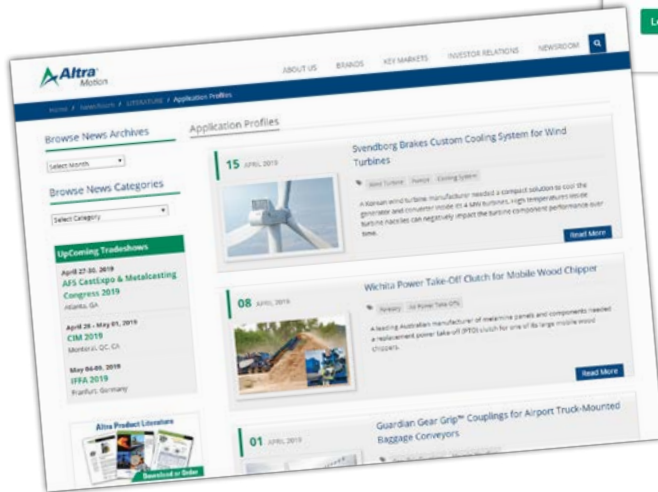
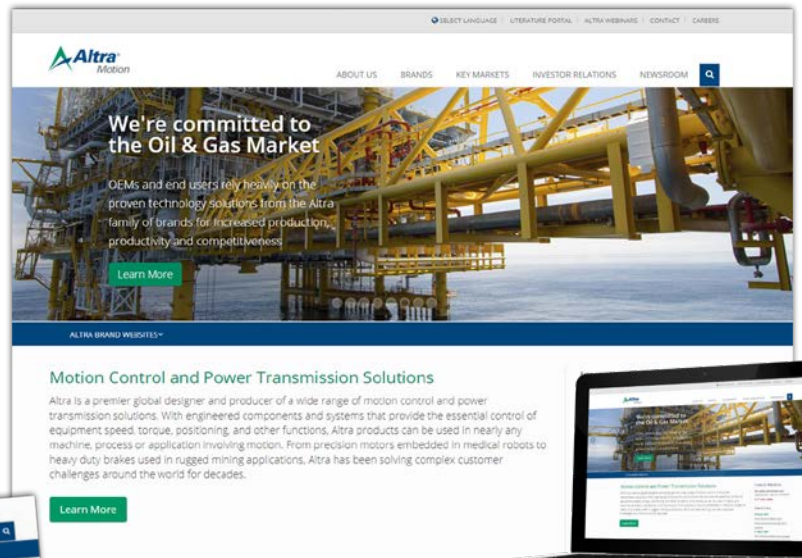
Online Resources

www.altramotion.com

Everything Altra

From the Altra homepage you can connect to all of our brands, and visit our market portals to find solutions for your specific needs.

www.altramotion.com



Get Connected

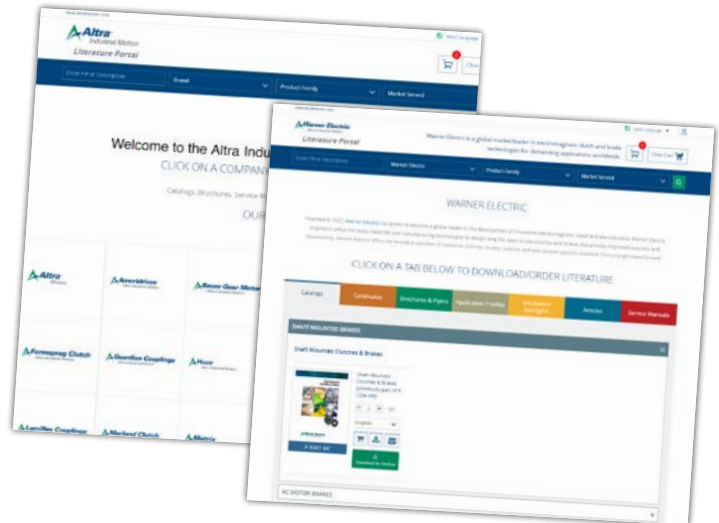
The Altra Newsroom makes it quick and easy for you to get the news you need when you need it. From new literature releases to trade show schedules, the news is at your fingertips 24 hours a day.

www.altramotion.com/newsroom

Literature Portal

Conveniently download and request Altra's latest catalogs, brochures, service manuals and more on the Literature Portal. Find the latest product information to meet your power transmission requirements by going to any Altra brand website and clicking on the Literature tab.

www.altraliterature.com



Creating A Premier Industrial Company

Ameridrives

Bauer Gear Motor

Bibby Turboflex

Boston Gear

Delevan

Delroyd Worm Gear

Formsprag Clutch

Guardian Couplings

Huco

Jacobs Vehicle Systems

Kilian

Kollmorgen

Lamiflex Couplings

Marland Clutch

Matrix

Nuttall Gear

Portescap

Stieber

Stromag

Svendborg Brakes

TB Wood's

Thomson

Twiflex

Warner Electric

Wichita Clutch

Follow **Altra Motion** on:

