



A REGAL REYNOLD BRAND




A REGAL REYNOLD BRAND

Nuttall Gear and Delroyd Worm Gear provide vast experience in designing and manufacturing worm gears and worm gear drives as well as helical drive assemblies for a variety of mechanical equipment. Our in-house test facility allows us to expertly mount, align, and couple your reducer and motor. This allows us to deliver a fully tested and proven package that will integrate into your production system without any worries or surprises. Our mission is to provide solutions.

Customer Service and Application Support
800-432-0121


www.nuttallgear.com
www.delroyd.com

P-1723-16-ND 3/20




SU/SD High Speed Gears by Nuttall

Available in ratings up to 40,000 HP and output speeds up to 20,000 RPM or higher in ratios up to 9:1. Heavy cast iron or welded steel housings for strength and rigidity.



Custom Engineered Drives by Nuttall

Some of our most outstanding products cannot be found in a catalog because they were designed for a specific customer or application design.




Helical Worm Speed Reducer by Delroyd

Ratios 15:1 to 355:1. Hardened, and ground helical gears. Hollow and solid output shafts. Vertical and horizontal mountings. Fan cooled is standard. Motor mounts (C-Face adapters or scoops). Cast iron or steel housings



Type TDS/HPD Parallel Shaft Speed Reducer by Nuttall

Torque ratings up to 6,000,000 in.lb. and standard gear ratios up to 1500:1. TDS and HPD units incorporate precision helical gearing in single, double, triple, quadruple and quintuple reductions.



Worm-Gear Sets by Delroyd

The lowest cost and shortest delivery schedules are normally achieved through the use of standard worm and gear sets. Flanged rim design available for mounting on any adaptable center.



Single Worm Reducer by Delroyd

Ratios 5:1 to 70:1. Hollow & solid output shafts. Vertical & horizontal mounting. Fan cooled (standard). Motor mounts (C-Face Adapters or scoops). Cast iron or steel housings




Moduline® Integral Motors by Nuttall

Available in ratings from 1 to 200 HP and output speeds from 1.5 to 1430 RPM with AGMA Class I, II or III service factors. Fits many applications and provides total drive source responsibility.



BX Conveyor Drive Unit Series by Delroyd

Delroyd series BX Speed Reducers for conveyor drives feature exceptionally high overhung load capacity. This design advantage usually permits selection of a smaller drive unit for a given load. Drywell construction around the output shaft helps prevent leakage from above.



Double Worm Reducer by Delroyd

Ratios 75:1 – 4900:1. Right angle and parallel shaft arrangements. Hollow and solid output shafts. Vertical and horizontal mounting. Fan cooled is standard. Motor mounts (C-Face Adapters or scoops). Cast iron and steel housings