



**Original Compact,  
Powerful and  
Proven PK Brake  
Design Leads  
the Market**



# THE ORIGINAL PK BRAKE...

## A VERY THIN, POWERFUL AND PROVEN DESIGN

- Installed on more than 500,000 forklift trucks and aerial platforms in the field
- More than 30 key OEMs have adopted this solution since 2010
- Manufactured globally

### Long service life with reduced power consumption

Dual voltage coil/PWM control

### Vehicle can be moved without power (due to drained batteries)

Mechanical brake release by screw or lever available as an option

### Advanced friction material technologies for extreme environments and high-speed, high-capacity braking applications

#### NEW Non-Stick Friction Material

For cold room and outdoor environments

Regal Rexnord engineers have developed a proprietary friction material specifically-designed for cold room and outdoor environments with high moisture levels and wide temperature differentials. Most standard friction materials tend to get sticky.

Regal Rexnord's new non-stick friction material has proven to retain stable torque during rigorous climate chamber and endurance testing, as well as extensive field testing. The new material is available on all PK Series motor brakes.

#### NEW W134 Non-Stick Friction Material

For high-speed, high-energy applications

New W134 non-stick friction material can be fitted on the PK brake series for certain high-speed, high-energy conditions. Field testing showed that standard friction material was able to handle 15 x 25kJ at 4000 rpm. Testing proved that the new W134 material is able to handle up to 80 x 40kJ at 6000 rpm on the same size PK35.

### Easy, reliable integration with vehicle's existing controller

PK brakes can become CAN BUS ready with our embedded electronics

### Compact size fits in limited vehicle space envelope

Thin profile for easier axle integration

### Reduced maintenance costs and downtime

#### NEW WES Contactless Monitoring System




The WES monitoring solution provides reliable detection of the smallest strokes, especially on spring-applied brakes. Made without sensitive mechanical parts, it greatly outperforms electromechanical solutions in functional safety and lifecycle expectancy. Additionally, this contactless monitoring solution reports state and wear information.

### Eliminates water ingress and corrosion issues

Up to IP67 protective grade  
**NEW** up to 500h of salt spray resistant coating

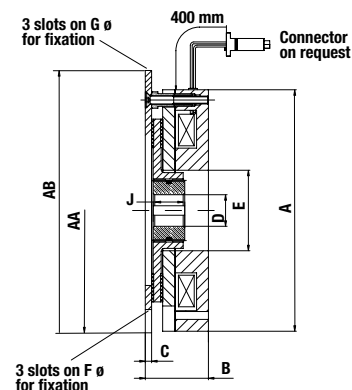
### Increased stability eliminates harsh or strong braking

Multi-step option to release torque on demand in gradual steps



## OPEN SPRING-APPLIED MOTOR BRAKES

Parking and stopping standard brakes  
for indoor or enclosed applications

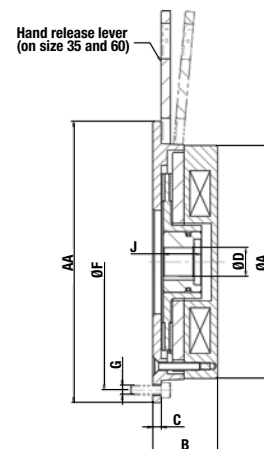


Size	005	010	020	035	060	100
Static Torque (Nm)*	9	21	40	70	125	200
Static Torque (lb. ft)*	6.6	15.5	29.5	51.6	92.2	147.5
A	82	96	133	153	164	184
B	41.5	39.7	43	43	59	75
C	3.2	3.2	4.5	6	6	10
D	10/15H7	15/20H7	15/20H7	19.05/20/25H7	20/25/30H7	25/30/35H7
J	18	20	20	25	30	30
E	31	28.5	43.5	51	59	70
F	72 (3xM4)	90 (3xM5)	112 (3xM5)	132 (3xM5 or M6)	145 (3xM8)	170 (3xM8)
G	90 (3xM5)	112 (3xM5)	132 (3xM5)	145 (3xM6)	170 (3xM8)	196 (3xM8)
AA small Flange	82	96	133	153	164	184
AB large Flange	100	115	138	178	185	215
Ambient Temperature	Minus 20 Plus 60 Degree C					
Voltage	Pulse Width Modulation - based on customer requirements					

\* Minimum torque over the life of a brake based on High torque friction. Nominal torque can vary depending on the friction grade selected for the application.

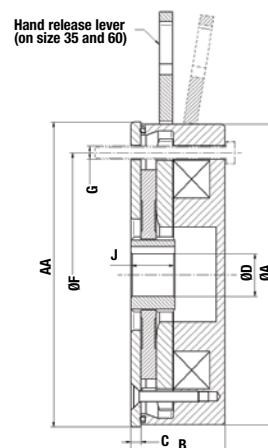
## ENCLOSED SPRING-APPLIED MOTOR BRAKES

Parking and stopping standard brakes  
for outdoor applications



Size*	05 Captive	010 Captive	020 Captive	035 Captive	060 Captive
Static Torque (Nm)	9	21	38	50	165
Static Torque (lb. ft)*	6.6	15.5	28	37	122.1
A	91	109	138	153	168
B	41.5	42	43	43	67
C	—	4.6	—	5.6	—
D	10/12/15H7	15/20H7	10/15/20H7	19.05/20/25H7	20/25/30H7
J	18	20	20	25	45
F	72	90	112	168.3	152
G	3 × M4	3 × M5	3 × M6	4 × M6	3 × M8
AA	91	113	140	185	175
Hand Release	—	—	—	Available	Available
Ambient Temperature	Minus 20 Plus 60 Degree C				
Voltage	Pulse Width Modulation - based on customer requirements				

\* Minimum torque over the life of a brake based on High torque friction. Nominal torque can vary depending on the friction grade selected for the application.



**Several options can be customized to fit into your truck. Please contact our specialists.**  
**Continuous R&D provides the market with the best innovations to fit your requirements.**



## Regal Rexnord

[warnerelectric.com](http://warnerelectric.com)

### North America

31 Industrial Park Road  
New Hartford, CT 06057 - USA  
800-825-9050

[regalrexnord.com](http://regalrexnord.com)

### Europe

7 rue de Champfleury - CS20095  
49182 St Barthelemy d'Anjou - France  
+33 (0) 2 41 21 24 24

The proper selection and application of products and components, including assuring that the product is safe for its intended use, are the responsibility of the customer. To view our Application Considerations, please visit <https://www.regalrexnord.com/Application-Considerations>.

To view our Standard Terms and Conditions of Sale, please visit <https://www.regalrexnord.com/Terms-and-Conditions-of-Sale> (which may redirect to other website locations based on product family).

"Regal Rexnord" is not indicative of legal entity. Refer to product purchase documentation for the applicable legal entity.

Regal Rexnord and Warner Electric are trademarks of Regal Rexnord Corporation or one of its affiliated companies.

© 2021, 2025 Regal Rexnord Corporation, All Rights Reserved. MCB-P-8874-WE-EN-US 01/25

